



MODEL	
RB145KA	
ENGINE	W04C-T
CAT.NO.	RB-1013-E
DATE ISSUED	1991 MAY

PARTS CATALOG

HONDA MOTORS, LTD.

Hino

MODEL

RB145 KA

ENGINE

W04C-T

CAT. NO.

RB-1013-E

DATE ISSUED

1991

MAY

SUBJECT INDEX

LOCATION NO.

1. APPLICABLE MODELS

CHASSIS

CHASSIS NOS.

RB145KA (FROM RB145K-40013)

ENGINE

ENGINE NOS.

W04C-T (FROM W04C-TA10860)

2. SPEC. OUTLINE OF HINO PRODUCT
RANGE AND OPTIONAL EQUIPMENTA16

3. VERY IMPORTANT INFORMATIONB16

4. GROUP INDEX
ENGINE GROUPF16

CHASSIS GROUPG16

5. REVISION REF. CODE INDEXA15

6. NUMERICAL INDEX3-A1

7. ALPHABETICAL INDEX3-A3

A16

SPEC. OUTLINE OF HINO PRODUCT RANGE

MODEL		RB145KA						
PRODUCTION SERIES CODE		AHA	AKA	ANA	AEA	AGN	AGK	AGA
WHEEL BASE (MM)	3,780	X	X	X	X	X	X	X
ENGINE MODEL	W04C-T	X	X	X	X	X	X	X
TRANSMISSION SERIES	LE05S	X	X	X	X	X	X	X
REAR AXLE SERIES (RATIO)	SS12-2 (4,100)	X	X	X	X	X	X	X
SERVICE BRAKE CONTROL	VACUUM SERVO HYDRAULIC, TWO INDEPENDENT CIRCUITS	X	X	X	X	X	X	X
PARKING BRAKE	ACTING ON TRANSMISSION OUTPUT SHAFT	X	X	X	X	X	X	X
AIR CONDITIONER	WIDTH	X	X	X	—	—	—	—
	WITHOUT	—	—	—	X	X	X	X
RIM SIZE (FRONT & REAR)	5.50R-16-115	X	X	X	X	—	X	X
	6.00-17.5-127	—	—	—	—	X	—	—
BODY TYPE	COMPLETE BODY UNIT	X	X	X	X	—	X	X
	COWL	—	—	—	—	X	—	—
DESTINATION		AUSTRALIA				NEW- ZEALAND	CYPRUS	

OPTIONAL EQUIPMENT

OPTIONAL EQUIPMENT	LOCATION	GROUP NO.	OPTION NO.	SPECIFICATION	RB145KA							
					AHA	AKA	ANA	AEA	AGN	AGK	AGA	
TIRE SIZE (FRONT & REAR)	2-D8	5901	C65-A005	700R-16-10PR	X	X	X	—	—	—	X	
			C65-A328	7.00R16-12PR (RADIAL TIRE)	X	X	X	X	—	—	—	X
			C65-H141	700-16-12PR	—	—	—	—	—	—	X	—
			C65-H142	7.00R16-12PR	—	—	—	—	—	—	X	—
SLIDING DOOR KEY	1-H4	2701	F04-M025	WITH KEY	X	—	—	—	X	X	X	
			F04-M026	WITHOUT KEY	—	X	X	—	—	—	—	—
GENERATOR	1-K8 1-H14	1811 2701	F23-M011	24V-70A	—	—	—	X	—	—	X	
MUFFLER	1-H12	2401	F52-A001	STACK TAIL TYPE	X	X	X	X	—	—	X	
RADIATOR CURTAIN	1-A12	2201	F59-M001	—	X	X	X	X	X	X	X	
PACKAGE PARTS	1-B	6001	H11-C125	BLOCK EMBLEM	—	—	—	—	X	X	—	



VERY IMPORTANT INFORMATION

1. This PARTS CATALOG comprises SERVICE PARTS and TOOLS for EXPORT BUSES regarding the CHASSIS and ENGINE NUMBERS listed in the following.

Model	
Chassis RB145KA	Chassis Nos. RB145K-40013
Engine WO4C-T	Engine Nos. WO4C-TA10860

2. Please read the PRECAUTIONS FOR USING PARTS CATALOG in the succeeding pages carefully before referring to this PARTS CATALOG.
3. Please notice that the SERVICE PARTS or TOOLS will be supplied according to the DISTRIBUTION SYSTEM of HINO MOTORS, LTD.
4. Please observe the RULES printed in the next page in placing orders for spare parts or tools.

This Parts Catalog is a REVISED EDITION of the Parts Catalog No. RB-1012-E for the TRUCKS regarding the CHASSIS and ENGINE NUMBERS listed in the above.

RULES TO BE OBSERVED IN PLACING ORDERS FOR SPARE PARTS OR TOOLS

1. Please make use of the Parts Order Form of which sample is printed on the next page, whenever an order for spare parts or tools is prepared.
2. The said Parts Order Forms are available free of charge at Hino Motors, Ltd. for use of the Distributors, Agencies an Authorized Organizations of Hino Motors, Ltd.
3. Please be sure to give the following information correctly in the Parts Order Form.
 1. Model
 2. Chassis Number (For Chassis Part)
Cab Number (For Cab Part)
Engine Number (For Engine Part)
 3. Part Number
 4. Quantity Required
 5. Parts Catalog Number

Note: The chassis number and the cab number are both inscribed on the respective identification plates in the driver's compartment, while the engine number is inscribed on the crankcase.

Shipping date	Delivery location	FOR PARTS DEPT ONLY	SALES APPROVAL



**CAUTIONS
NOT TO USE IMITATION**

1. The illustrations inserted in this parts catalog are intended to give a rough idea about the shape of parts. So, there may be instances where some items or their dimensions, their direction order of fitting, etc. are not found in the illustrations. Consequently, if repair and maintenance of vehicles are made only by reference to these illustrations, some trouble may occur. Therefore, please do not refer to the illustrations but always use relevant shop manual for the purpose of repair and maintenance.
2. Always use Genuine Hino Parts for the maintenance and repairs of Hino vehicles. Please refrain from the use of any imitation parts as they are no doubt inferior in material quality, manufacturing process and in all other aspects as compared with Hino Genuine Parts.

Many kinds of Genuine Hino Parts are available in the sales agent or parts agent of Hino, and are ready for delivery at any time. Either of the following marks is put on Genuine Hino Parts for the assurance of their superlative quality.

PRECAUTIONS FOR USING PARTS CATALOG

1. GENERAL INFORMATION

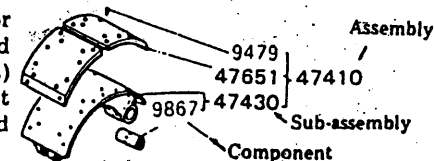
This parts catalog is so compiled that all equipment is classified as described in the Group Index. Each equipment is divided further into several subgroups which are followed by illustrations and pertinent text for each subgroup. For the details of subgroups, refer to the Group Index.

2. ILLUSTRATIONS

Each illustration is described at the beginning of subgroup. Key No. is attached to each illustration for the convenience of indexing the parts included in the illustration. The key No. coincides with the Key No. given in the left column of each page in the text.

3. ILLUSTRATION OF PARTS CONTAINED

Relationship between assembled parts for service and its relative parts contained (assembly, sub-assembly and component) is to be illustrated as in right hand. But the relative parts contained are limited to serviceable parts.



4. COMPONENTS OF A COMPLETE PART

(e.g. Electrical Part, Valves, Cylinders, etc.)

A complete part as assembly is shown in the illustration and text of the group to which it belongs, while its components are illustrated separately at the end of the pages showing the group.

5. STANDARD PARTS OR SEMI-STANDARD PARTS AND PARTS IN GENERAL

Standard parts, semi-standard parts (bolt, nut, washer, rivet, key, etc.) and parts in general are distinguished from each other as shown in the following example.

Part Number

STANDARD OR SEMI-STANDARD PARTS NUMBER ⑨○○○-○○○○

STANDARD BEARING PARTS NUMBER ⑨⑨○-○○○○

Excluding ⑨⑨⑨○-○○○○

Beginning from 9



6. QUANTITY COLUMN

In case different parts are used according to model of chassis or equipment, a discriminative list is given at the initiation of each subgroup, and the quantity required for each category is mentioned in the "Q'ty" column. All parts listed in undistinguished subgroups are those which may be used commonly. The figure given in the "Quantity" column basically denotes the quantity of the part required per unit of the vehicle, but there are the following exceptions.

- (A) When the same part is used for different purposes or on different items of equipment, the figure in the "Quantity" column denotes the quantity required as of the item of equipment or the purpose per unit of vehicle.
- (B) When the components of the structural part are given in separate subgroups, the quantity of the component is understood to denote the requirements there of per unit of the structural part.

Parts marked with "AR" in the "Quantity" column are those which may be used at your convenience as spare or replacement parts.

7. HOW CHANGE OF A PART IS INDICATED :

The new part number is listed below the old part number, and interchangeability of the old and new parts is indicated by the symbols described below.

01.....Where both the old and new parts have interchangeability:
 (Old part number) }
 V 01 The old and new parts are completely
 New part number } interchangeable with each other.

02.....Where only the new part has interchangeability:
 (Old part number) }
 V 02 The new part can be used for the ve-
 New part number } hicle fitted with the old part, but the
 old part cannot be used for the vehicle
 fitted with the new part.

□.....Where the new part combined with an additional part(s) is interchangeable with the old part:
 (Old part number) }
 V □ Substituted with The new part can be
 New part number } following number(s) used for the vehicle
 New part number, fitted with the old
 Description, Key part if additional
 number. part is provided.

X.....Where neither old nor new part has interchangeability:
 (Old part number) }
 V X The old and new parts are not inter-
 New part number } changeable with each other.

04.....Where the old part becomes unnecessary:
 (Old part number)

V 04
 xxxxxxxxxxx

05.....Where a new part is added:
 (xxxxxxxxxxx)

V 05
 New part number

06.....Where a new part is added in combination with other part(s):
 (xxxxxxxxxxx)

V 06 Substituted with following number(s)
 New part number New part number, Description, Key
 number.

8. HOW TO LOOK UP APPLICABILITY OF A MODIFIED PART

In this edition, the "Table of Applicabilities" describes the serial number of vehicle (Engine No., Chassis No. or Cab No.) from which modification of a part is applicable.

For a modified part, the code number is given on each page in the extreme right column titled "revision ref. code", and the code numbers are listed with corresponding serial numbers. Therefore, when looking up the applicability of a modified part,

- (1) Note the code number in the "revision ref. code" column corresponding to the modified part;
- (2) Find the serial number corresponding to the code number in the aforementioned table.

The confirmation of the applicable serial number is a must especially for a modified part which is interchangeable only when used together with other new part(s) or is not interchangeable with the old part.

(Example)

The table is a multi-column grid. The top row is labeled '1-C1' and 'B13'. The columns contain various alphanumeric codes and numbers. An arrow points from the text 'C55R7' to a specific cell in the table.



9. APPLICABLE SERIAL NUMBER OF BUS CHASSIS FROM WHICH MODIFICATION OF A PART IS APPLICABLE

In the applicable serial number of bus chassis, respective body manufacturers are distinguished from each other by the following symbols.

- T Made of Hino Body Mfg. Co., Ltd. (Yokohama Factory)
- N Made of Nishi-Nippon Body Mfg. Co., Ltd.
- W Made of Kawasaki Heavy Industries, Ltd.
- K Made of Hino Body Mfg. Co., Ltd. (Kanazawa Factory)
- F Made of Fuji Heavy Industries, Ltd.

10. NOMINATION OF "LEFT OR RIGHT", "FRONT OR REAR" AND "UPPER OR LOWER"

"Left or Right" of Chassis, Cab or Rear Body is nominated by seeing the vehicle from the back of it. For engine, we nominate "Back" against the side of Flywheel. "Left or Right" is to be described by seeing from the side of Flywheel. (Consequently, in case of Rear-Engined Bus, "Front or Rear" or "Left or Right" of the Engine is quite vise versa against those of Vehicle.)

11. NUMERICAL INDEX AND ALPHABETICAL INDEX

Numerical index and alphabetical index are given at the end of this catalog, which please use for locating a part by either the part number or part name. (Excluding the part numbers issued by the part manufacturer)

12. DIMENSIONS

All parts are manufactured in métric measure.

13. PART NEWS

Part numbers, the quantity of each part required and the shape of each part are subject to change without notice.



GROUP INDEX

F16

GROUP INDEX

(CONT.)

GROUP NO	GROUP TITLE	PAGE
	ENGINE GROUP	
	** PARTIAL ENGINE **	
0100	PARTIAL ENGINE.....	1-A1
	** SHORT BLOCK **	
0500	SHORT BLOCK.....	1-C1
	** CYLINDER HEAD **	
1000	CYLINDER HEAD.....	1-E1
	** CRANK CASE **	
1100	CYLINDER BLOCK.....	1-I1
1110	TIMING GEAR COVER AND FLYWHEEL HOUSIN	1-A2
1111(OPTION)	TIMING GEAR COVER AND FLYWHEEL HOUSIN	1-D2
	** MAIN MOVING PARTS	
1200	MAIN MOVING PARTS.....	1-E2
1201	MAIN MOVING PARTS(OPTION).....	1-J2
	** VALVE, INTAKE AND EXHAUST SYSTEM *	
1300	CAMSHAFT AND IDLER GEAR.....	1-K2
1310	VALVE SYSTEM.....	1-A3
1320	AIR INTAKE AND EXHAUST SYSTEM.....	1-C3

GROUP NO	GROUP TITLE	PAGE
	** LUBRICATING SYSTEM **	
1400	LUBRICATING SYSTEM.....	1-I3
1490-1420E	COOLER, OIL.....	1-K3
	** FUEL SYSTEM **	
1500	FUEL SYSTEM.....	1-A4
1590-1518X	FILTER, FUEL.....	1-G4
1590-1523D	GOVERNOR, MECHANICAL.....	1-H4
1590-1523E	GOVERNOR, MECHANICAL.....	1-C5
1590-1530V	HOLDER, NOZZLE.....	1-A6
1590-1556F	PUMP BODY, FUEL INJECTION.....	1-E6
1590-1563D	PUMP, FUEL FEED.....	1-J6
1590-1575Y	TIMER, AUTOMATIC.....	1-A7
	** COOLING SYSTEM **	
1600	COOLING SYSTEM.....	1-D7
1601	COOLING SYSTEM(OPTION).....	1-H7
1690-1659N	PUMP, COOLANT.....	1-J7
1690-1810A	PUMP, VACUUM.....	1-K7
	** ACCESSORY PARTS **	
1800	AIR COMPRESSOR AND STEERING OIL PUMP.	1-A8
1810	ELECTRICAL PARTS.....	1-E8
1811	ELECTRICAL PARTS(OPTION).....	1-K8
1830	TURBOCHARGER.....	1-A9



GROUP NO	GROUP TITLE	PAGE
1831	TURBOCHARGER (OPTION).....	1-C9
1890-1823Z	ALTERNATOR.....	1-E9
1890-1824D	ALTERNATOR.....	1-H9
1890-1846Z	MOTOR, STARTING.....	1-K9
1890-1847F	STARTER.....	1-A10
1890-1881L	TURBOCHARGER.....	1-D10
1890-6406Z	PUMP, OIL, POWER STEERING.....	1-G10
C H A S S I S G R O U P		
** FUEL TANK **		
2000	FUEL TANK.....	1-A11
2090-1518F	FILTER, FUEL.....	1-G11
2090-1571B	SEDIMENTER.....	1-H11
** COOLING SYSTEM **		
2200	COOLING SYSTEM.....	1-I11
2201	RADIATOR CURTAIN (OPTION).....	1-A12
** EXHAUST **		
2400	EXHAUST.....	1-C12
2401	EXHAUST (OPTION).....	1-H12
** AIR INTAKE **		
2500	AIR INTAKE (CHASSIS).....	1-A13
2590-2505G	CLEANER, AIR.....	1-C13

GROUP NO	GROUP TITLE	PAGE
** BATTERY **		
2600	BATTERY AND BATTERY SETTING.....	1-D13
** ELECTRICAL **		
2700	ELECTRIC SYSTEM (CHASSIS).....	1-E13
2701	ELECTRIC SYSTEM (CHASSIS) (OPTION).....	1-H14
2790-2705A	BLOCK, FUSE AND JUNCTION.....	2-A1
2790-2705Z	BLOCK, FUSE AND JUNCTION.....	2-B1
2790-2746G	LAMP, BACK-UP.....	2-C1
2790-2770E	LAMP, DIRECTION SIGNAL.....	2-D1
2790-2771A	LAMP, TURN SIGNAL.....	2-E1
2790-2775D	LAMP, SIDE TURN SIGNAL.....	2-F1
2790-2786G	LAMP, FOG.....	2-G1
2790-2786N	LAMP, FOG.....	2-H1
2790-2789G	HEAD LAMP.....	2-I1
2790-2795D	LAMP, LICENSE.....	2-J1
2790-2795E	LAMP, LICENSE.....	2-K1
2790-2819G	LAMP, TAIL AND STOP.....	2-L1
2790-2819R	LAMP, TAIL AND STOP.....	2-A2
2790-2819V	LAMP, TAIL AND STOP.....	2-C2
2790-6430C	SWITCH, COMBINATION.....	2-D2
** CLUTCH **		
3000	CLUTCH.....	2-E2
3005	CLUTCH HOUSING.....	2-G2



GROUP INDEX

(CONT.)

GROUP INDEX

(CONT.)

GROUP NO	GROUP TITLE	PAGE
3007	ENGINE SETTING PARTS.....	2-I2
3010	CLUTCH PEDAL CONTROL.....	2-J2
3090-3006X	CYLINDER, CLUTCH MAIN.....	2-A3
3090-3011K	CYLINDER, CLUTCH SLAVE.....	2-B3
	** TRANSMISSION **	
3200	TRANSMISSION ASSY.....	2-C3
3210	CASE AND MAIN UNIT.....	2-D3
3220	SPEEDOMETER GEAR.....	2-J3
3230	GEAR SHIFT HOUSING.....	2-A4
3240	TRANSMISSION CONTROL.....	2-D4
	** PROPELLER SHAFT **	
3400	PROPELLER SHAFT.....	2-H4
	** SERVICE BRAKE PIPING **	
3500	SERVICE BRAKE PIPING.....	2-A5
3590-3016X	RESERVOIR, OIL.....	2-I5
3590-3516T	CYLINDER, BRAKE MAIN.....	2-J5
3590-3536G	HYDROMASTER.....	2-A6
	** PARKING BRAKE **	
3800	PARKING BRAKE.....	2-D6
3810	PARKING BRAKE CONTROL.....	2-F6

GROUP NO	GROUP TITLE	PAGE
	** FRAME AND BUMPER **	
4400	FRAME.....	2-J6
	** FRONT SPRING **	
5500	FRONT SPRING.....	2-A7
5590-5516B	SHOCK-ABSORBER.....	2-F7
	** REAR SPRING **	
5800	REAR SPRING.....	2-G7
5890-5516H	SHOCK-ABSORBER.....	2-L7
	** WHEEL AND TIRE	
5900	WHEEL AND TIRE.....	2-A8
5901	WHEEL AND TIRE (OPTION).....	2-D8
	** METER AND GAUGE **	
6000	METER AND FINAL PARTS.....	2-F8
6001	METER AND FINAL PARTS (OPTION).....	2-I8
6090-6003B	INSTRUMENT CLUSTER.....	2-J8
6090-6006J	SPEEDOMETER.....	2-K8
	** ENGINE CONTROL **	
6100	ENGINE CONTROL.....	2-A9
	** STEERING **	

**
2
2-G1
2-L7
A8
P

NO	GROUP TITLE	PAGE
	STEERING GEAR AND LINKAGE.....	2-E9
	INTEGRAL POWER STEERING GEAR.....	2-I9
	POWER STEERING OIL PIPING.....	2-A10
0-6411W	RESERVOIR, OIL, POWER STEERING.....	2-D10
0-6440B	WHEEL, STEERING.....	2-E10
	** FRONT AXLE AND WHEEL BRAKE **	
6600	FRONT AXLE.....	2-G10
6610	FRONT WHEEL BRAKE.....	2-J10
6690-6612B	CYLINDER, WHEEL BRAKE.....	2-A11
	** REAR AXLE AND WHEEL BRAKE **	
6800	REAR AXLE (FRONT).....	2-B11
6810	REAR WHEEL BRAKE (FRONT).....	2-D11
6820	REAR AXLE DIFFERENTIAL CARRIER (FRON	2-F11
6890-6612C	CYLINDER, WHEEL BRAKE.....	2-I11
	** POWER TAKE-OFF **	
7000	POWER TAKE-OFF.....	2-J11
	** TOOL **	
9000	ACCESSORY.....	2-K11
9015	SPECIAL TOOL (FOR ENGINE).....	2-A12
9020	SPECIAL TOOL (FOR FUEL TANK).....	2-F12
9027	SPECIAL TOOL (FOR ELECTRICAL SYSTEM	2-G12

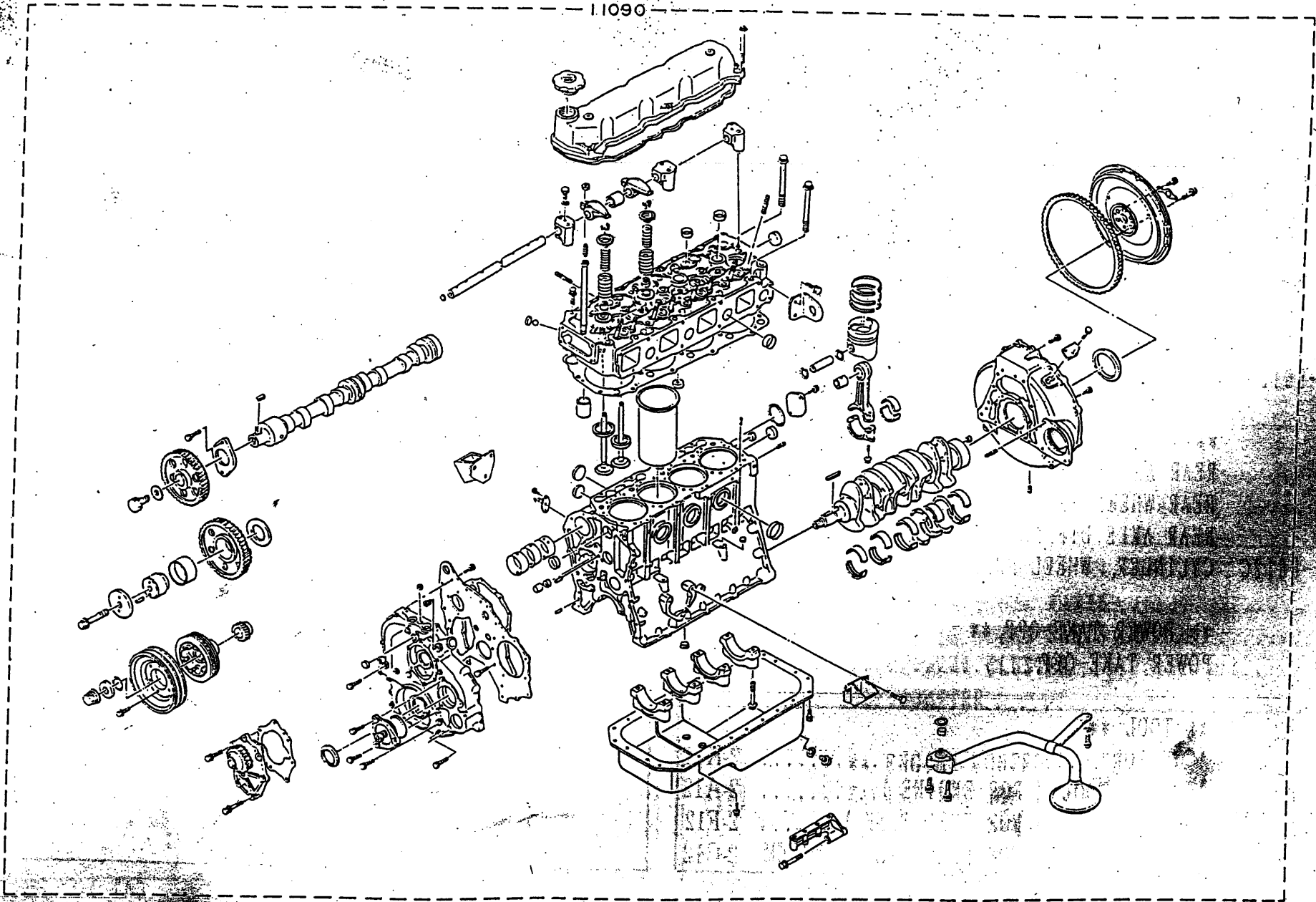
GROUP NO	GROUP TITLE	PAGE
9030	SPECIAL TOOL (FOR CLUTCH).....	2-H12
9032	SPECIAL TOOL (FOR TRANSMISSION)....	2-I12
9035	SPECIAL TOOL (FOR SERVICE BRAKE)...	2-J12
9059	SPECIAL TOOL (FOR WHEEL).....	2-K12
9064	SPECIAL TOOL (FOR STEERING).....	2-L12
9066	SPECIAL TOOL (FOR FRONT AXLE).....	2-M12
9068	SPECIAL TOOL (FOR REAR AXLE).....	2-A13
	C A B G R O U P	
	** HEATER **	
B9000	HEATER.....	2-B13
B9090-2774A	LAMP, HEATER CONTROL.....	2-F13
	** AIR CONDITIONER, COOLER **	
K9100	COOLER.....	2-G13

1-A1

0100

PARTIAL ENGINE

11090



0100-A



ME11-038-00X00~12
(0100)

0100

PARTIAL ENGINE

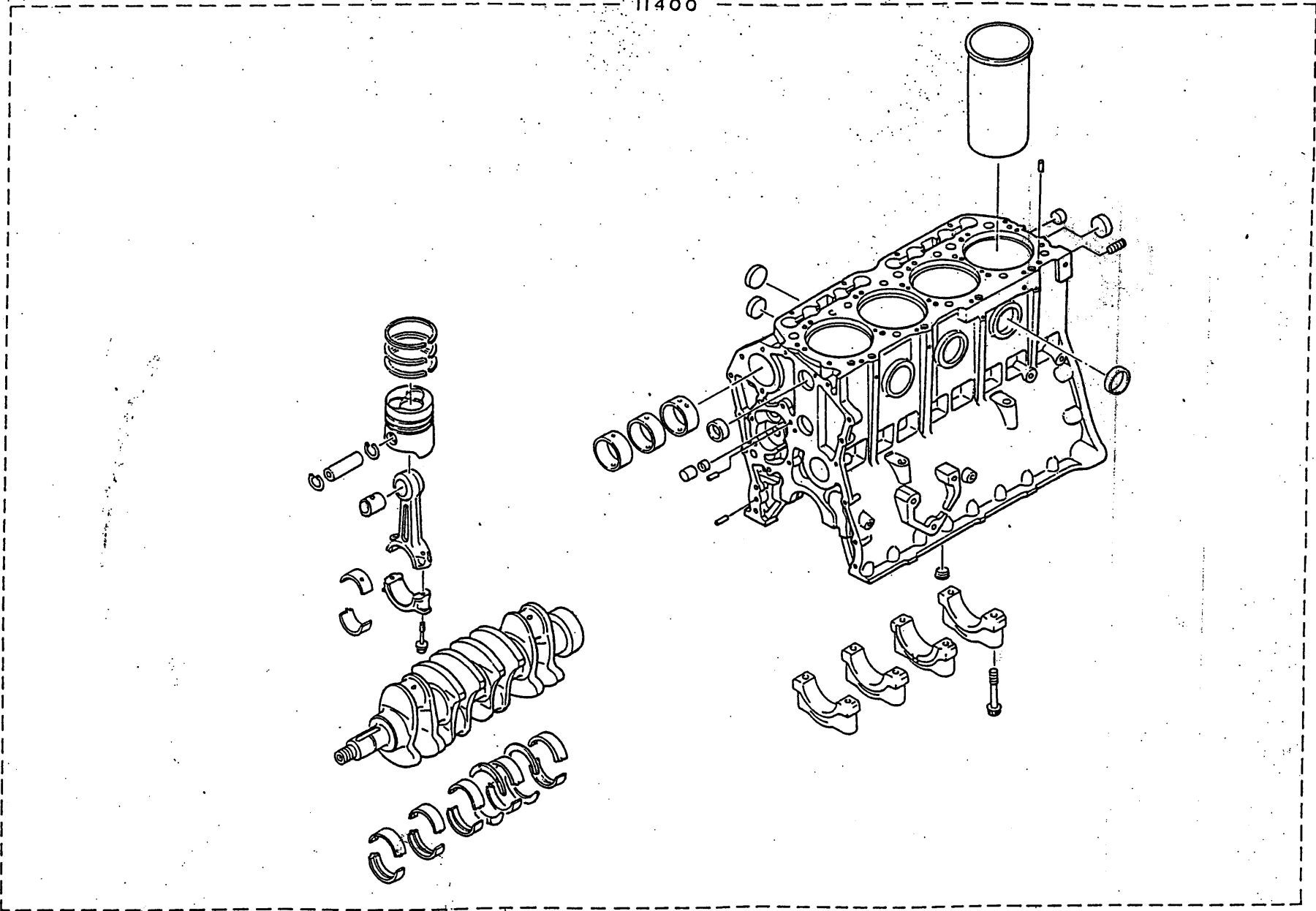
PART NUMBER	Q U A N T I T Y														REVISION	
	A	B	C	D	E	F	G	H	I	J	K	L	M	N	O	REF. CODE
A RB145KA (AEA, AGA) B RB145KA-AGN C RB145KA (AHA, AKA, ANA) D RB145KA-AGK																
----- : 11090 : ENGINE ASSY, PARTIAL *-----*																
11090-5930	1	1	1	1												

1-C1

0500

SHORT BLOCK

11400



ME11-038-00X00~12
(500)

0500-A



0500

SHORT BLOCK

PART NUMBER	Q U A N T I T Y										REVISION					
	A	B	C	D	E	F	G	H	I	J	K	L	M	N	O	REF. CODE
A. RB145KA (AEA, AGA)																
B. RB145KA-AGN																
C. RB145KA (AHA, AKA, ANA)																
D. RB145KA-AGK																

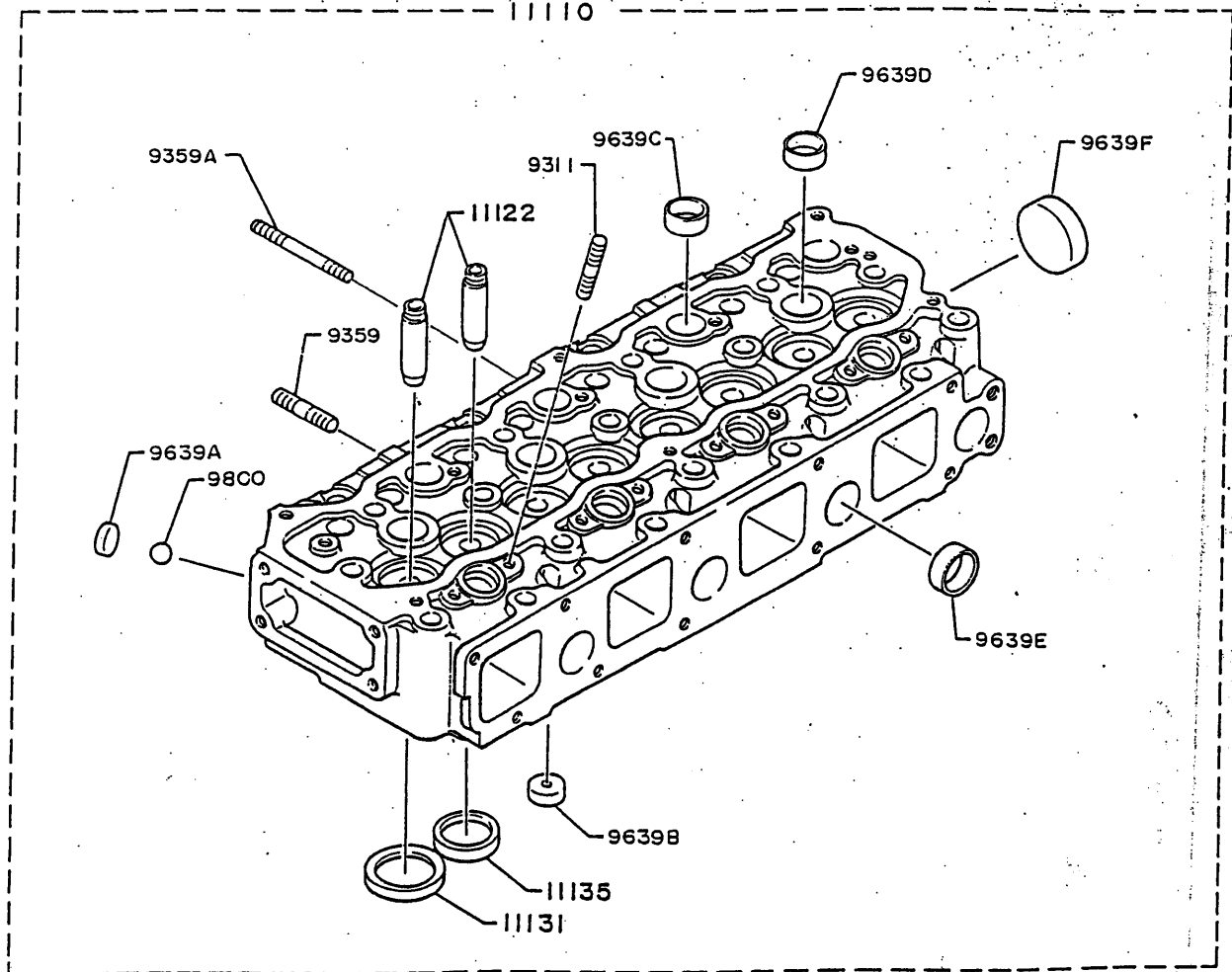
: 11400 : BLOCK ASSY, SHORT																

11400-3110	1	1	1	1												

1-E1

1000

CYLINDER HEAD (1/2)



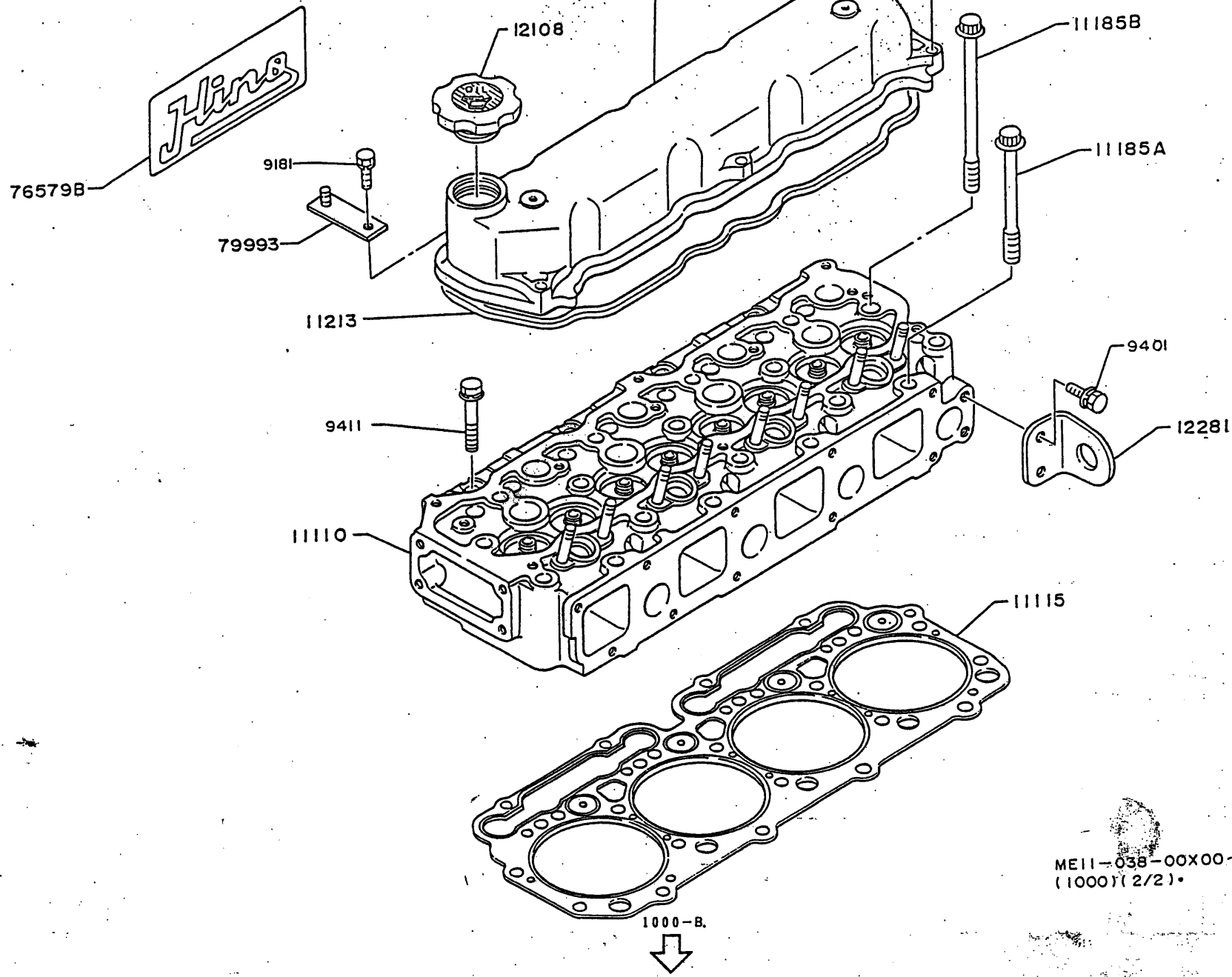
ME11-038-00X00~12
(1000)(1/2)

1000-A



1000

CYLINDER HEAD (2/2)



ME11-038-00X00~12
(1000)(2/2)

1-G1

1000

CYLINDER HEAD

PART NUMBER	QUANTITY										REVISION REF.CODE					
	A	B	C	D	E	F	G	H	I	J		K	L	M	N	O
A RB145KA(AEA,AGA) B RB145KA-AGN C RB145KA(AHA,AKA,ANA) D RB145KA-AGK																
----- : 11110 : HEAD ASSY, CYL. *-----*																
(11110-3400) V X	1	1	1	-												
(11110-3930) V 02	1	1	1	-												
11110-3931	1	1	1	1												W04CT323 W04CT361
----- : 11115 : GASKET, CYL HEAD *-----*																
(11115-1821) V 01	1	1	1	-												
11115-1821	1	1	1	1												
----- : 11122 : BUSHING, VALVE GUIDE INTAKE, REPAIR STD *-----*																
11122-1140	8	8	8	8												
----- : 11131 : SEAT, VALVE INTAKE *-----*																
11131-1210	4	4	4	4												
----- : 11135 : SEAT, VALVE EXH *-----*																
11135-1320	4	4	4	4												
----- : 11185 A : BOLT, CYL HEAD *-----*																
(11185-1440) V 01	13	13	13	-												
11185-1440	13	13	13	13												
----- : 11185 B : BOLT, CYL HEAD *-----*																
(11185-1450) V 01	5	5	5	-												
11185-1450	5	5	5	5												
----- : 11211 : COVER, CYL HEAD *-----*																
11211-1940	1	1	1	1												
----- : 11213 : GASKET, CYL HEAD COVER *-----*																
11213-1550	1	1	1	1												
----- : 12108 : CAP SUB ASSY, OIL FILLER *-----*																
(12181-1130) V 01	1	1	1	-												
12108-1100	1	1	1	1												

-3-

CAT.NO. RB1013

1000

CYLINDER HEAD

PART NUMBER	QUANTITY										REVISION REF.CODE					
	A	B	C	D	E	F	G	H	I	J		K	L	M	N	O
----- : 12281 : HANGER, ENG *-----*																
12281-1320	1	1	1	1												
----- : 76579 B : PLATE, CAUTION ENG *-----*																
76579-5260	1	1	1	1												
----- : 79993 : HOLDER, CLIP *-----*																
79993-2990	1	1	1	1												
----- : 9181 : BOLT *-----*																
9181-08350	1	1	1	1												
----- : 9191 : BOLT *-----*																
(9191-08352) V 01	5	5	5	-												
9191-08351	5	5	5	5												
----- : 9311 : STUD *-----*																
9311-08750	8	8	8	8												
----- : 9359 : STUD *-----*																
(9351-10380) V 01	8	8	8	-												
(9351-10380) V 01	5	5	5	5												
9359-10114	5	5	5	5												
----- : 9359 A : STUD *-----*																
(9351-10800) V 02	3	3	3	-												
(9369-10129) V 01	3	3	3	3												
9359-10115	3	3	3	3												W04CT361
----- : 9401 : BOLT *-----*																
9401-10200	2	2	2	2												
----- : 9411 : BOLT *-----*																
9411-10401	4	4	4	4												
----- : 9639 A : PLUG, EXPANSION *-----*																
9639-14101	4	4	4	4												
----- : 9639 B : PLUG, EXPANSION *-----*																
9639-22107	4	4	4	4												

-4-

CAT.NO. RB1013

1000

CYLINDER HEAD

PART NUMBER	QUANTITY										REVISION					
	A	B	C	D	E	F	G	H	I	J	K	L	M	N	O	REF. CODE
A RB145KA(AEA,AGA)																
B RB145KA-AGN																
C RB145KA(AHA,AKA,ANA)																
D RB145KA-AGK																

: 9639 C : PLUG,EXPANSION																

9639-24103 4 4 4 4	4	4	4	4												

: 9639 D : PLUG,EXPANSION																

9639-26102 4 4 4 4	4	4	4	4												

: 9639 E : PLUG,EXPANSION																

9639-30105 4 4 4 4	4	4	4	4												

: 9639 F : PLUG,EXPANSION																

9639-50103 1 1 1 1	1	1	1	1												

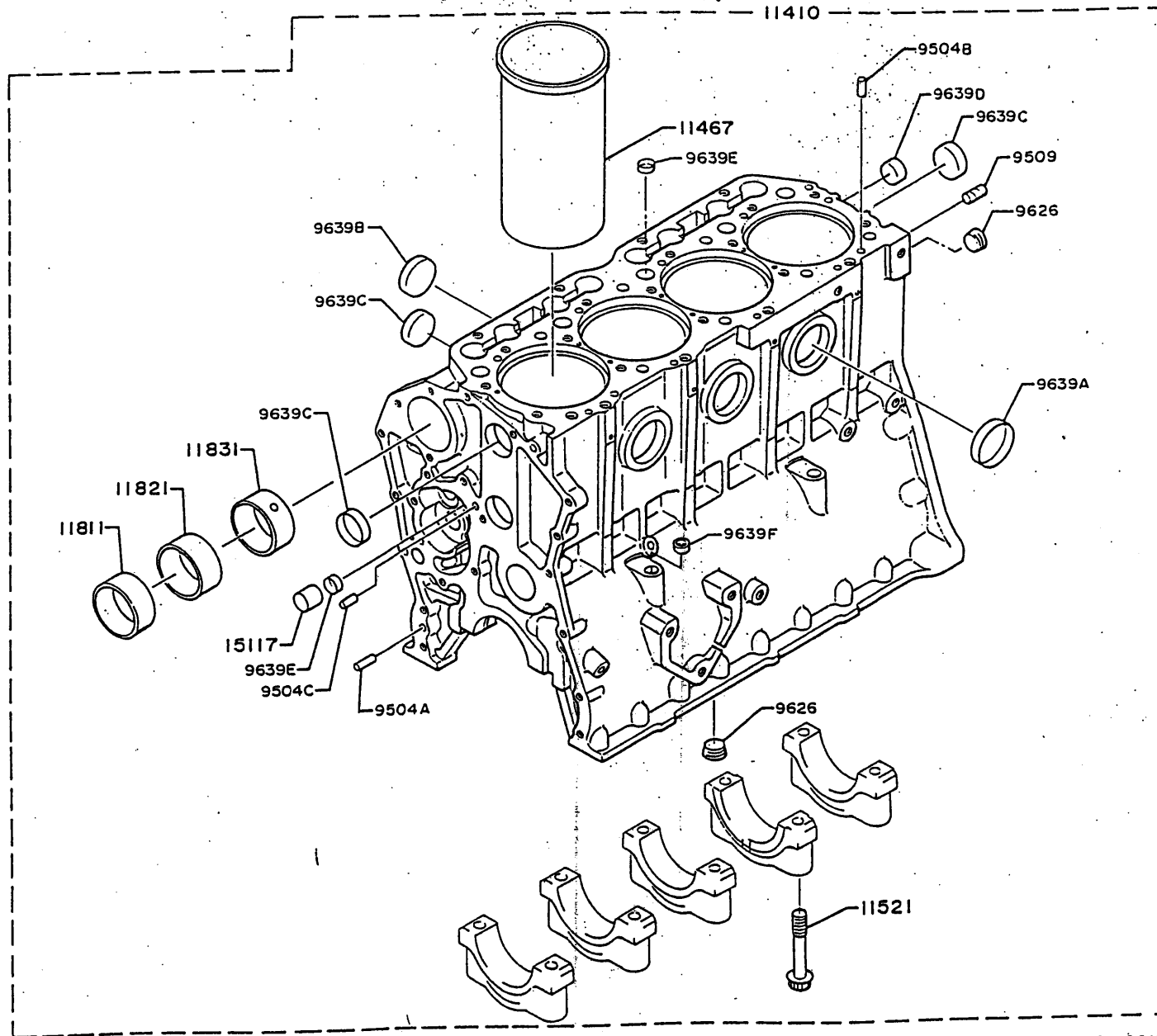
: 9800 : BALL,STEEL																

9800-05080 4 4 4 4	4	4	4	4												

1-11

1100

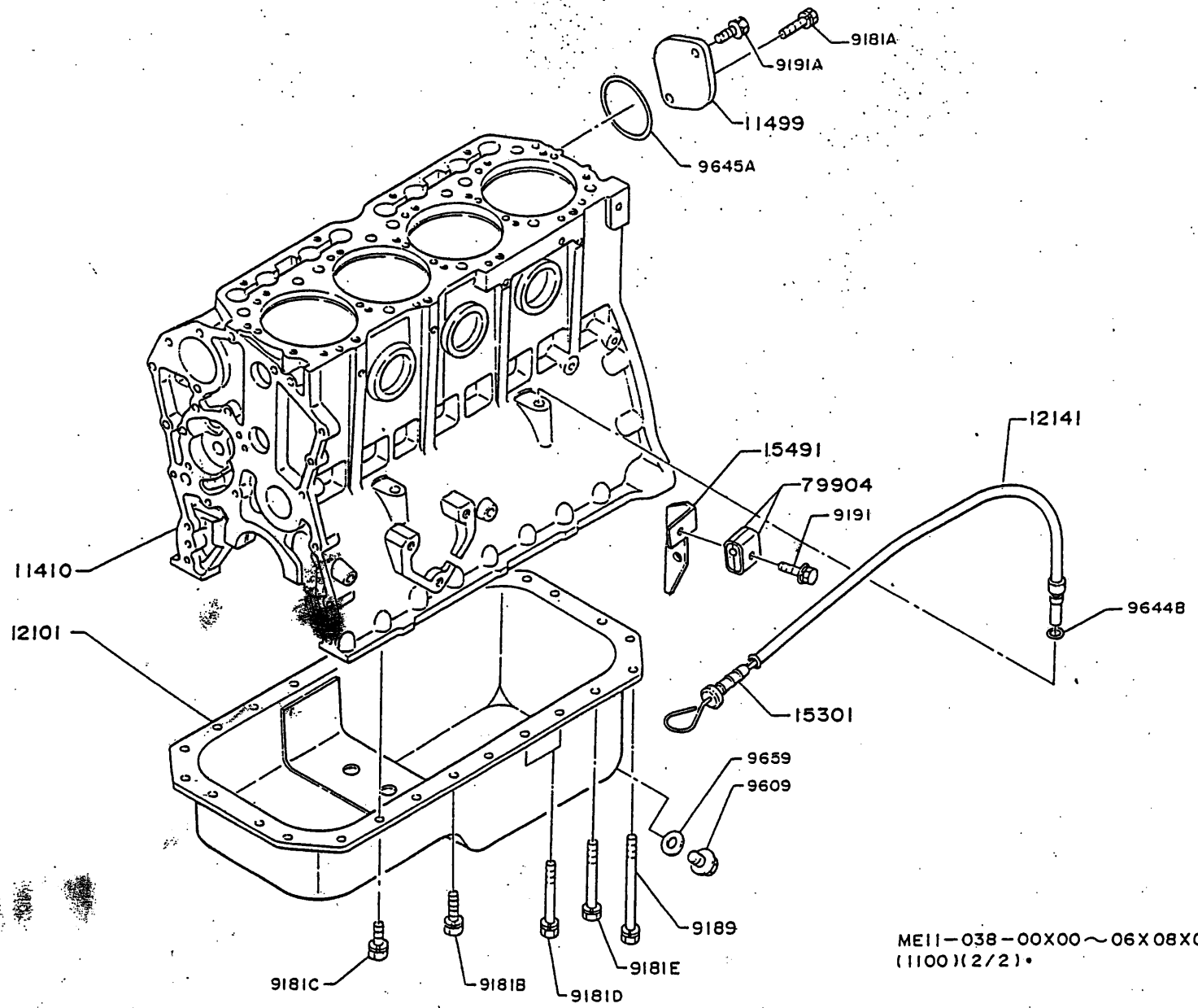
CYLINDER BLOCK (1/2)



ME11-038-00X00-12
(1100)(1/2)

1100-A
↓

1100 CYLINDER BLOCK (2/2)



ME11-038-00X00~06X08X09X11X12
(1100)(2/2)•

1-K1

1100

CYLINDER BLOCK

PART NUMBER	Q U A N T I T Y										REVISION					
	A	B	C	D	E	F	G	H	I	J	K	L	M	N	O	REF. CODE
A RB145KA(AEA,AGA)																
B RB145KA-AGN																
C RB145KA(AHA,AKA,ANA)																
D RB145KA-AGK																
* 11410 : BLOCK ASSY,CYL																
(11410-4510)	1	1	1													
V 01																
11410-4510	1	1	1	1												
* 11467 : LINER,CYL,S/S																
11467-1761	4	4	4	4					(W)	
11467-1771	4	4	4	4					(X)	
11467-1781	4	4	4	4					(Y)	
11467-1791	4	4	4	4					(Z)	
* 11499 : SEAL,PLATE																
11499-1050	1	1	1	1												
* 11521 : BOLT,BEARING CAP																
11521-1062	10	10	10	10												
* 11811 : BEARING,CAMSHAFT,NO1																
11811-1180	1	1	1	1												
* 11821 : BEARING,CAMSHAFT,NO2																
11821-1190	1	1	1	1												
* 11831 : BEARING,CAMSHAFT,NO3																
11831-1130	1	1	1	1												
* 12101 : PAN SUB ASSY,OIL																
12101-4310	1	1	1	1												
* 12141 : GUIDE,OIL LEVEL GAGE																
12141-2170	1	1	1	1												
* 15117 : BUSHING,BODY OIL-PUMP																
15117-1100	1	1	1	1												
* 15301 : GAGE SUB ASSY,OIL LEVEL																
15301-4280	1	1	1	1												
* 15491 : BRACKET,PIPE																
15491-4230	1	1	1	1												

1100

CYLINDER BLOCK

PART NUMBER	Q U A N T I T Y										REVISION					
	A	B	C	D	E	F	G	H	I	J	K	L	M	N	O	REF. CODE
* 79904 : CLIP SUB ASSY																
79904-2180	2	2	2	2												
* 9181 A : BOLT																
9181-08250	1	1	1	1												
* 9181 B : BOLT																
(9181-08160)	25	25	21													
V X																
9181-08160	17	17	17	13												W04CT500
* 9181 C : BOLT																
9181-08200	1	1	1	1												
* 9181 D : BOLT																
(*****)																
V 05																
9181-08550	4	4	4	4												W04CT500
* 9181 E : BOLT																
(*****)																
V 05																
9181-08700	2	2	2	2												W04CT500
* 9189 : BOLT																
(*****)																
V 05																
9189-08145	2	2	2	2												W04CT500
* 9191 : BOLT																
9191-08402	1	1	1	1												
* 9191 A : BOLT																
9191-08201	1	1	1	1												
* 9504 A : PIN,STRAIGHT																
9504-08240	2	2	2	2												
* 9504 B : PIN,STRAIGHT																
9504-08160	2	2	2	2												
* 9504 C : PIN,STRAIGHT																
9504-05100	1	1	1	1												
* 9509 : PIN																
9509-12103	2	2	2	2												



1100

CYLINDER BLOCK

PART NUMBER	Q U A N T I T Y													REVISION		
	A	B	C	D	E	F	G	H	I	J	K	L	M	N	O	REF. CODE
A RB145KA(AEA,AGA)																
B RB145KA-AGN																
C RB145KA(AHA,AKA,ANA)																
D RB145KA-AGK																

: 9609 : PLUS																

9609-18104	1	1	1	1												

: 9626 : PLUS																

9626-21090	2	2	2	2												

: 9639 A : PLUS,EXPANSION																

9639-50103	3	3	3	3												

: 9639 B : PLUS,EXPANSION																

9639-40104	3	3	3	3												

: 9639 C : PLUS,EXPANSION																

9639-36102	5	5	5	5												

: 9639 D : PLUS,EXPANSION																

9639-24103	1	1	1	1												

: 9639 E : PLUS,EXPANSION																

9639-17101	5	5	5	5												

: 9639 F : PLUS,EXPANSION																

9639-14101	1	1	1	1												

: 9644 B : O-RING																

9644-00925	1	1	1	1												

: 9645 A : O-RING																

9645-06935	1	1	1	1												

: 9659 : WASHER,SOFT																

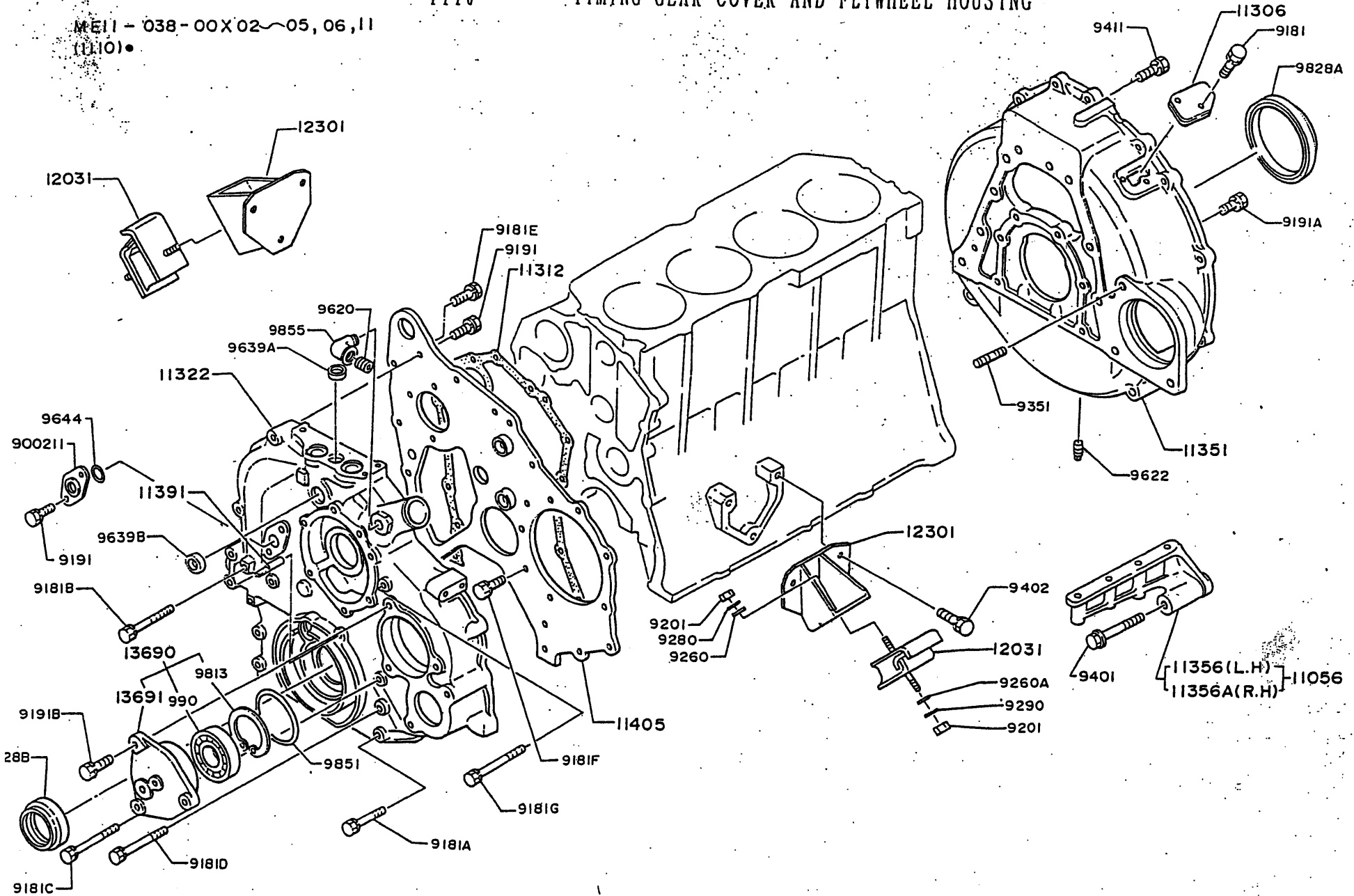
(9659-18111)	1	1	1	1												
v 01																
9659-18113	1	1	1	1												

1-A2

1110

TIMING GEAR COVER AND FLYWHEEL HOUSING

ME11-038-00X02-05,06,11
(1110)•



1110-A



1110

TIMING GEAR COVER AND FLYWHEEL HOUSING

PART NUMBER	Q U A N T I T Y										REVISION					
	A	B	C	D	E	F	G	H	I	J	K	L	M	N	O	REF. CODE
A RB145KA(AEA,AGA) B RB145KA-AGN C RB145KA(AHA,AKA,ANA) D RB145KA-AGK																
----- : 11056 : STAY SET,F/H *-----*																
(11056-1010) V 02 11056-1011	1	1	1	1												W04D0948
----- : 11306 : COVER SUB ASSY,F/H DUST *-----*																
11306-1400	1	1	1	1												
----- : 11312 : GASKET,FR END PLATE *-----*																
(11312-1101) V 01 11312-1170	1	1	1	1												
----- : 11322 : COVER,T/G CASE *-----*																
(11322-2330) V X (11322-2960) V 01 11322-3120	1	1	1	-												W06E0342
----- : 11351 : HOUSING,FLYWHEEL *-----*																
11351-3570	1	1	1	1												
----- : 11356 : STAY,F/H *-----*																
(11356-1152) V 02 11356-1153	1	1	1	1												W04D0948
----- : 11356 A : STAY,F/H *-----*																
(11356-1162) V 02 11356-1163	1	1	1	1												W04D0948
----- : 11391 : POINTER,TIMING *-----*																
11391-1330	1	1	1	1												
----- : 11405 : PLATE SUB ASSY,CYL BLOCK *-----*																
11405-1022	1	1	1	1												
----- : 12031 : MOUNTING SUB ASSY,ENG,FR. *-----*																
(12031-1870) V 02 12031-1871	2	2	2	-												W04D0799



1110

TIMING GEAR COVER AND FLYWHEEL HOUSING

PART NUMBER	Q U A N T I T Y										REVISION					
	A	B	C	D	E	F	G	H	I	J	K	L	M	N	O	REF. CODE
----- : 12301 : BRACKET SUB ASSY,ENG MTG,FR. *-----*																
12301-1330	2	2	2	2												
----- : 13690 : CASE ASSY,BRG HOLDER *-----*																
13690-1101 13690-1121	1	-	-	-												
----- : 13691 : CASE,BRG HOLDER *-----*																
13691-1221 13691-1251	1	-	-	-												
----- : 900211 : FLANGE *-----*																
(*****) V 05 9002-11235	1	1	1	1												W06E0342
----- : 9181 : BOL *-----*																
9181-08160	2	2	2	2												
----- : 9181 A : BOL *-----*																
9181-08650	5	5	5	5												
----- : 9181 B : BOL *-----*																
9181-08850	3	3	2	2												
----- : 9181 C : BOL *-----*																
9181-08900	1	1	1	1												
----- : 9181 D : BOL *-----*																
9181-08750	1	1	1	1												
----- : 9181 E : BOL *-----*																
(9181-08200) V 01 9181-08200	4	4	4	-												
----- : 9181 F : BOL *-----*																
9181-08160	4	4	4	4												
----- : 9181 G : BOL *-----*																
9181-08950	1	1	1	1												
----- : 9191 : BOL *-----*																
(*****)																

1110

TIMING GEAR COVER AND FLYWHEEL HOUSING

1110

TIMING GEAR COVER AND FLYWHEEL HOUSING

PART NUMBER	Q U A N T I T Y										REVISION					
	A	B	C	D	E	F	G	H	I	J	K	L	M	N	O	REF.CODE
A RB145KA (AEA, AGA)																
B RB145KA-AGN																
C RB145KA (AHA, AKA, ANA)																
D RB145KA-AGK																
---CONT---																
: 9191 : BOL																
V 05																
9191-08202	2	2	2	2												W06E0342
(*****)																
V 05																
9191-08202	1	1	1	1												W04D0703
*---9191 A---																
: 9191 A : BOL																
(9191-08352)	6	6	6	-												
V 01																
9191-08351	6	6	6	6												
*---9191 B---																
: 9191 B : BOL																
9191-08252	3	3	3	3												
*---9201---																
: 9201 : NUT																
9201-12100	4	4	4	4												
*---9260---																
: 9260 : WASHER, PLAIN																
9260-12270	2	2	2	2												
*---9260 A---																
: 9260 A : WASHER, PLAIN																
9260-12330	2	2	2	2												
*---9280---																
: 9280 : LOCKWASHER																
9280-12300	2	2	2	2												
*---9290---																
: 9290 : LOCKWASHER																
9290-12360	2	2	2	2												
*---9351---																
: 9351 : STUD																
9351-14350	1	1	1	1												
*---9401---																
: 9401 : BOL																
(*****)																
V 05																
9401-14000	2	2	2	2												W04CT500
*---9402---																
: 9402 : BOL, W/WASHER																
9402-10250	6	6	6	6												
*---9411---																
: 9411 : BOL																
9411-14402	8	8	8	8												

PART NUMBER	Q U A N T I T Y										REVISION					
	A	B	C	D	E	F	G	H	I	J	K	L	M	N	O	REF.CODE
*---9620---																
: 9620 : PLUS																
9620-26170	1	1	1	1												
*---9622---																
: 9622 : PLUS																
9622-10080	1	1	1	1												
*---9639 A---																
: 9639 A : PLUS, EXPANSION																
9639-22105	1	1	1	1												
*---9639 B---																
: 9639 B : PLUS, EXPANSION																
9639-32102	1	1	1	1												
*---9644---																
: 9644 : O-RING																
(*****)																
V 05																
9644-02135	1	1	1	1												W06E0342
*---9813---																
: 9813 : RING, RETAINER																
9813-72250	1	1	1	1												
*---9828 A---																
: 9828 A : SEAL, OIL																
9828-00109	1	1	1	1												
*---9828 B---																
: 9828 B : SEAL, OIL																
9828-58104	1	1	1	1												
*---9851---																
: 9851 : O-RING																
9851-81102	1	1	1	1												
*---9855---																
: 9855 : JOINT, PIPE																
9855-26125	1	1	1	1												
*---990---																
: 990 : BEARING, BALL																
990-062070	1	1	1	1												

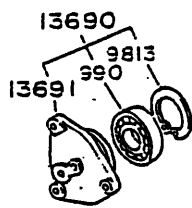
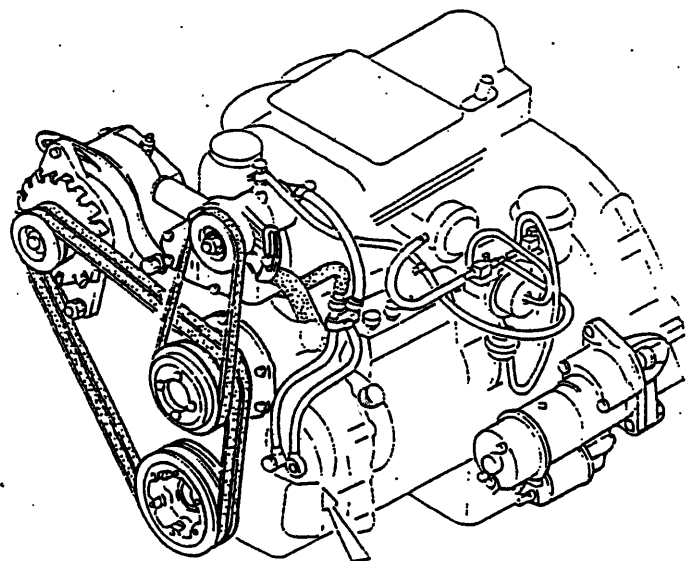
1-D2

1111

TIMING GEAR COVER AND FLYWHEEL HOUSING (OPTION)

1111

TIMING GEAR COVER AND FLYWHEEL HOUSING



LE11-185-50-X01
(1111)

1111-A

PART NUMBER	Q U A N T I T Y										REVISION					
	A	B	C	D	E	F	G	H	I	J	K	L	M	N	O	REF.CODE
A F23-M011																

: 13690 :																
CASE ASSY, BRG HOLDER																

13690-1121																
1																

: 13691 :																
CASE, BRG HOLDER																

13691-1251																
1																

: 9813 :																
RING, RETAINER																

9813-72250																
1																

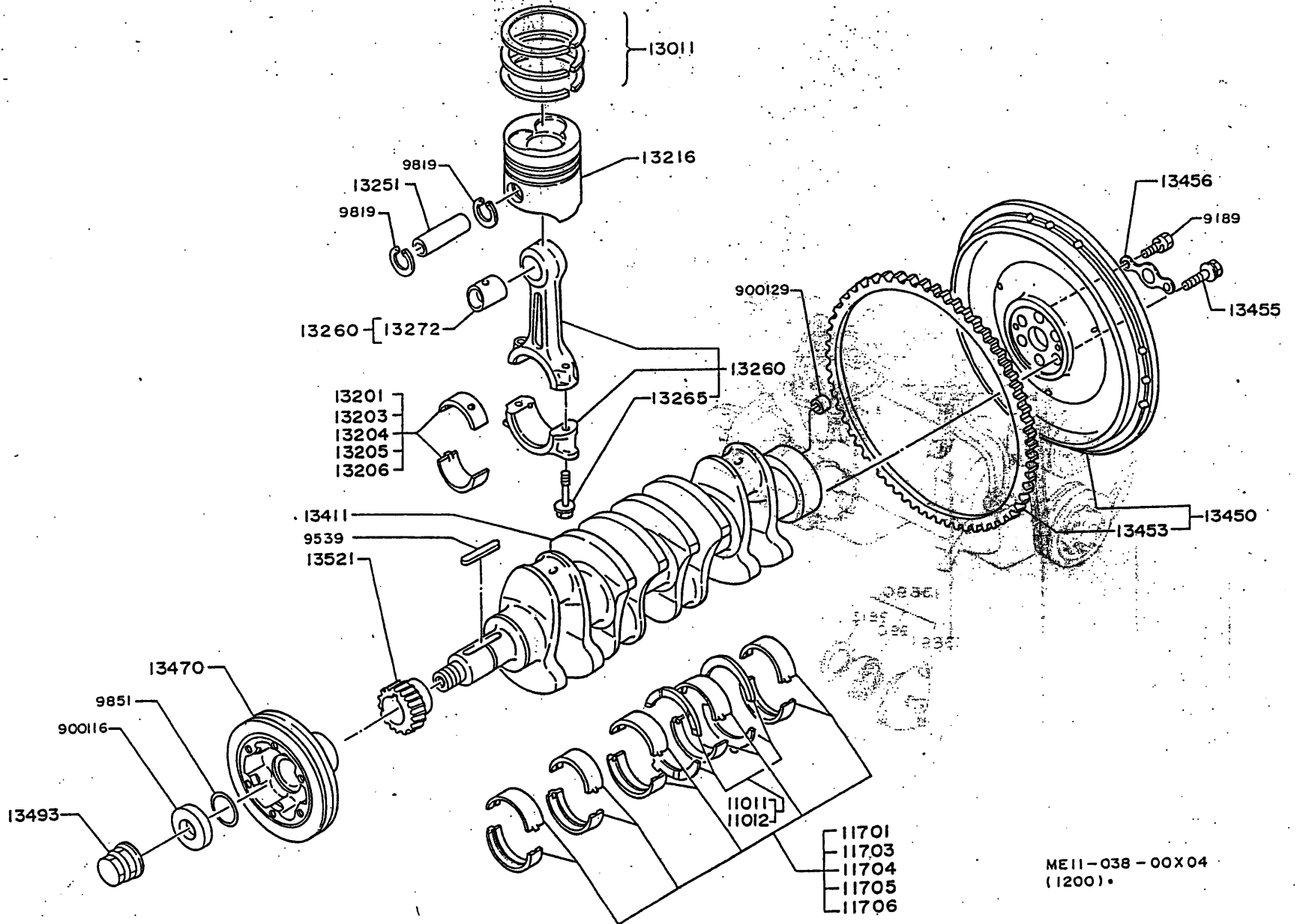
: 990 :																
BEARING, BALL																

990-062070																
1																

1-E2

1200

MAIN MOVING PARTS
(RB145KA (AEA, AGA))



1200-A

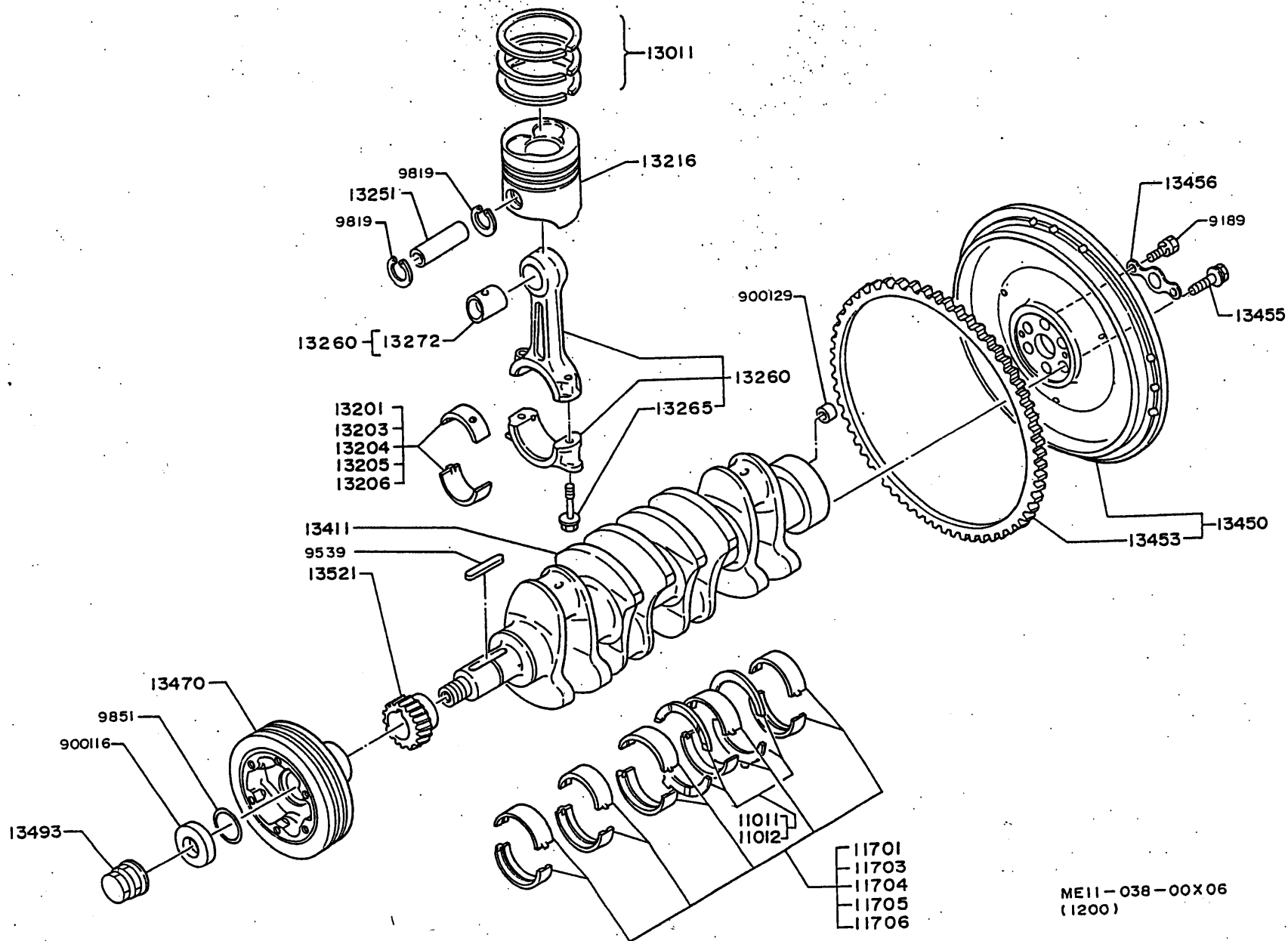


ME11-038-00X04
(1200)

1-F2

1200

MAIN MOVING PARTS
(RB145KA-AGN)



1200-B



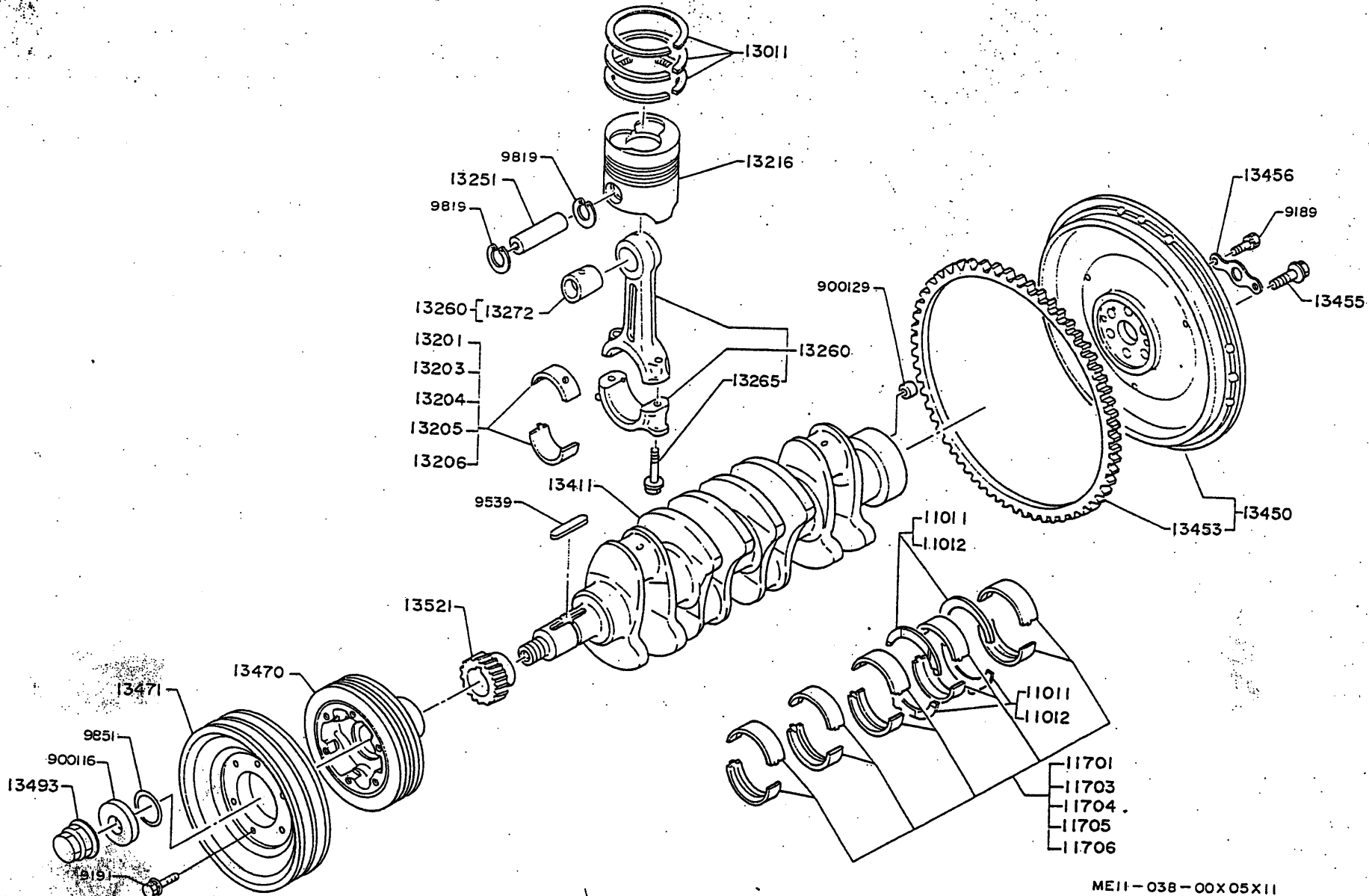
ME11-038-00X06
(1200)

1-G2

1200

MAIN MOVING PARTS

(RB145KA (AGK, AHA, AKA, ANA))



ME11-038-00X05X11
(1200)

1200-C
↓

1200

MAIN MOVING PARTS

1200

MAIN MOVING PARTS

PART NUMBER	QUANTITY										REVISION				
	A	B	C	D	E	F	G	H	I	J	K	L	M	N	O
A RB145KA(AEA,AGA) B RB145KA-AGN C RB145KA(AHA,AKA,ANA) D RB145KA-AGK															
11011	WASHER SET, CRANKSHAFT THRUST, STD										FOR ONE ENGINE				
11012	WASHER SET, CRANKSHAFT THRUST, O/S, 0.25														
11701	BEARING SET, CRANKSHAFT, STD														
11703	BEARING SET, CRANKSHAFT, U/S 0.25														
11704	BEARING SET, CRANKSHAFT, U/S 0.50										FOR ONE ENGINE				
11705	BEARING SET, CRANKSHAFT, U/S 0.75														
11706	BEARING SET, CRANKSHAFT, U/S 1.00														
13011	RING SET, PISTON, STD										FOR ONE ENGINE				
13201	BEARING SET, CONROD, STD														
13203	BEARING SET, CONROD, U/S 0.25														
13204	BEARING SET, CONROD, U/S 0.50										FOR ONE ENGINE				
13205	BEARING SET, CONROD, U/S 0.75														
13206	BEARING SET, CONROD, U/S 1.00														

PART NUMBER	QUANTITY										REVISION				
	A	B	C	D	E	F	G	H	I	J	K	L	M	N	O
13216	PISTON, S/S														
(13216-1631) V 01	4	4	4	-											
13216-1631	4	4	4	4											
13251	PIN, PISTON, STD														
13251-1300	4	4	4	4											
13260	ROD ASSY, CONNECTING														
13260-1460	4	4	4	4											
13265	BOLT, CONROD														
13265-1371	8	8	8	8											
13272	BUSHING, CONROD, REPAIR STD														
13272-1290	4	4	4	4											
13411	CRANKSHAFT														
(13411-1680) V 01	1	1	1	-											
13411-1681	1	1	1	1											
13450	FLYWHEEL ASSY														
(13450-1110) V 01	1	1	1	-											
13450-1110	1	1	1	1											
13453	GEAR, FLYWHEEL RING										(TEETH=121)				
(13453-1270) V 01	1	1	1	-											
13453-1270	1	1	1	1											
13455	BOLT, FLYWHEEL														
13455-1100	6	6	6	6											
13456	STOPPER, BRG														
13456-1100	1	1	1	1											
13470	PULLEY ASSY, CRANKSHAFT														
(13470-2161) V X	1	-	-	-											
(13470-2161) V 01	1	-	-	-											
13470-2162	1	-	-	-											
(13470-2470) V 02	-	1	1	-											
13470-2471	-	1	1	1											



W04CT202
W04CT228

1200

MAIN MOVING PARTS

PART NUMBER	Q U A N T I T Y										REVISION					
	A	B	C	D	E	F	G	H	I	J	K	L	M	N	O	REF. CODE
A RB145KA (AEA, AGA)																
B RB145KA-AGN																
C RB145KA(AHA, AKA, ANA)																
D RB145KA-AGK																

: 13471 :																
PULLEY, CRANKSHAFT																

13471-3180	-	-	1	1												

: 13493 :																
CLAW, CRANKSHAFT																

13493-1070	1	1	1	1												

: 13521 :																
GEAR, CRANKSHAFT																

(13521-1110)	1	1	1	1												

13521-1110	1	1	1	1												

: 900116 :																
SPACER																

9001-16148	1	1	1	1												

: 900129 :																
COLLAR																

9001-29119	1	1	1	1												

: 9189 :																
BOLT																

9189-08118	2	2	2	2												

: 9191 :																
BOLT																

9191-08252	-	-	6	6												

: 9539 :																
KEY																

9539-10111	1	1	1	1												

: 9819 :																
RING, RETAINER OR SPRING																

9819-37102	8	8	8	8						(T=1.2)	

: 9851 :																
O-RING																

9851-41101	1	1	1	1												

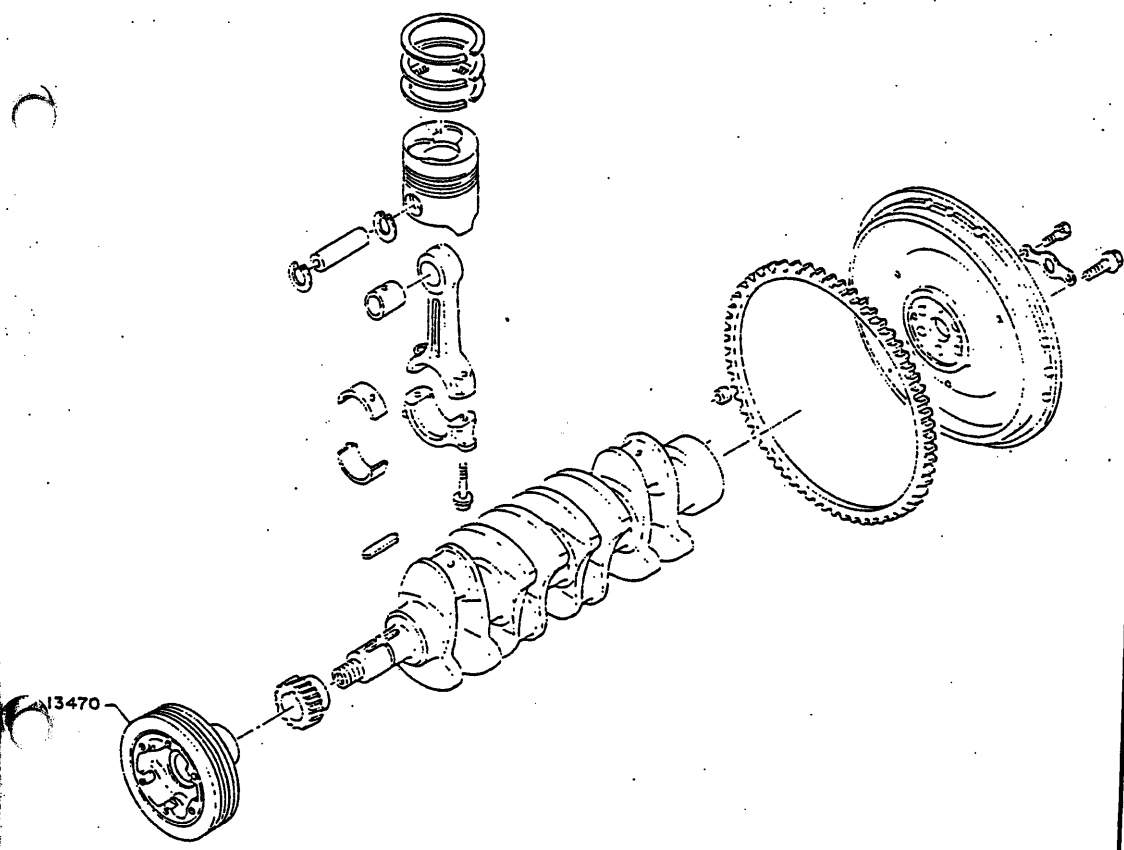
1-J2

1201

MAIN MOVING PARTS (OPTION)

1201

MAIN MOVING PARTS



LE11-185-50X01
(1201)

1201-A

PART NUMBER	QUANTITY										REVISION					
	A	B	C	D	E	F	G	H	I	J	K	L	M	N	O	REF. CODE
A F23-M011																

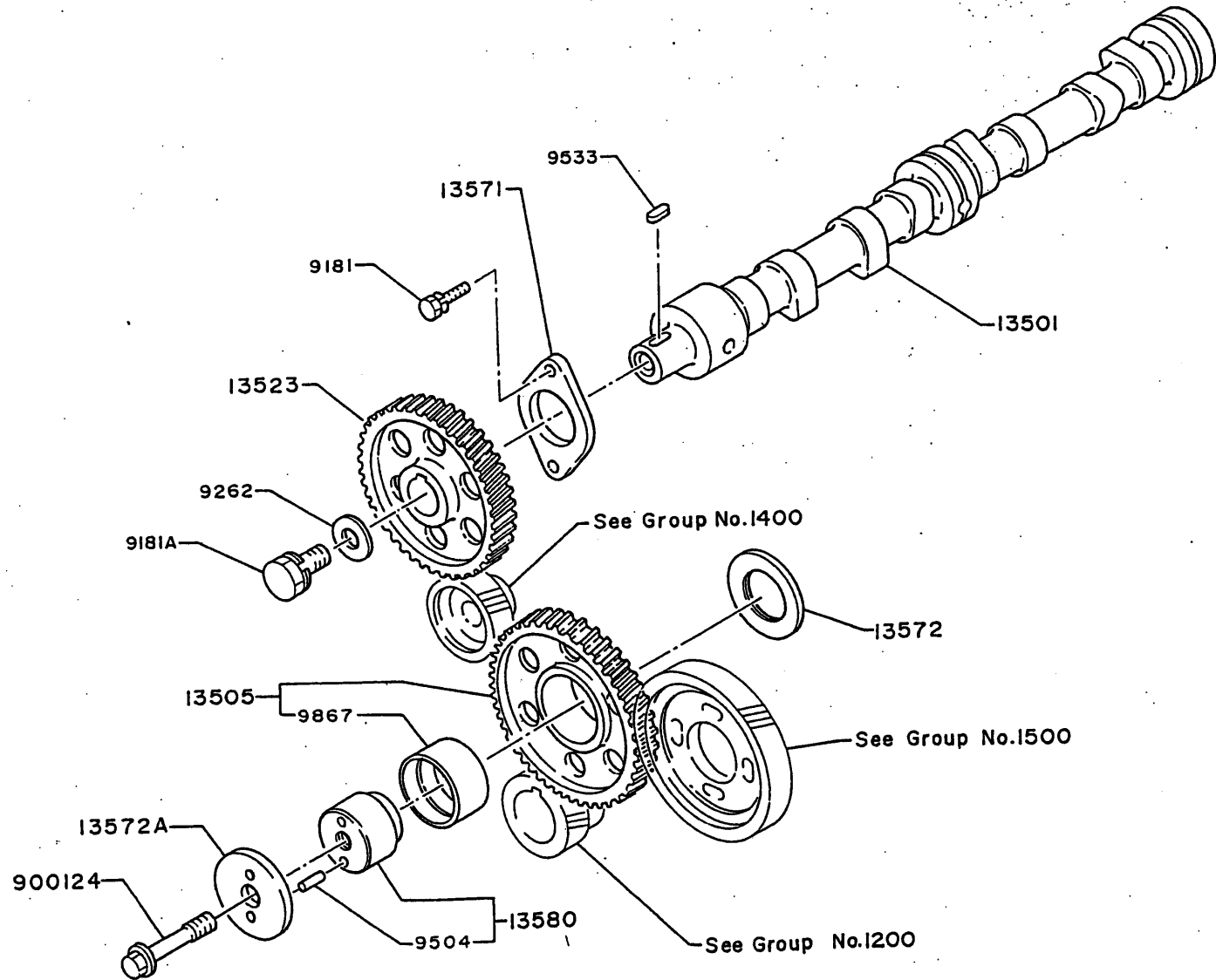
* 13470 * PULLEY ASSY, CRANKSHAFT																
(13470-2470)	1															
v 02																
13470-2471	1															W04CT228

1-K2

1300

CAMSHAFT AND IDLER GEAR

ME11-040-00X02 (1300)



1300-A



1300 CAMSHAFT AND IDLER GEAR

1300 CAMSHAFT AND IDLER GEAR

PART NUMBER	Q U A N T I T Y										REVISION					
	A	B	C	D	E	F	G	H	I	J	K	L	M	N	O	REF. CODE
A RB145KA(AEA,AGA)																
B RB145KA-AGN																
C RB145KA(AHA,AKA,ANA)																
D RB145KA-AGK																

: 13501 : CAMSHAFT SUB ASSY.																

13501-1024 1 1 1 1	1	1	1	1												

: 13505 : GEAR SUB ASSY, IDLE																

13505-1280 1 1 1 1	1	1	1	1												

: 13523 : GEAR, CAMSHAFT																

(13523-1270) 1 1 1 1	1	1	1	1												

13523-1470 1 1 1 1	1	1	1	1												

: 13571 : PLATE, CAMSHAFT THRUST																

13571-1040 1 1 1 1	1	1	1	1												

: 13572 : PLATE, IDLE GEAR THRUST																

13572-1090 1 1 1 1	1	1	1	1												

: 13572 A : PLATE, IDLE GEAR THRUST																

13572-1100 1 1 1 1	1	1	1	1												

: 13580 : SHAFT ASSY, IDLE GEAR																

13580-1240 1 1 1 1	1	1	1	1												

: 900124 : BOLT																

9001-24244 1 1 1 1	1	1	1	1												

: 9181 : BOLT																

9181-08250 2 2 2 2	2	2	2	2												

: 9181 A : BOLT																

9181-14400 1 1 1 1	1	1	1	1												

: 9262 : WASHER, PLAIN																

9262-14440 1 1 1 1	1	1	1	1												

: 9504 : PIN, STRAIGHT																

9504-06100 2 2 2 2	2	2	2	2												

: 9533 : KEY																

9533-07200 1 1 1 1	1	1	1	1												

PART NUMBER	Q U A N T I T Y										REVISION					
	A	B	C	D	E	F	G	H	I	J	K	L	M	N	O	REF. CODE

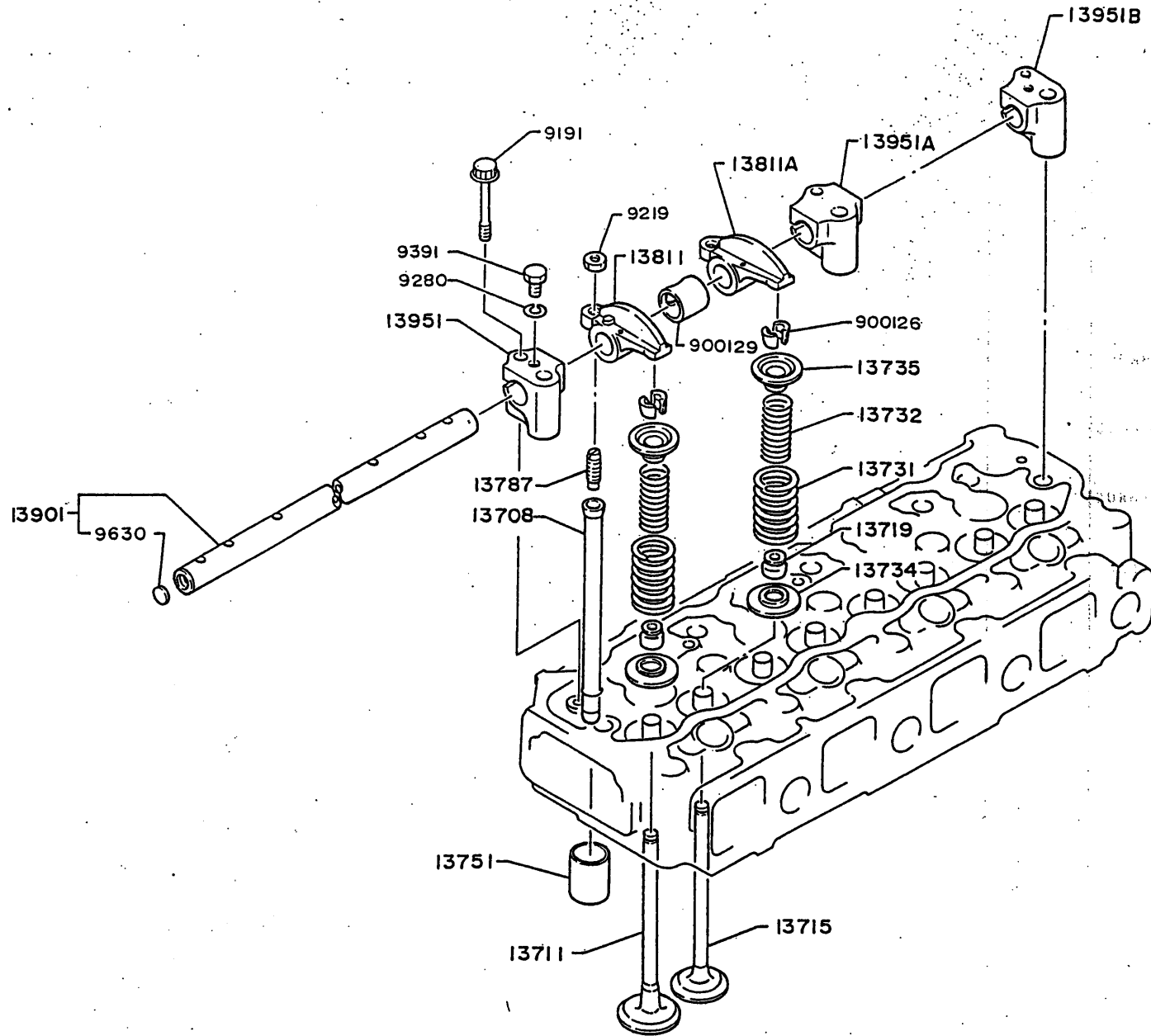
: 9867 : BUSHING																

9867-50124 1 1 1 1	1	1	1	1												

1-A3

1310 VALVE SYSTEM

ME11-040-00X02 (1310)



1310-A



1310 VALVE SYSTEM

1310 VALVE SYSTEM

PART NUMBER	Q U A N T I T Y										REVISION					
	A	B	C	D	E	F	G	H	I	J	K	L	M	N	O	REF. CODE
A RB145KA (AEA, AGA) B RB145KA-AGN C RB145KA (AHA, AKA, ANA) D RB145KA-AGK																
----- : 13708 : ROD SUB ASSY, VALVE PUSH *-----*																
13708-1161	8	8	8	8												
----- : 13711 : VALVE, INTAKE, STD *-----*																
13711-1521	4	4	4	4												
----- : 13715 : VALVE, EXH, STD *-----*																
13715-1570	4	4	4	4												
----- : 13719 : SEAL, VALVE STEM OIL *-----*																
13719-1020	8	8	8	8												
----- : 13731 : SPRING, VALVE, OUTER *-----*																
13731-1400	8	8	8	8												
----- : 13732 : SPRING, VALVE, INNER *-----*																
13732-1340	8	8	8	8												
----- : 13734 : SEAT, VALVE SPG, LWR *-----*																
13734-1140	8	8	8	8												
----- : 13735 : SEAT, VALVE SPG, UPR *-----*																
13735-1260	8	8	8	8												
----- : 13751 : LIFTER, VALVE *-----*																
13751-1332	8	8	8	8												
----- : 13787 : SCREW, VALVE ADJ *-----*																
13787-1161	8	8	8	8												
----- : 13811 : ARM, VALVE ROCKER *-----*																
13811-1610	4	4	4	4												
----- : 13811 A : ARM, VALVE ROCKER *-----*																
13811-1620	4	4	4	4												

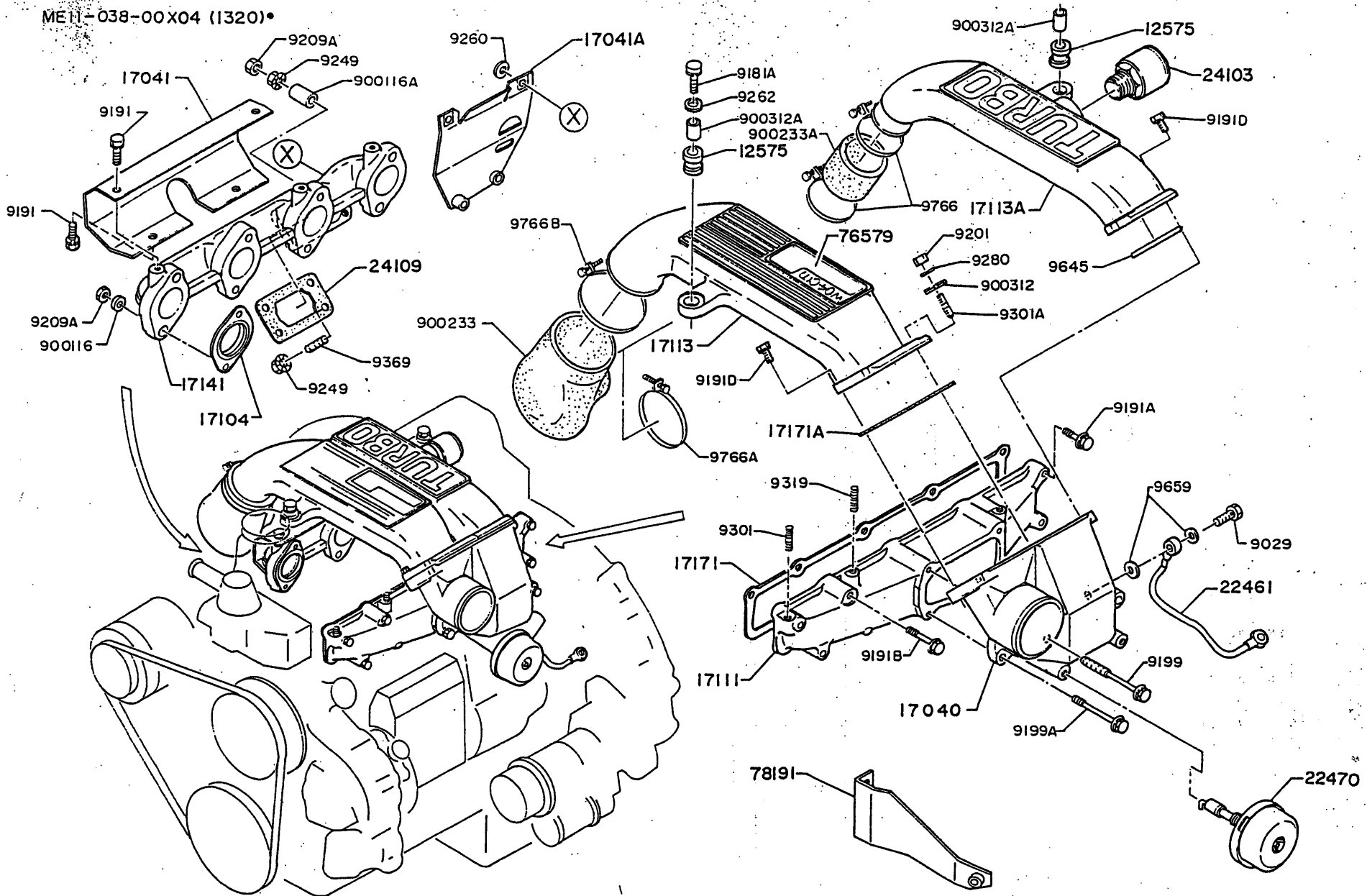
PART NUMBER	Q U A N T I T Y										REVISION					
	A	B	C	D	E	F	G	H	I	J	K	L	M	N	O	REF. CODE
----- : 13901 : SHAFT SUB ASSY, VALVE ROCKER *-----*																
13901-1190	1	1	1	1												
----- : 13951 : SUPPORT, VALVE ROCKER *-----*																
13951-1560	1	1	1	1												
----- : 13951 A : SUPPORT, VALVE ROCKER *-----*																
13951-1570	3	3	3	3												
----- : 13951 B : SUPPORT, VALVE ROCKER *-----*																
13951-1580	1	1	1	1												
----- : 900126 : LOCK, VALVE SPG RETAINER *-----*																
9001-26105	16	16	16	16												
----- : 900129 : COLLAR *-----*																
9001-29174	4	4	4	4												
----- : 9191 : BOLT *-----*																
9191-08601	5	5	5	5												
----- : 9219 : NUT *-----*																
9219-08113	8	8	8	8												
----- : 9280 : LOCKWASHER *-----*																
9280-05130	2	2	2	2												
----- : 9391 : SCREW, SET *-----*																
9391-05080	2	2	2	2												
----- : 9630 : PLUG, EXPANSION *-----*																
9630-12160	2	2	2	2												

1-C3

1320

AIR INTAKE AND EXHAUST SYSTEM
(RB145KA (AEA, AGA))

ME11-038-00X04 (1320)*



1320-A

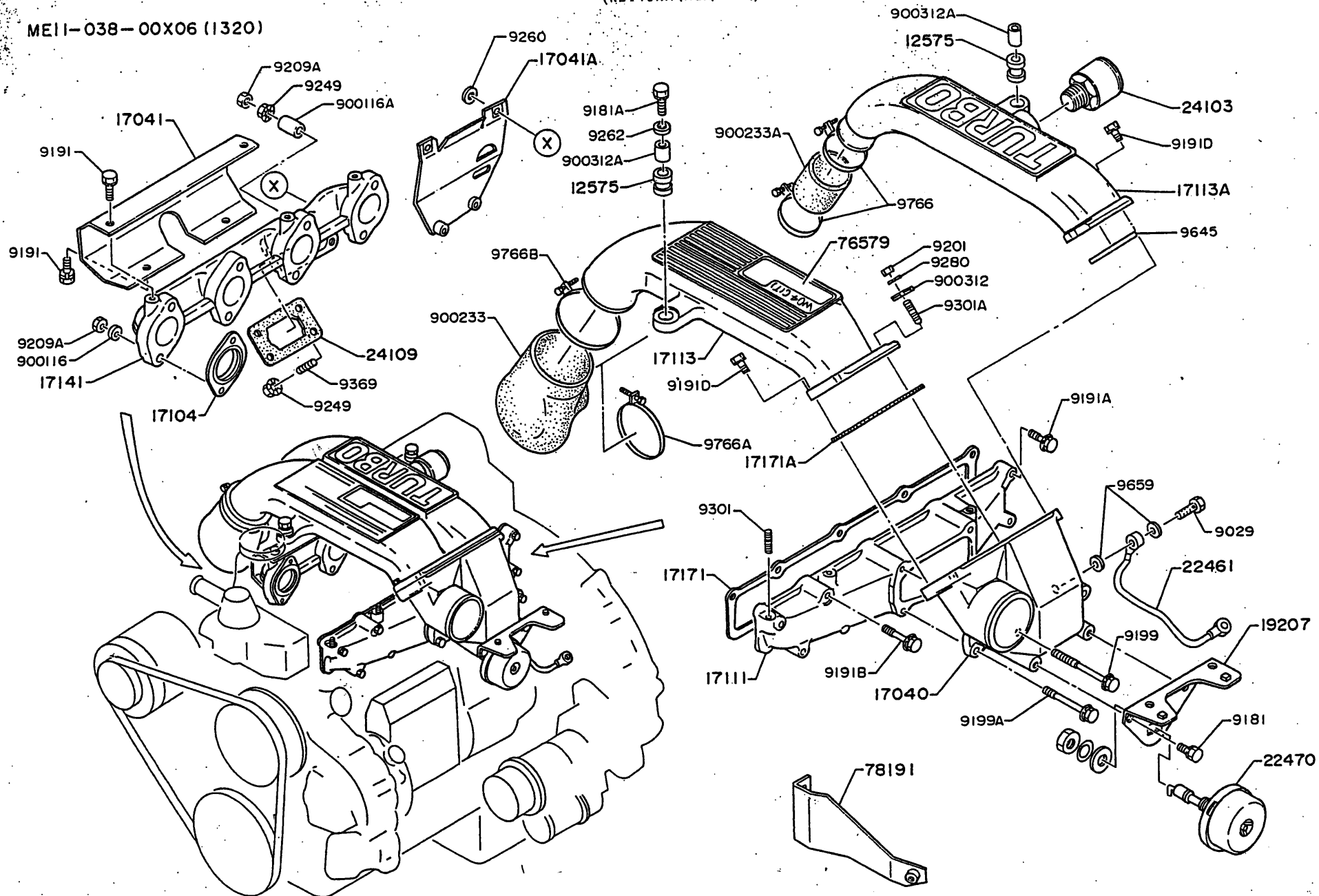


1320

AIR INTAKE AND EXHAUST SYSTEM

(RB145KA (AGK, AGN))

ME11-038-00X06 (1320)



1320-B

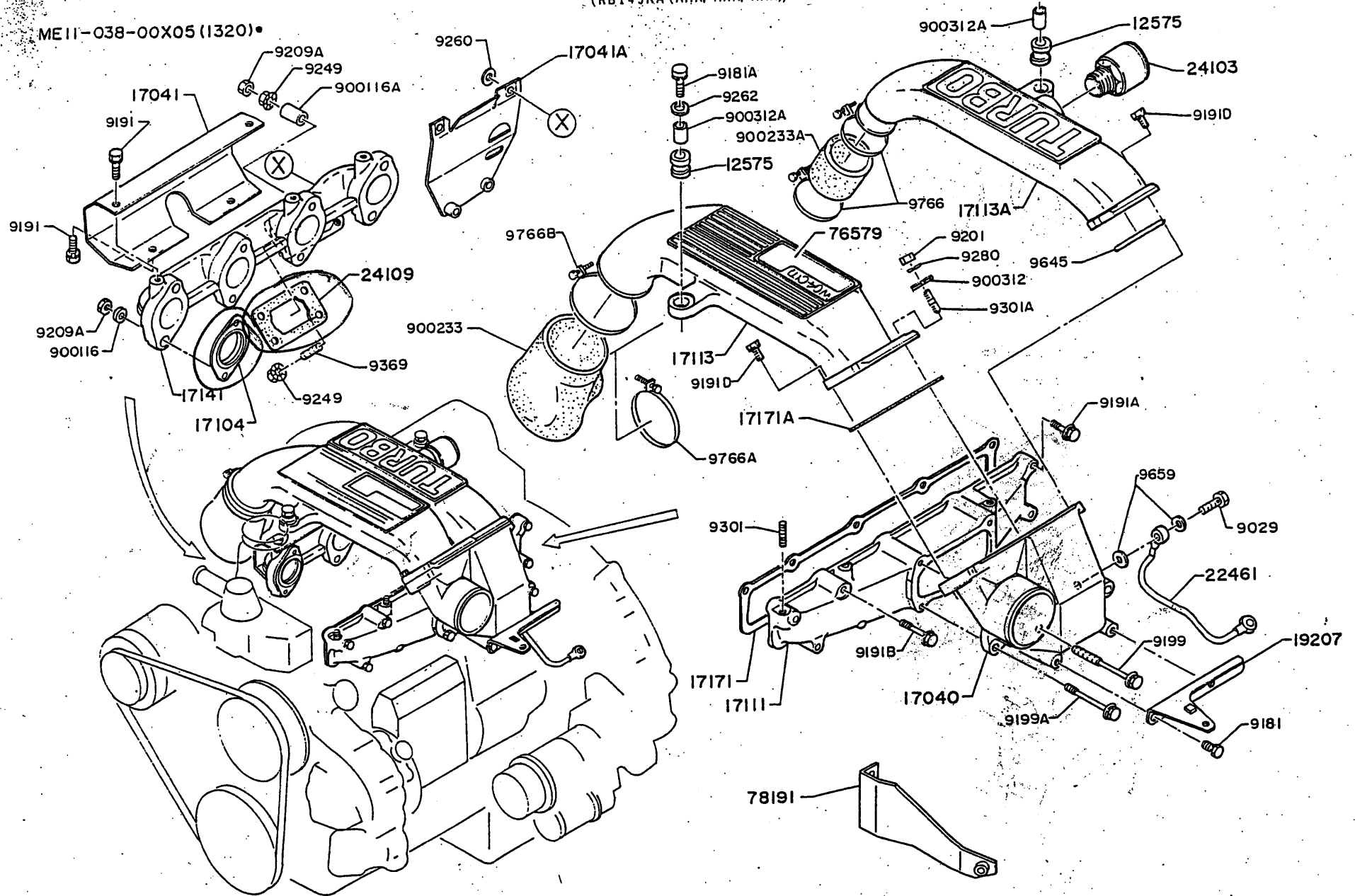


1-E3

1320

AIR INTAKE AND EXHAUST SYSTEM

(RB145KA (AHA, AKA, ANA))



1320-C.



1320

AIR INTAKE AND EXHAUST SYSTEM

PART NUMBER	QUANTITY															REVISION
	A	B	C	D	E	F	G	H	I	J	K	L	M	N	O	REF. CODE
A RB145KA(AEA,AGA)																
B RB145KA-AGN																
C RB145KA(AHA,AKA,ANA)																
D RB145KA-AGK																

: 12575 : SILENT BLOCK																

12575-1070	2	2	2	2												

: 17040 : PIPE ASSY, INTAKE																

(17040-1072)	1	1	1	-												
V 01																
17040-1072	1	1	1	1												

: 17041 : INSULATOR SUB ASSY, EXH																

(17041-3890)	1	1	1	-												
V X																
17041-5640	1	1	1	1												W04CT323

: 17041 A : INSULATOR SUB ASSY, EXH																

17041-4210	1	1	1	1												

: 17104 : GASKET, SUB ASSY, EXH MFLD																

(17173-1580)	4	4	4	-												
V 02																
17104-1220	4	4	4	4												W04CT321

: 17111 : MANIFOLD, INTAKE																

17111-2871	1	1	1	1												

: 17113 : PIPE, INTAKE																

(17113-2641)	1	1	1	-												
V 01																
17113-2641	1	1	1	1												

: 17113 A : PIPE, INTAKE																

17113-2651	1	1	1	1												

: 17141 : MANIFOLD, EXH																

(17141-3521)	1	1	1	-												
V 02																
(17141-3522)	1	1	1	1												
V 01																
17141-3523	1	1	1	1												W04CT321

: 17171 : GASKET, INTAKE MFLD																

(17171-1401)	1	1	1	1												
V 01																
17171-1741	1	1	1	1												

-22-

CAT. NO. RB1013

1320

AIR INTAKE AND EXHAUST SYSTEM

PART NUMBER	QUANTITY															REVISION
	A	B	C	D	E	F	G	H	I	J	K	L	M	N	O	REF. CODE

: 17171 A : GASKET, INTAKE MFLD																

17171-1510	1	1	1	1												

: 19207 : BRACKET SUB ASSY, MAGNETIC VALVE																

(19207-1111)	-	1	-	-												
V 01																
19207-1111	-	1	-	1												
19207-1140	-	-	1	-												

: 22461 : PIPE, BOOST COMPENSATOR																

22461-1150	1	1	1	1												

: 22470 : ACTUATOR ASSY, IDLE UP																

22470-1061	1	1	-	1												(AISHIN SEIKI)

: 24103 : VALVE SUB ASSY, WASTE GATE SAFETY																

24103-1011	1	1	1	1												

: 24109 : GASKET, SUB ASSY																

24109-1130	1	1	1	1												

: 76579 : PLATE, CAUTION ENG																

76579-6481	1	1	1	1												

: 78191 : BRACKET, ACCEL WIRE SUPT																

78191-2051	1	1	1	1												

: 900116 : SPACER																

(9001-16318)	8	8	8	-												
V 01																
9001-16318	5	5	5	5												

: 900116A : SPACER																

(***** V 05																
9001-16195	3	3	3	3												W04CT323

: 900233 : HOSE, AIR																

9002-33559	1	1	1	1												

: 900233A : HOSE, AIR																

9002-33560	1	1	1	1												

: 900312 : SPACER																

9003-12470	1	1	1	1												

-23-

CAT. NO. RB1013

1-G3

1320

AIR INTAKE AND EXHAUST SYSTEM

PART NUMBER	Q U A N T I T Y										REVISION					
	A	B	C	D	E	F	G	H	I	J	K	L	M	N	O	REF.CODE
A RB145KA(AEA,AGA)																
B RB145KA-AGN																
C RB145KA(AHA,AKA,ANA)																
D RB145KA-AGK																

: 900312A : SPACER																

9003-12471	2	2	2	2												

: 9029 : BOL																

9029-10189	1	1	1	1												

: 9181 : BOL																

9181-08160	-	2	2	2												

: 9181 A : BOL																

9181-08400	2	2	2	2												

: 9191 : BOL																

9191-08162	4	4	4	4												

: 9191 A : BOL																

9191-08502	2	2	2	2												

: 9191 B : BOL																

(9191-08552)	4	2	2	-												
V 01																
9191-08552	4	2	2	2												

: 9191 D : BOL																

9191-08351	2	2	2	2												

: 9199 : BOL																

9199-08116	2	2	2	2												

: 9199 A : BOL																

(9191-08952)	2	2	2	-												
V 01																
9199-08164	2	2	2	2												

: 9201 : NUT																

9201-08070	1	1	1	1												

: 9209 A : NUT																

(9209-10133)	8	8	8	-												
V 01																
9209-10133	8	8	8	8												

1320

AIR INTAKE AND EXHAUST SYSTEM

PART NUMBER	Q U A N T I T Y										REVISION					
	A	B	C	D	E	F	G	H	I	J	K	L	M	N	O	REF.CODE

: 9249 : NUT, FLANGE																

(***** V 05 9249-10102	3	3	3	3												
(9209-10113)	4	4	4	-												
V 02 (9249-10101)	4	4	4	-												
V X 9249-10102	4	4	4	4												

: 9260 : WASHER, PLAIN																

9260-10180	2	2	2	2												

: 9262 : WASHER, PLAIN																

9262-08240	2	2	2	2												

: 9280 : LOCKWASHER																

9280-08200	1	1	1	1												

: 9301 : STUD																

9301-06300	1	3	3	3												

: 9301 A : STUD																

9301-08300	1	1	1	1												

: 9319 : STUD																

9319-06106	2	-	-	-												

: 9369 : STUD																

(9369-10110)	4	4	4	-												
V X 9369-10128	4	4	4	4												

: 9645 : O-RING																

9645-07435	1	1	1	1												

: 9659 : WASHER, SOFT																

9659-10105	2	2	2	2												

: 9766 : CLAMP																

9766-06010	2	2	2	2												

: 9766 A : CLAMP																

9766-07010	1	1	1	1												

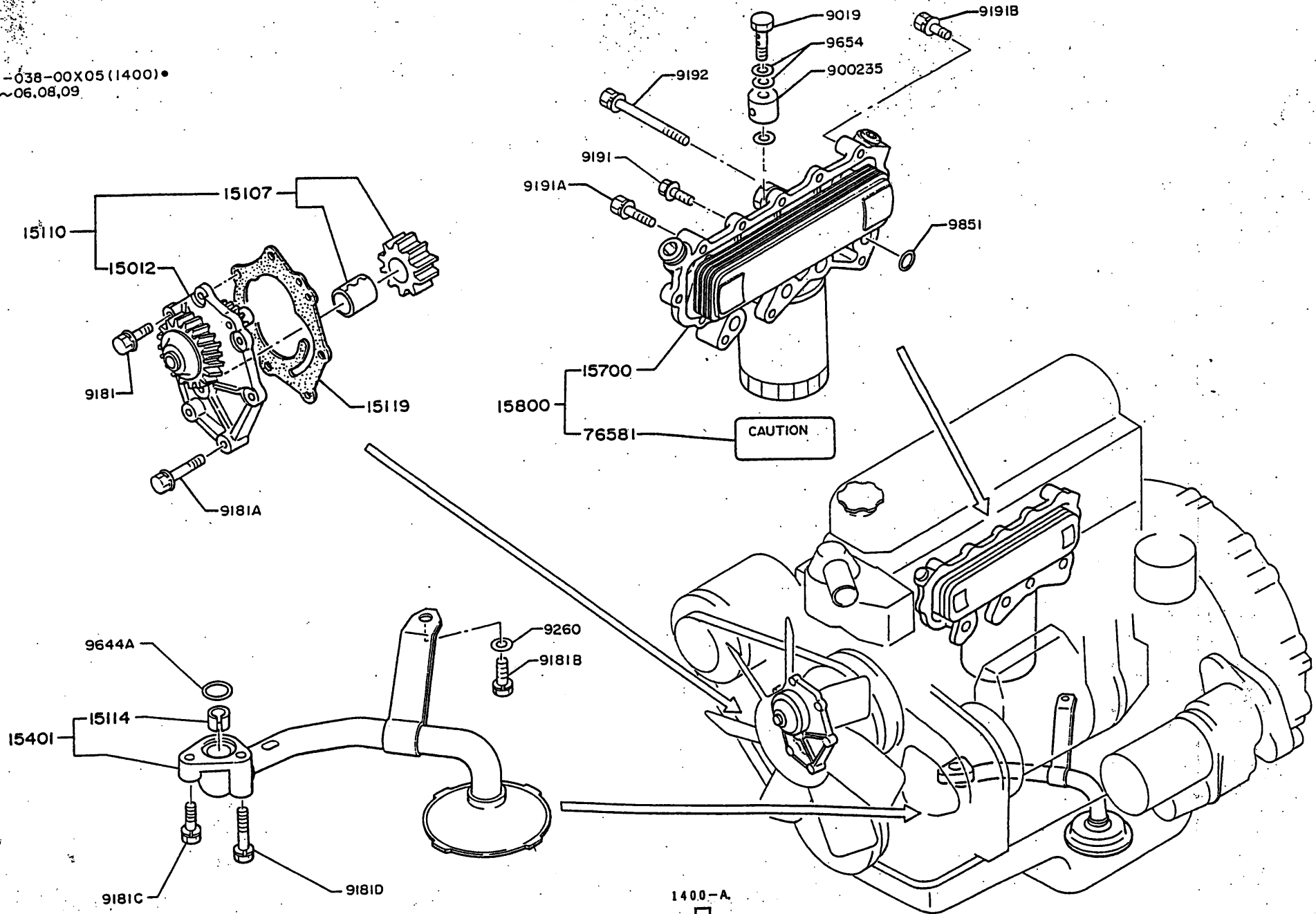


1320

AIR INTAKE AND EXHAUST SYSTEM

PART NUMBER	Q U A N T I T Y														REVISION	
	A	B	C	D	E	F	G	H	I	J	K	L	M	N	O	REF. CODE
RB145KA (AEA, AGA) B RB145KA-AGN C RB145KA (AHA, AKA, ANA) D RB145KA-AGK *-----* : 9766 B : CLAMP *-----* 9766-08510																
	1	1	1	1												

ME11-038-00X05 (1400)•
X03~06,08,09

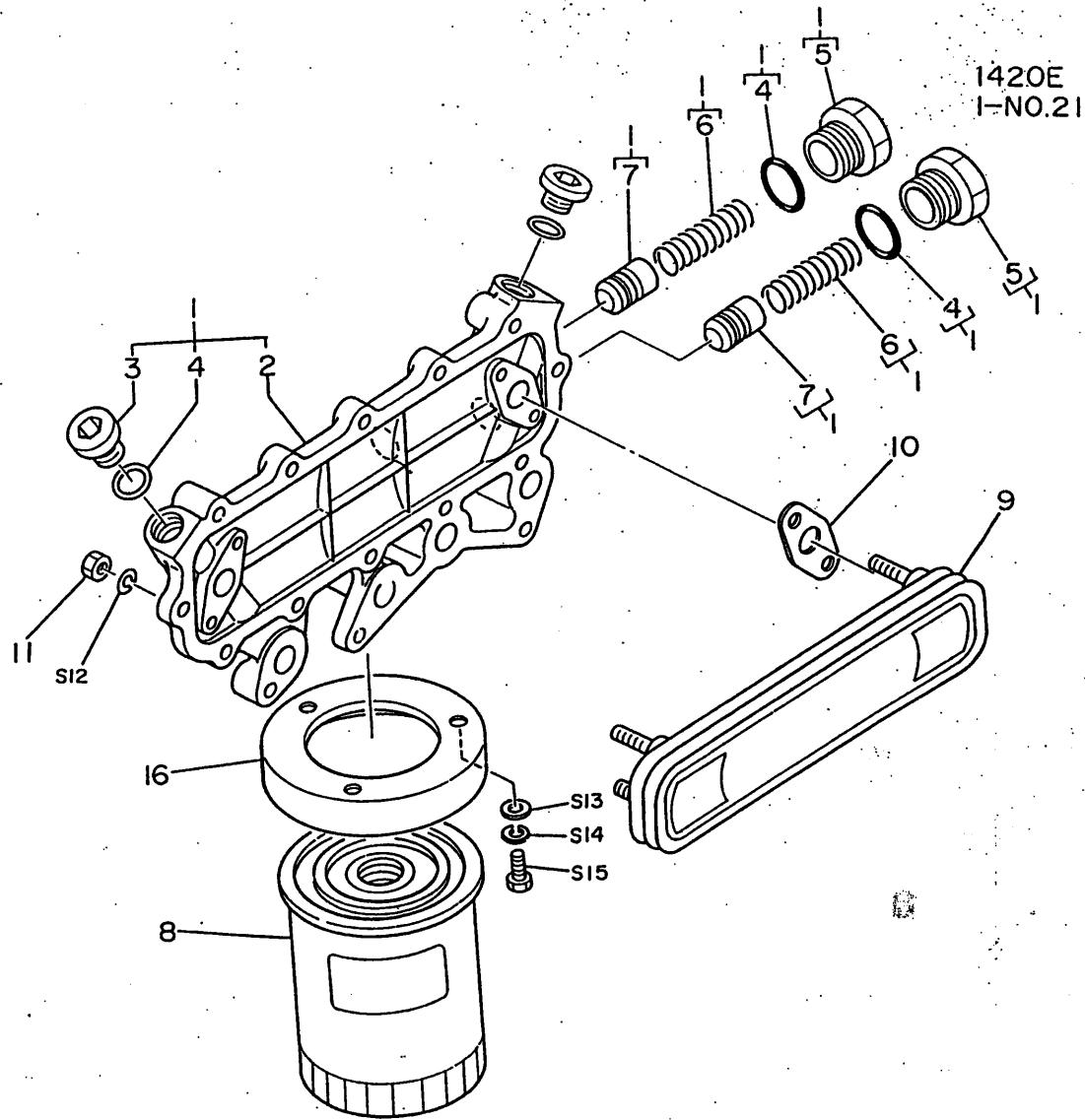


PART NUMBER	QUANTITY															REVISION
	A	B	C	D	E	F	G	H	I	J	K	L	M	N	O	REF.CODE
A RB145KA(AEA,AGA) B RB145KA-AGN C RB145KA(AHA,AKA,ANA) D RB145KA-AGK																
* 15012 : COVER SUB ASSY,OIL PUMP																
(15012-1221)	1	1	1	-												
V 01 15012-1221	1	1	1	1												
* 15107 : GEAR SUB ASSY,OIL PUMP																
15107-1250	1	1	1	1												
* 15110 : PUMP ASSY,OIL L/STNR																
(15110-1521)	1	1	1	-												
V 01 15110-1521	1	1	1	1												
* 15114 : GUIDE,O-RING																
15114-1050	1	1	1	1												
* 15119 : GASKET,OIL PUMP COVER																
15119-1121	1	1	1	1												
* 15401 : PIPE SUB ASSY,OIL PUMP,INLET																
15401-1530	1	1	1	1												
* 15700 : COOLER ASSY,OIL W/FILTER																
15700-1210	1	1	1	1												(JPN ENG)
															(COMPONENTS, SEE GROUP NO. 1490-1420E)	
															OR LOCATION NO.1-K3)	
* 15800 : FILTER ASSY,OIL																
15800-1462	1	1	1	1												
* 76581 : PLATE,CAUTION COMPLETE																
OR 76581-6000 OR 76581-6010	1	1	1	1												(ESP CHN)
	1	1	1	1												(FRA ARB)
* 900235 : CONNECTOR PIPE																
(9002-35116)	1	1	1	-												
V 01 9002-35152	1	1	1	1												
* 9019 : BOL																
9019-14224 (9019-14236)	-	1	1	1												
V 01 9019-14243	1	-	-	-												

PART NUMBER	QUANTITY															REVISION
	A	B	C	D	E	F	G	H	I	J	K	L	M	N	O	REF.CODE
* 9181 : BOL																
9181-08200	5	5	5	5												
* 9181 A : BOL																
9181-08350	2	2	2	2												
* 9181 B : BOL																
9181-08160	1	1	1	1												
* 9181 C : BOL																
9181-08300	1	1	1	1												
* 9181 D : BOL																
9181-08450	1	1	1	1												
* 9191 : BOL																
9191-08251	9	9	9	9												
* 9191 A : BOL																
9191-08401	2	2	2	2												
* 9191 B : BOL																
9191-08452	2	2	2	2												
* 9192 : BOL,W/WASHER																
9192-08952	2	2	2	2												
* 9260 : WASHER,PLAIN																
9260-08220	1	1	1	1												
* 9644 A : O-RING																
9644-02135	1	1	1	1												
* 9654 : WASHER,SOFT																
9654-14150	4	3	3	3												
* 9851 : O-RING																
9851-19101	4	4	4	4												

1-K3

1490-1420E COOLER, OIL



1490-1420E COOLER, OIL

1490-1420E COOLER, OIL

PART NUMBER	Q U A N T I T Y										REVISION				
	A	B	C	D	E	F	G	H	I	J	K	L	M	N	O
----- * ASSY PARTS: * *-----* 15700-1210	COOLER ASSY,OIL W/FILTER										(JPN ENG)	I-NO.21			
----- : 1. : *-----* 15701-1171	CASE SUB ASSY,OIL COOLER														
----- : 2. : *-----* 15711-1371	CASE,OIL COOLER														
----- : 3. : *-----* 9609-20102	PLUG														
----- : 4. : *-----* 9851-18102	O-RING														
----- : 5. : *-----* 15716-1050	PLUG,VALVE SPG														
----- : 6. : *-----* 15661-1250	SPRING,OIL VALVE														
----- : 7. : *-----* 15624-1200	VALVE,FILTER SAFETY														
----- : 8. : *-----* 15607-1480	ELEMENT SET,OIL FILTER														
----- : 9. : *-----* 15712-1400	ELEMENT,OIL COOLER														
----- : 10. : *-----* 15717-1160	GASKET,OIL COOLER ELEMENT														
----- : 11. : *-----* 9209-08137	NUT														
----- : S 12. : *-----* 9280-08200	LOCKWASHER														
----- : S 13. : *-----* 9260-06140	WASHER,PLAIN														

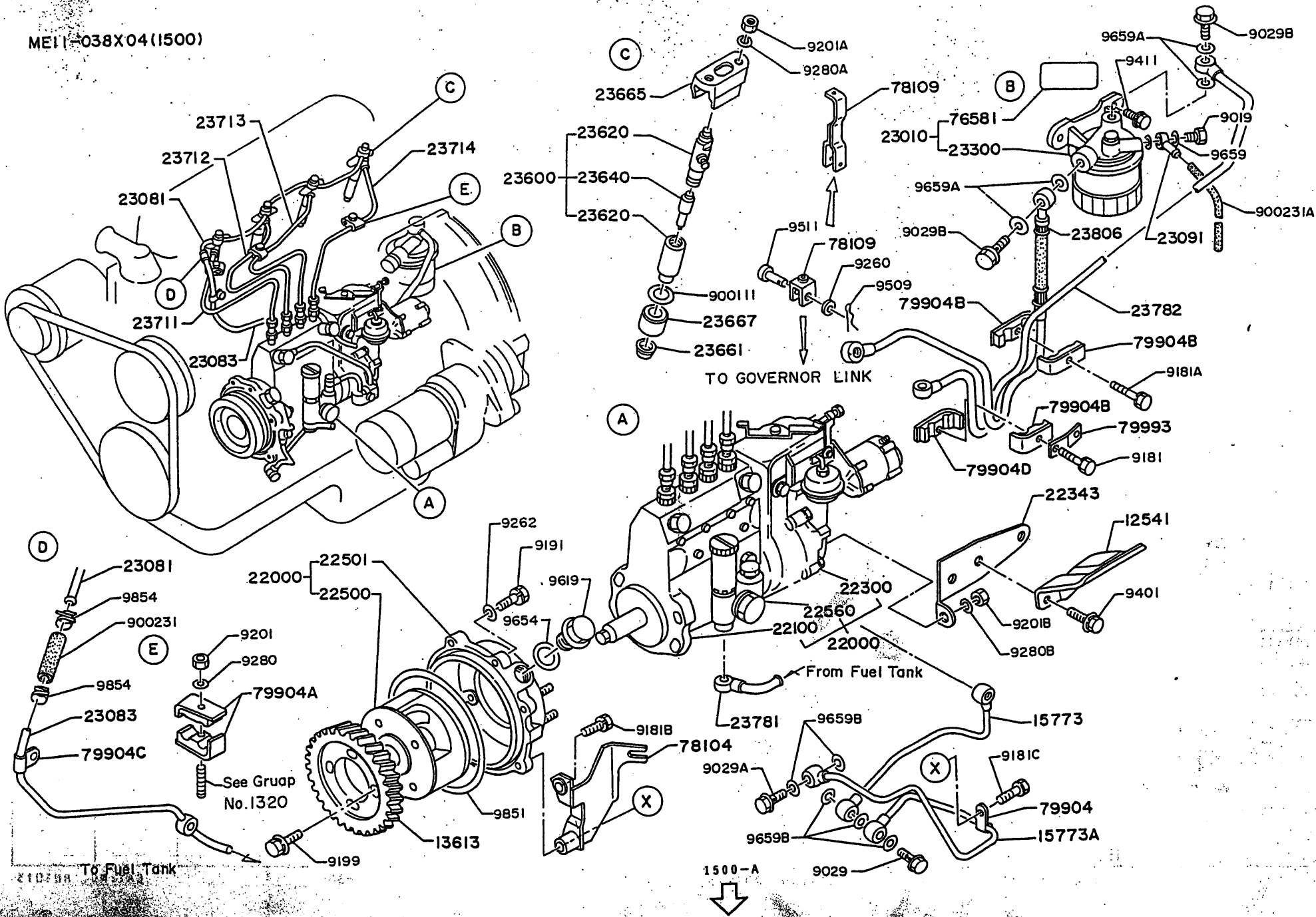
PART NUMBER	Q U A N T I T Y										REVISION				
	A	B	C	D	E	F	G	H	I	J	K	L	M	N	O
----- : S 14. : *-----* 9280-06150	LOCKWASHER														
----- : S 15. : *-----* 9011-06120	BOLT														
----- : 16. : *-----* 15618-1100	PLATE,OIL FILTER														

1-A4

1-500 FUEL SYSTEM

(RB145KA (AEA, AGA))

ME11-038X04 (1500)



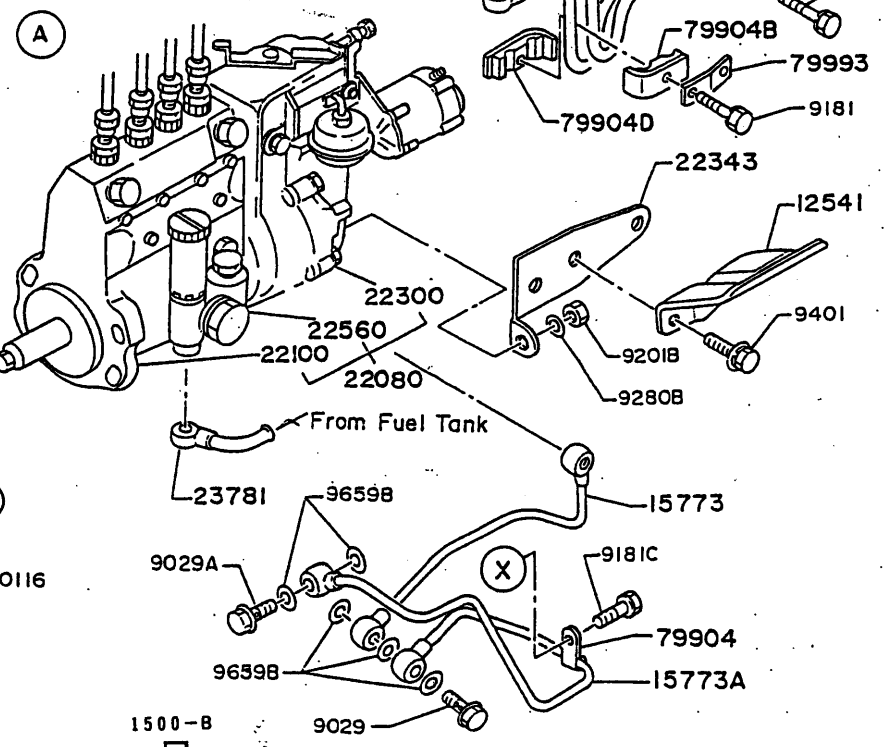
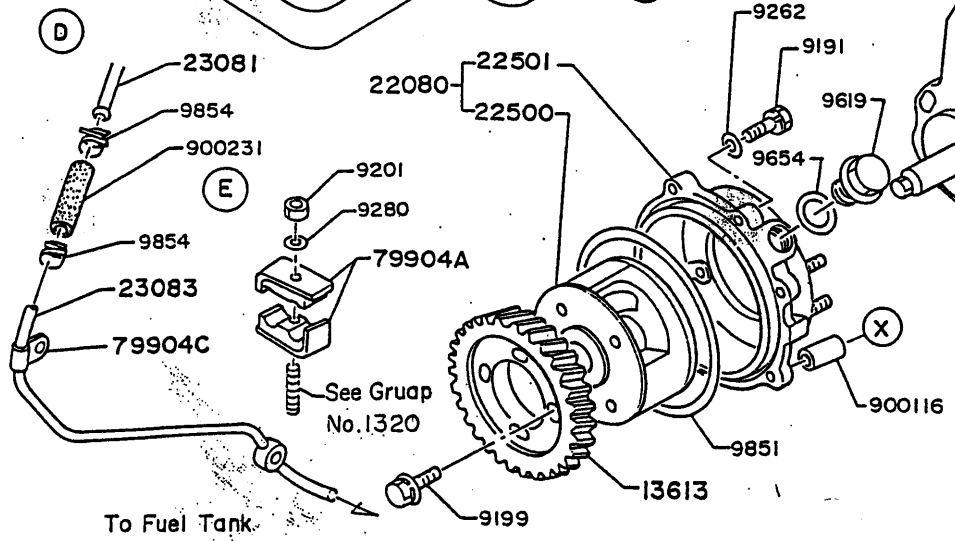
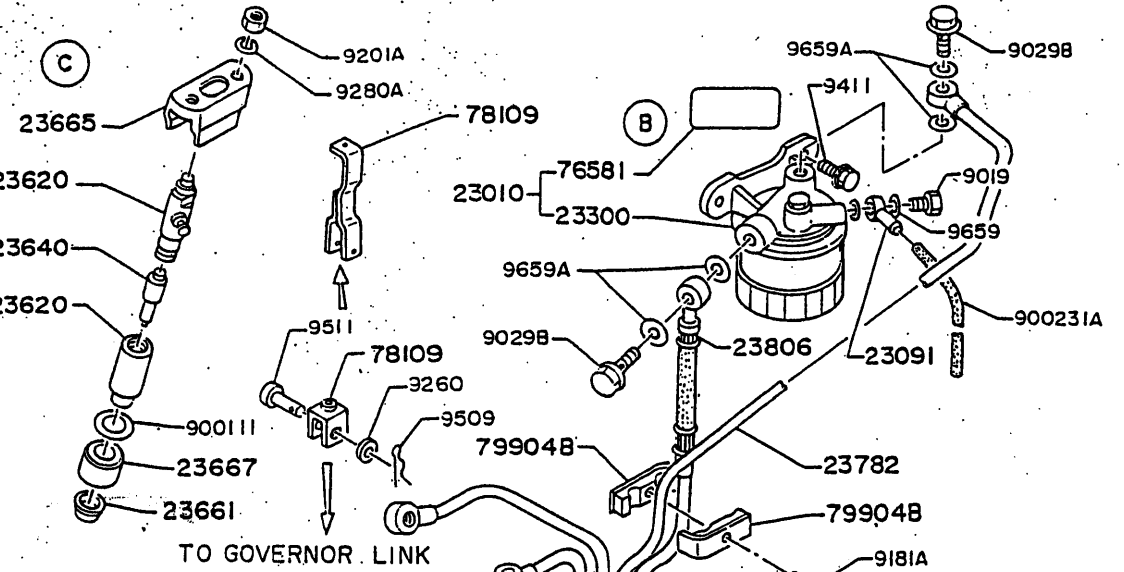
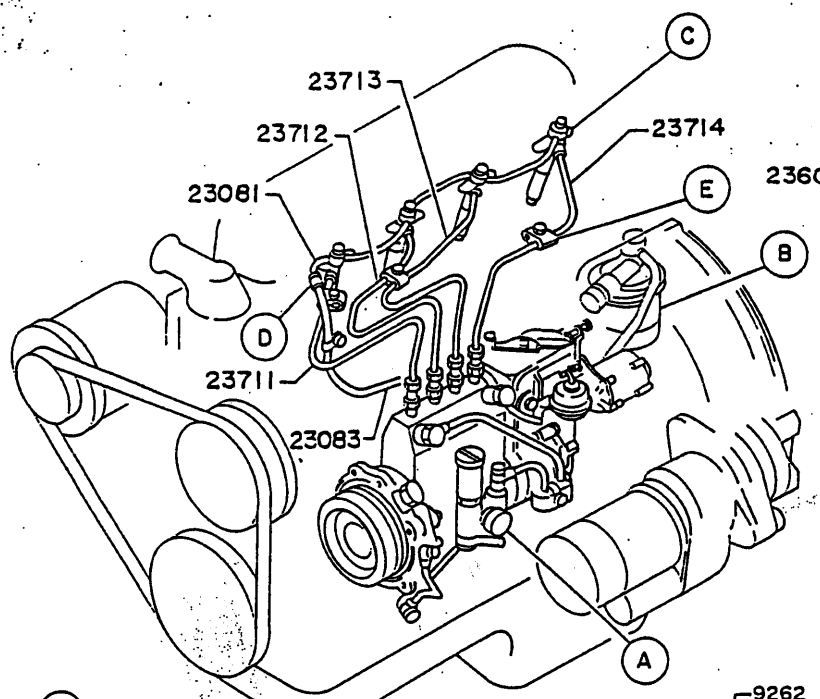
210/08 To Fuel Tank

1500-A



1500 FUEL SYSTEM
(RK145KA (AGK, AGN))

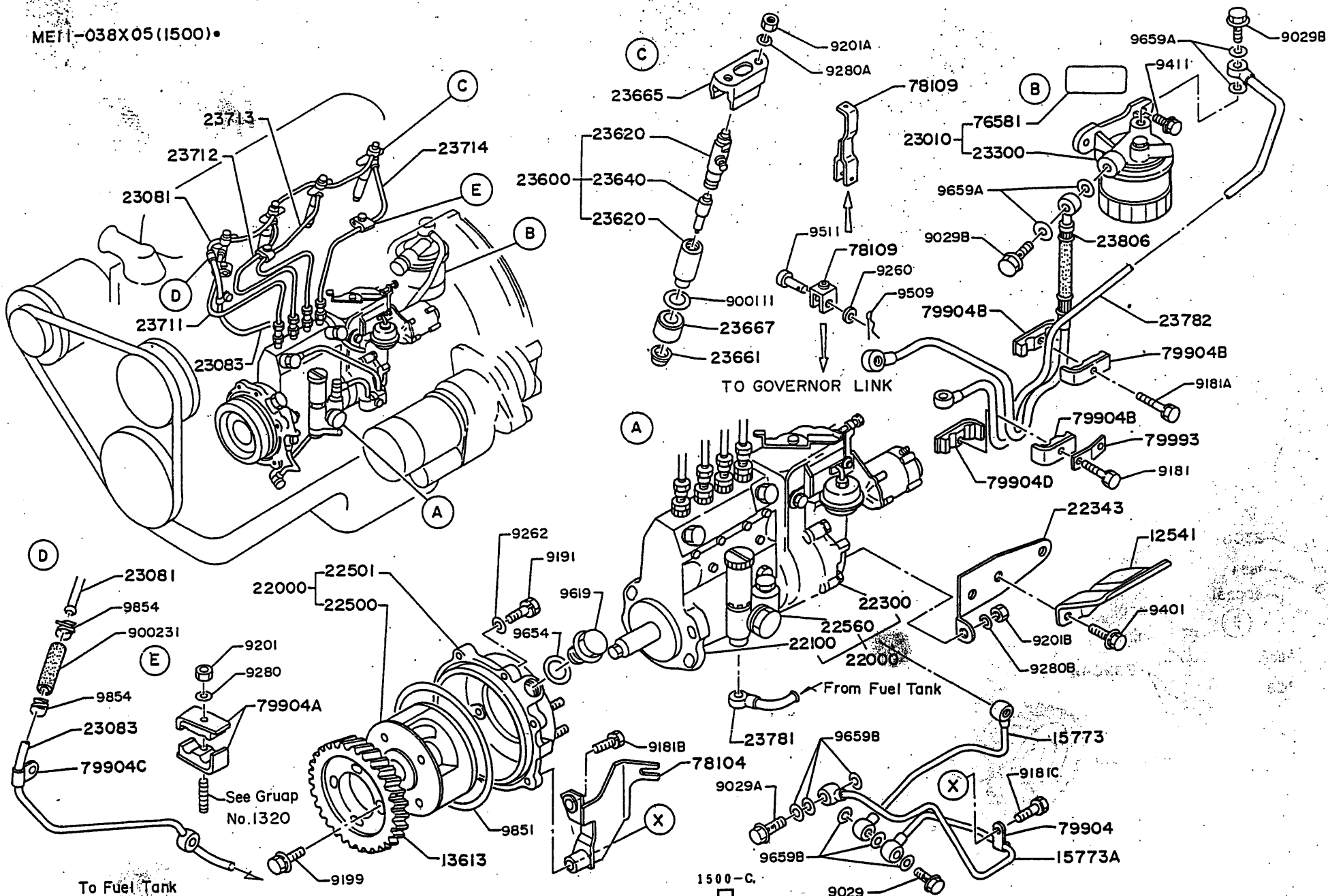
ME11-038X06 (1500)•



1-C4

1500 FUEL SYSTEM
(RB145KA (AHA, AKA, ANA))

ME11-038X05 (1500)•



1500-C.



1500 PART NUMBER	1500 FUEL SYSTEM QUANTITY										REVISION REF.CODE						
	A	B	C	D	E	F	G	H	I	J		K	L	M	N	O	
A RB145KA (AEA, AGA) B RB145KA-AGN C RB145KA(AHA, AKA, ANA) D RB145KA-AGK																	
----- : 12541 : INSULATOR, START																	
----- : (12541-1082) : 1 1 1 -																	
V 01 12541-1082	1	1	1	1													
----- : 13613 : GEAR, INJ PUMP DRIVE																	
----- : (13613-1280) : 1 1 1 -																	
V 01 13613-1280	1	1	1	1													
----- : 15773 : PIPE, OIL																	
----- : 15773-1480 : 1 1 1 1																	
----- : 15773 A : PIPE, OIL																	
----- : 15773-1371 : 1 1 1 1																	
----- : 22000 : PUMP ASSY, INJ																	
----- : 22000-5280 : 1 - 1 - (DIESEL KIKI)																	
----- : 22080 : PUMP UNIT, INJ																	
----- : (22080-1330) : - 1 - - (DIESEL KIKI)																	
V 01 22080-1330	-	1	-	-													
----- : 22100 : BODY ASSY, INJ PUMP																	
----- : 22100-2622 : 1 1 1 1																	
(COMPONENTS, SEE GROUP NO. 1590-1556F OR LOCATION NO.1-E6) (THIS ITEM IS NOT SUPPLIED IN ASSEMBLY)																	
----- : 22300 : GOVERNOR ASSY																	
----- : (22300-3451) : - 1 - -																	
(COMPONENTS, SEE GROUP NO. 1590-1523D OR LOCATION NO.1-H4)																	
V 02 22300-3452	-	1	-	-													
(COMPONENTS, SEE GROUP NO. 1590-1523D OR LOCATION NO.1-H4)																	W04CT116
(22300-3830)	1	-	-	1													
(COMPONENTS, SEE GROUP NO. 1590-1523E OR LOCATION NO.1-C5)																	W04CT116
V 02 22300-4541	1	-	1	-													
(COMPONENTS, SEE GROUP NO. 1590-1523E OR LOCATION NO.1-C5)																	
----- : 22343 : BRACKET																	
----- : (22343-2610) : 1 1 1 -																	
V 02 22343-2611	1	1	1	1													W04CT411

1500 PART NUMBER	1500 FUEL SYSTEM QUANTITY										REVISION REF.CODE						
	A	B	C	D	E	F	G	H	I	J		K	L	M	N	O	
----- : 22500 : TIMER ASSY, AUTO																	
----- : 22500-2100 : 1 1 1 1																	
(COMPONENTS, SEE GROUP NO. 1590-1575Y OR LOCATION NO.1-A7)																	
----- : 22501 : COVER SUB ASSY, TIMER																	
----- : 22501-1020 : 1 1 1 1																	
----- : 22560 : PUMP ASSY, FUEL FEED																	
----- : 22560-1630 : 1 1 1 1																	
(COMPONENTS, SEE GROUP NO. 1590-1563D OR LOCATION NO.1-J6)																	
----- : 23010 : FILTER ASSY, FUEL EXPORT																	
----- : 23010-1230 : 1 1 1 1																	
----- : 23081 : PIPE SUB ASSY, NOZZLE LEAKAGE																	
----- : (23081-1860) : 1 1 1 -																	
V X 23081-2020	1	1	1	1													W04CT287
----- : 23083 : PIPE SUB ASSY, THROUGH FEED																	
----- : (23083-1180) : 1 - 1 -																	
V 01 (23083-1180)	1	1	1	-													W04CT287
V X (23083-1320)	1	1	1	-													
V 01 23083-1320	1	1	1	1													
----- : 23091 : PIPE SUB ASSY, DRAIN																	
----- : 23091-1130 : 1 1 - 1																	
----- : 23300 : FILTER ASSY, FUEL																	
----- : (23300-1910) : 1 1 1 -																	
(COMPONENTS, SEE GROUP NO. 1590-1518X OR LOCATION NO.1-G4)																	JPN ENG
V 01 23300-1910	1	1	1	1													JPN ENG
(COMPONENTS, SEE GROUP NO. 1590-1518X OR LOCATION NO.1-G4)																	
----- : 23600 : NOZZLE AND HOLDER SET																	
----- : 23600-1710 : 4 4 4 4																	(DIESEL KIKI)
----- : 23620 : HOLDER ASSY, NOZZLE																	
----- : 23620-1461 : 4 4 4 4																	(DIESEL KIKI)
(COMPONENTS, SEE GROUP NO. 1590-1530V OR LOCATION NO.1-A6)																	



PART NUMBER	QUANTITY										REVISION					
	A	B	C	D	E	F	G	H	I	J	K	L	M	N	O	REF. CODE
A RB145KA (AEA, AGA)																
B RB145KA-AGN																
C RB145KA (AHA, AKA, ANA)																
D RB145KA-AGK																

: 23640 : NOZZLE ASSY																

: 23640-1510 4 4 4 4																

: 23661 : GASKET, NOZZLE HOLDER																

: 23661-1140 4 4 4 4																

: 23665 : ADAPTER, NOZZLE HOLDER																

: 23665-1110 4 4 4 4																

: 23667 : RING, PACKING																

: 23667-1070 4 4 4 4																

: 23711 : PIPE, INJ, NO1																

: (23711-1610) 1 1 1 -																

: 23711-1610 1 1 1 1																

: 23712 : PIPE, INJ, NO2																

: 23712-1600 1 1 1 1																

: 23713 : PIPE, INJ, NO3																

: 23713-1540 1 1 1 1																

: 23714 : PIPE, INJ, NO4																

: 23714-1570 1 1 1 1																

: 23781 : PIPE, FUEL																

: (23781-2390) 1 1 1 -																

: 23781-2390 1 1 1 1																

: 23782 : PIPE, FUEL FEED																

: 23782-1290 1 1 1 1																

: 23806 : HOSE SUB ASSY, FUEL																

: (23806-4320) 1 1 1 -																

: 23806-4320 1 1 1 1																

: 76581 : PLATE, CAUTION COMPLETE																

OR 76581-6020 1 1 1 1																
OR 76581-6030 1 1 1 1																

(ESP CHN)
(FRA ARB)

PART NUMBER	QUANTITY										REVISION					
	A	B	C	D	E	F	G	H	I	J	K	L	M	N	O	REF. CODE

: 78104 : BRACKET SUB ASSY, ACCEL CONTROL																

: 78104-3240 1 - 1 -																

: 78109 : ARM SUB ASSY ACCEL LINK																

: (9559-06117) 1 1 1 -																

: 78109-1650 1 1 1 1																

: 79904 : CLIP SUB ASSY																

: 79904-1170 1 1 1 1																

: 79904 A : CLIP SUB ASSY																

: 79904-1930 6 6 6 6																

: 79904 B : CLIP SUB ASSY																

: 79904-1940 3 3 3 3																

: 79904 C : CLIP SUB ASSY																

: 79904-2230 1 1 1 1																

: 79904 D : CLIP SUB ASSY																

: 79904-1900 1 1 1 1																

: 79993 : HOLDER, CLIP																

: 79993-6952 1 1 1 1																

: 900111 : SHIM																

: 9001-11145 4 4 4 4																

: 900116 : SPACER																

: 9001-16199 - 1 - 1																

: 900231 : HOSE, FUEL																

: 9002-31118 1 1 1 1																

: 900231A : HOSE, FUEL																

: 9002-31175 1 1 - 1																

: 9019 : BOLT																

: 9019-08191 1 1 - 1																

: 9029 : BOLT																

: 9029-10234 1 1 1 1																

(T= 1.00)



1500

FUEL SYSTEM

PART NUMBER	Q U A N T I T Y										REVISION					
	A	B	C	D	E	F	G	H	I	J	K	L	M	N	O	REF.CODE
A. RB145KA (AEA, AGA)																
B. RB145KA-AGN																
C. RB145KA (AHA, AKA, ANA)																
D. RB145KA-AGK																
* 9029 A : BOL																
9029-10235	1	-	-	-												
9029-10245	-	1	1	1												
* 9029 B : BOL																
9029-14137	2	2	2	2												
* 9181 : BOL																
9181-06300	1	1	1	1												
* 9181 A : BOL																
9181-06350	1	1	1	1												
* 9181 B : BOL																
9181-08450	1	-	1	-												
* 9181 C : BOL																
9181-08600	1	1	1	1												
* 9191 : BOL																
(9191-08352)	1	2	1	-												
9191-08351	1	2	1	2												
* 9199 : BOL																
9199-08143	4	4	4	4												
* 9201 : NUT																
9201-06050	3	3	3	3												
* 9201 A : NUT																
9201-08070	8	8	8	8												
* 9201 B : NUT																
9201-10080	1	1	1	1												
* 9260 : WASHER, PLAIN																
9260-06120	1	1	1	1												
* 9262 : WASHER, PLAIN																
9262-08220	1	1	1	1												

1500

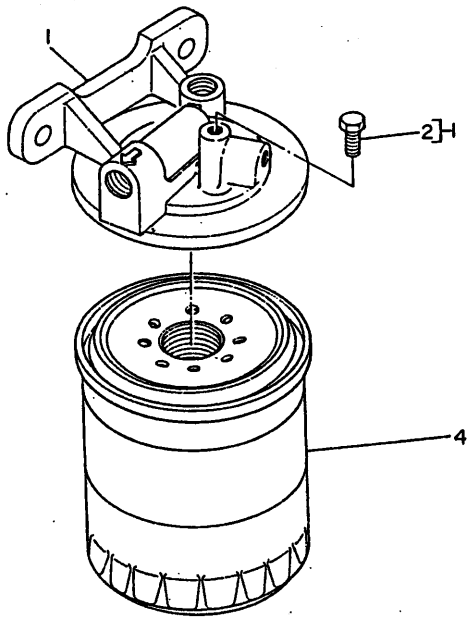
FUEL SYSTEM

PART NUMBER	Q U A N T I T Y										REVISION					
	A	B	C	D	E	F	G	H	I	J	K	L	M	N	O	REF.CODE
* 9280 : LOCKWASHER																
9280-06150	3	3	3	3												
* 9280 A : LOCKWASHER																
9280-08200	8	8	8	8												
* 9280 B : LOCKWASHER																
9280-10250	1	1	1	1												
* 9401 : BOL																
9401-10200	2	2	2	2												
* 9411 : BOL																
9411-10251	2	2	2	2												
* 9509 : PIN																
9509-01101	1	1	1	1												
* 9511 : PIN, CLEVIS																
9511-06170	1	1	1	1												
* 9619 : PLUG																
9619-22102	1	1	1	1												
* 9654 : WASHER, SOFT																
9654-22150	1	1	1	1												
* 9659 : WASHER, SOFT																
9659-08104	2	2	-	2												
* 9659 A : WASHER, SOFT																
9659-14104	4	4	4	4												
* 9659 B : WASHER, SOFT																
9659-10105	5	6	6	6												
* 9851 : O-RING																
9851-01125	1	1	1	1												
* 9854 : CLIP																
9854-10105	2	2	2	2												

1-G4

1590-1518X FILTER, FUEL

1590-1518X FILTER, FUEL



1518X
I-NO.24

PART NUMBER	Q U A N T I T Y										REVISION					
	A	B	C	D	E	F	G	H	I	J	K	L	M	N	O	REF.CODE

*ASSY PARTS:																
FILTER ASSY, FUEL																

23300-1910			*													

1																
23310-1420																

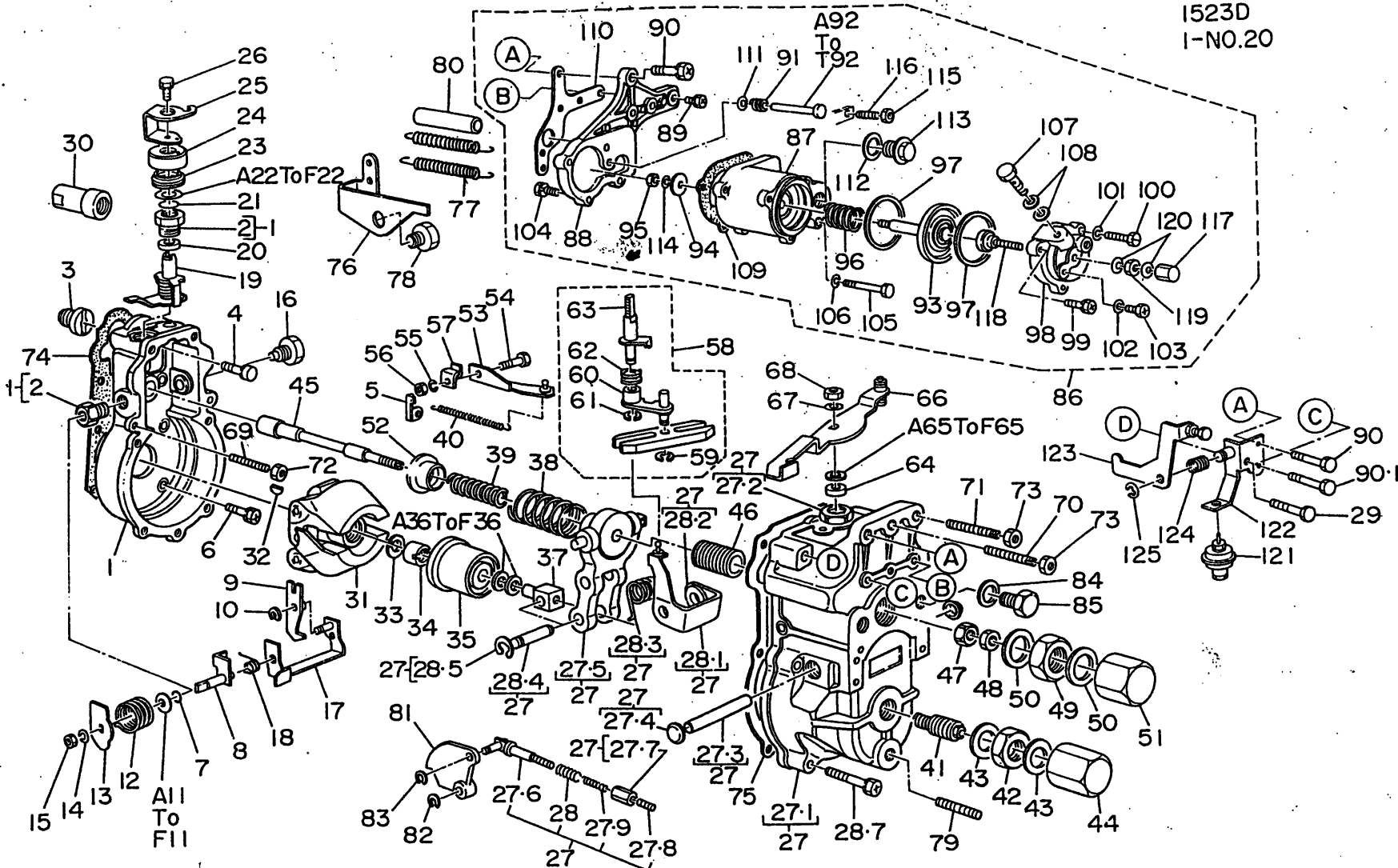
2																
23316-1040																

4																
23401-1131																
V 01																
23401-1132																

1-H4

1590-1523D GOVERNOR, MECHANICAL

1523D
I-NO.20



1590-1523D GOVERNOR, MECHANICAL

PART NUMBER	Q U A N T I T Y															REVISION	
	A	B	C	D	E	F	G	H	I	J	K	L	M	N	O	REF. CODE	
* 54. * 22811-3540																159237-0300	
* 55. * 6 053 13794 0																14110-544	
* 56. * 22821-2090																159233-5200	
* 57. * 22385-1720																159242-1300	
* 58. * 22309-2190																159252-0020	
* 59. * 22455-1120																16010-081	
* 60. * 22883-1070																159202-0820	
* 61. * 22455-1120																16010-081	
* 62. * 22341-1990																159215-0700	
* 63. * 22339-1090																159205-0720	
* 64. * 22823-1060																29621-001	
* A 65. * 22881-2100																(T=0.2)	
* B 65. * 22881-2110																(T=0.5)	
* C 65. * 22881-2980																(T=0.3)	

1590-1523D GOVERNOR, MECHANICAL

PART NUMBER	Q U A N T I T Y															REVISION	
	A	B	C	D	E	F	G	H	I	J	K	L	M	N	O	REF. CODE	
* D 65. * 22881-2990																159244-2422 159244-2423	
* E 65. * 22881-3000																159244-2422 159244-2423	
* F 65. * 22881-3010																159244-2422 159244-2423	
* 66. * 22319-1601 22319-1602																159244-2422 159244-2423	
* 67. * 6 073 13035 0																14110-844	
* 68. * 22821-1670																13020-804	
* 69. * 22861-1030																55615-110	
* 70. * 22395-1100																54010-010	
* 71. * 22395-1100																54010-010	
* 72. * 22821-1430																29240-601	
* 73. * 22323-1010																54011010	
* 74. * 22843-1700																54350-770	
* 75. * 22843-2020																159238-0100	
* 76. * 22343-2530																159245-8120	



1-M4

1590-1523D GOVERNOR, MECHANICAL

1590-1523D GOVERNOR, MECHANICAL

PART NUMBER	Q U A N T I T Y										REVISION					
	A	B	C	D	E	F	G	H	I	J	K	L	M	N	O	REF. CODE
----- : 77. : *-----*	SPRING, RETURN															
22341-2190	2	2														159243-2500
----- : 78. : *-----*	BOLT															
22811-4050	1	1														159243-0200
----- : 79. : *-----*	BOLT, STUD															
22853-1120	1	1														139010-0000
----- : 80. : *-----*	SPRING, RETURN															
22341-1080	2	2														54156-060
----- : 81. : *-----*	PLATE, CAM															
22369-1290	1	1														159207-3100
----- : 82. : *-----*	PLATE, SPG															
22392-1030	1	1														16010-084
----- : 83. : *-----*	RING, RETAINER															
6 073 13477 0	1	1														16010-054
----- : 84. : *-----*	GASKET															
22843-1800	1	1														26516-204
----- : 85. : *-----*	PLUG, SCREW															
22841-1960	1	1														159237-0100
----- : 86. : *-----*	COMPENSATOR ASSY, BOOST															
22430-1070	1	1														154417-9120
----- : 87. : *-----*	HOUSING, B/C															
22431-1040	1	1														154408-9520
----- : 88. : *-----*	WASHER, SPECIAL															
22873-1920	1	1														154412-8600
----- : 89. : *-----*	BOLT															
6 073 13638 0	2	2														20106-204
----- : 90. : *-----*	BOLT															
22811-4150	1	1														020118-3040

PART NUMBER	Q U A N T I T Y										REVISION					
	A	B	C	D	E	F	G	H	I	J	K	L	M	N	O	REF. CODE
----- : 90.1 : *-----*	BOLT															
22811-4140	1	1														020106-2540
----- : 91. : *-----*	SPRING, B/C															
22433-1090	1	1														159275-1400
----- : A 92. : *-----*	SHAFT, B/C															
OR 22432-1060	1	1														159274-0120
----- : B 92. : *-----*	SHAFT, B/C															
OR 22432-1070	1	1														159274-0220
----- : C 92. : *-----*	SHAFT, B/C															
OR 22432-1080	1	1														159274-0320
----- : D 92. : *-----*	SHAFT, B/C															
OR 22432-1090	1	1														159274-0420
----- : E 92. : *-----*	SHAFT, B/C															
OR 22432-1100	1	1														159274-0520
----- : F 92. : *-----*	SHAFT, B/C															
OR 22432-1110	1	1														159274-0620
----- : G 92. : *-----*	SHAFT, B/C															
OR 22432-1120	1	1														159274-0720
----- : H 92. : *-----*	SHAFT, B/C															
OR 22432-1130	1	1														159274-0820
----- : J 92. : *-----*	SHAFT, B/C															
OR 22432-1140	1	1														159274-0920
----- : K 92. : *-----*	SHAFT, B/C															
OR 22432-1150	1	1														159274-1120
----- : L 92. : *-----*	SHAFT, B/C															
OR 22432-1160	1	1														159274-1220
----- : M 92. : *-----*	SHAFT, B/C															
OR 22432-1170	1	1														159274-1320





PART NUMBER	Q U A N T I T Y										REVISION					
	A	B	C	D	E	F	G	H	I	J	K	L	M	N	O	REF.CODE
*N 92. : SHAFT,B/C OR 22432-1180	1	1														159274-1420
*P 92. : SHAFT,B/C OR 22432-1190	1	1														159274-1520
*Q 92. : SHAFT,B/C OR 22432-1200	1	1														159274-1620
*R 92. : SHAFT,B/C OR 22432-1210	1	1														159274-1720
*S 92. : SHAFT,B/C OR 22432-1220	1	1														159274-1820
*T 92. : SHAFT,B/C OR 22432-1230	1	1														159274-1920
* 93. : DIAPHRAGM SUB ASSY,B/C 22031-1050	1	1														154400-8521
* 94. : SHAFT,B/C 22432-1240	1	1														154406-5500
* 95. : NUT 22821-2380	1	1														013030-6010
* 96. : SPRING,B/C 22433-1100	1	1														154402-4200
* 97. : GASKET 22843-1920	2	2														154352-0700
* 98. : COVER,B/C 22435-1060	1	1														154404-3600
* 99. : BOLT 6 073 13638 0	1	1														20106-204
* 100. : BOLT 22811-2580	2	2														090573-0050

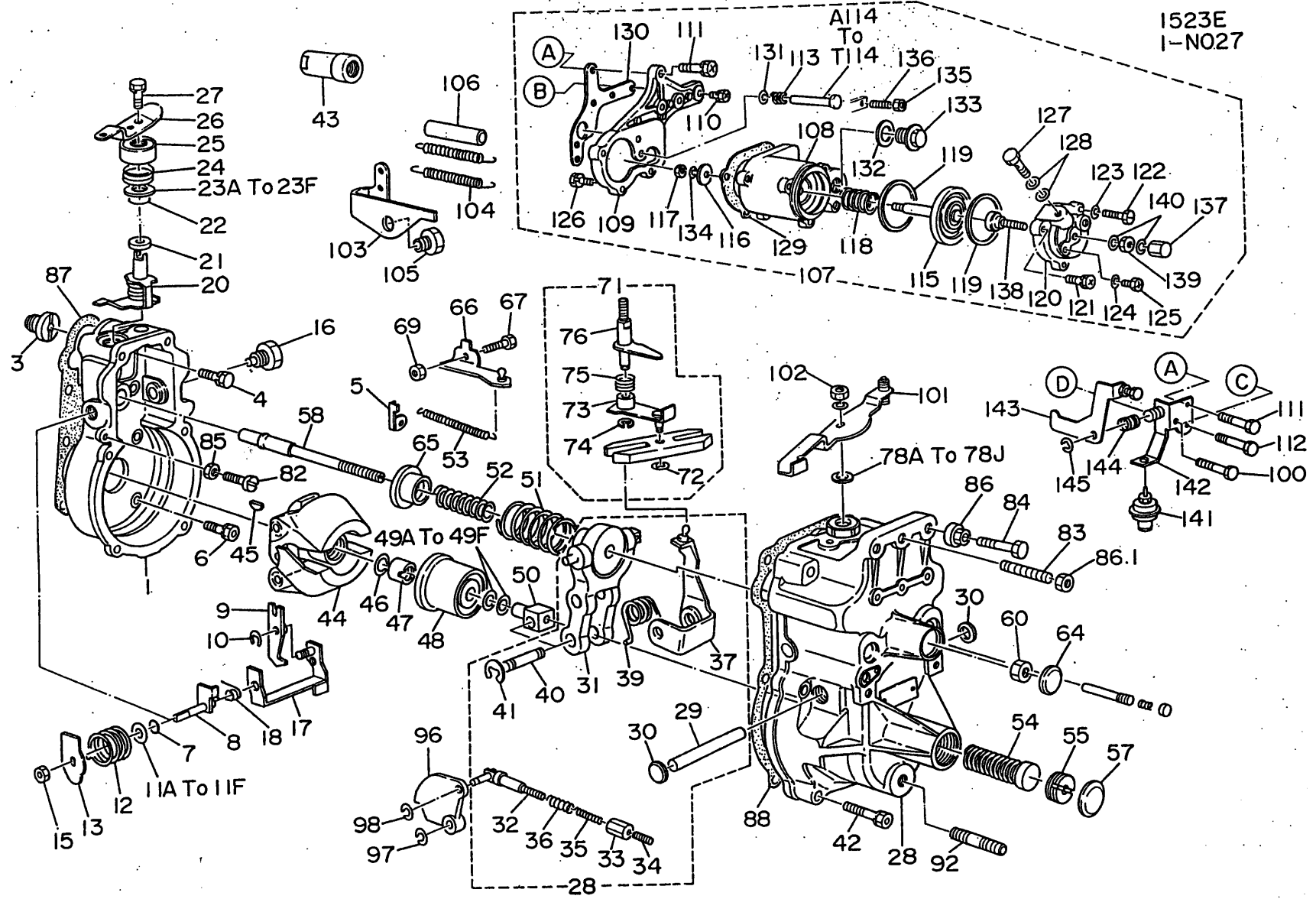


PART NUMBER	Q U A N T I T Y										REVISION					
	A	B	C	D	E	F	G	H	I	J	K	L	M	N	O	REF.CODE
* 101. : WASHER,SPECIAL 22873-1420	2	2														14110-644
* 102. : GASKET 22843-1450	1	1														26506-104
* 103. : BOLT 22811-2400	1	1														29010-601
* 104. : BOLT 6 073 13638 0	3	3														20106-204
* 105. : BOLT 22811-4160	1	1														139006-1300
* 106. : WASHER,SPECIAL 22873-1420	1	1														14110-644
* 107. : BOLT 22811-1080	1	1														29731-018
* 108. : GASKET 22843-1040	2	2														26510-134
* 109. : GASKET 22843-2210	1	1														154406-5600
* 110. : GASKET 22843-2220	1	1														154412-8700
* 111. : WASHER,PLAIN 22863-1780	1	1														014010-5140
* 112. : WASHER,SPECIAL 22873-1350	1	1														29331-804
* 113. : PLUG,SCREW 22841-2110	1	1														154406-5800
* 114. : WASHER,SPECIAL 22873-1420	1	1														14110-644

1590-1523D GOVERNOR, MECHANICAL

PART NUMBER	Q U A N T I T Y													REVISION	
	A	B	C	D	E	F	G	H	I	J	K	L	M	N	O
----- : 115. : *-----*	NUT														
22821-1590	1	1											23040-604		
----- : 116. : *-----*	PLUG, SCREW														
22841-2120	1	1											15440-4800		
----- : 117. : *-----*	NUT														
22821-1170	1	1											15403-1600		
----- : 118. : *-----*	PLUG, SCREW														
22841-2130	1	1											15440-4400		
----- : 119. : *-----*	NUT														
22821-1590	1	1											23040-604		
----- : 120. : *-----*	GASKET														
22843-1450	2	2											26506-104		
----- : 121. : *-----*	ACTUATOR ASSY, IDLE UP														
22470-1071	1	1													
----- : 122. : *-----*	BRACKET SUB ASSY														
22044-1080	1	1											15922-1720		
----- : 123. : *-----*	LEVER SUB ASSY, INNER														
22045-1070	1	1											15922-1020		
----- : 124. : *-----*	SPRING, RETURN														
22341-2350	1	1											15922-9300		
----- : 125. : *-----*	PLATE, SPG														
22392-1030	1	1											16010-084		

1590-1523E GOVERNOR, MECHANICAL



PART NUMBER	Q U A N T I T Y										REVISION					
	A	B	C	D	E	F	G	H	I	J	K	L	M	N	O	REF. CODE
	(MAKER NAME DIESEL KIKI)										MAKER PART NO.					
-----	GOVERNOR ASSY															
*ASSY PARTS:																
22300-3830	*	-													105921-1860	I-NO.27
22300-4541	-	*													105921-1861	I-NO.27
-----	HOUSING SUB ASSY.GOV															
1.															159200-3220	
22301-1240	1	1														
-----	ADAPTER															
3.															54007-020	
22131-1120	1	1														
-----	BOLT															
4.															20018184	
22811-3140	1	1														
-----	LINK															
5.															54230392	
22317-1170	1	1														
-----	BOLT															
6.															29010-681	
22811-1170	6	6														
-----	O-RING															
7.															016530-1010	
22813-1720	1	1														
-----	SHAFT															
8.															159205-2820	
22338-1240	1	1														
-----	LINK															
9.															159202-2900	
22317-1560	1	1														
-----	PIN,CONNECTOR															
10.															16010-081	
22455-1120	1	1														
-----	SHIM															
11. A:															(T=0.2)
22881-2100	AR	AR														
-----	SHIM															
11. B:															(T=0.2)
22881-3020	AR	AR														
-----	SHIM															
11. C:															(T=0.3)
22881-2980	AR	AR														
-----	SHIM															
11. D:															(T=0.4)
22881-2990	AR	AR														



PART NUMBER	Q U A N T I T Y										REVISION					
	A	B	C	D	E	F	G	H	I	J	K	L	M	N	O	REF. CODE
	(MAKER NAME DIESEL KIKI)										MAKER PART NO.					
-----	SHIM															
11. E:															(T=0.25)
22881-3000	AR	AR														
-----	SHIM															
11. F:															(T=0.35)
22881-3010	AR	AR														
-----	SPRING,GOV															
12.															159215-0500	
22321-2060	1	1														
-----	WASHER,SPECIAL															
13.															134137-0100	
22873-1730	1	1														
-----	NUT															
15.															13020-804	
22821-1670	1	1														
-----	PLUG,SCREW															
16.															159237-5200	
22841-2150	1	1														
-----	LINK															
17.															159202-3720	
22317-1670	1	1														
-----	SPRING,GOV															
18.															159215-0600	
22321-2070	1	1														
-----	LEVER,STOP															
20.															159242-0920	
22348-1450	1	1														
-----	COLLAR															
21.															159242-0600	
22332-1460	1	1														
-----	O-RING															
22.															29631-003	
22813-1220	1	1														
-----	SHIM															
23. A:															(T=0.2)
22881-2100	AR	AR														
-----	SHIM															
23. B:															(T=0.3)
22881-3020	AR	AR														
-----	SHIM															
23. C:															(T=0.3)
22881-2980	AR	AR														

PART NUMBER	Q U A N T I T Y										REVISION					
	A	B	C	D	E	F	G	H	I	J	K	L	M	N	O	REF.CODE
23. D SHIM 22881-2990	AR	AR														(T=0.4)
23. E SHIM 22881-3000	AR	AR														(T=0.25)
23. F SHIM 22881-3010	AR	AR														(T=0.35)
24. SPRING,GOV 22321-2410	1	1														159215-3100
25. SEAT,SPG 22351-1200	1	1														54322-010
26. LEVER,STOP 22348-1910	1	1														159249-2120
27. BOLT 22811-3200	1	1														20006164
28. COVER SUB ASSY,GOV 22302-1380	1	1														159251-7200
29. BUSH 22322-1900	1	1														159230-0901
30. PLUG,EXPANSION 22851-1040	2	2														139902-0000
31. LEVER SUB ASSY,TENSION 22308-1420	1	1														159255-1120
32. FLYWEIGHT 22344-1130	1	1														159204-8920
33. BUSH 22322-1870	1	1														159230-0300
34. SCREW 22861-1480	1	1														159234-0000

PART NUMBER	Q U A N T I T Y										REVISION					
	A	B	C	D	E	F	G	H	I	J	K	L	M	N	O	REF.CODE
35. SPRING,RETURN 22341-1970	1	1														159216-0000
36. SPRING,RETURN 22341-1980	1	1														159216-0100
37. LEVER SUB ASSY,GUIDE 22307-1930	1	1														159203-6020
39. SPRING,GOV 22321-2340	1	1														159215-1700
40. SHAFT 22338-1210	1	1														159231-2000
41. RING,RETAINER 22883-1050	2	2														016010-0610
42. BOLT 22811-3170	6	6														20106384
43. CAPSULE SUB ASSY,RACK LIMIT SPG 22303-1180	1	1														54050172
44. FLYWEIGHT 22344-1060	1	1														54100502
45. KEY 22891-1020	1	1														25803-161
46. WASHER,SPECIAL 22873-1340	1	1														29321-202
47. NUT,ROUND 22353-1010	1	1														29231-203
48. CAP,RACK LIMIT 22371-1120	1	1														091691-0090
49. SHIM 22881-2170	AR	AR														(T=0.2)



1590-1523E GOVERNOR, MECHANICAL

PART NUMBER	Q U A N T I T Y										REVISION					
	A	B	C	D	E	F	G	H	I	J	K	L	M	N	O	REF.CODE
	(MAKER NAME DIESEL KIKI)			MAKER		PART NO.							
----- : 49. B: SHIM *-----*	AR AR								(T=0.3)	
----- : 49. C: SHIM *-----*	AR AR								(T=0.4)	
----- : 49. D: SHIM *-----*	AR AR								(T=1.0)	
----- : 49. E: SHIM *-----*	AR AR								(T=0.5)	
----- : 49. F: SHIM *-----*	AR AR								(T=1.5)	
----- : 50. : ADAPTER *-----*	1 1								159236-0200							
----- : 51. : SPRING,GOV *-----*	1 1								159210-5200							
----- : 52. : SPRING,GOV *-----*	1 1								159211-4300							
----- : 53. : SPRING,START *-----*	1 1								159214-0000							
----- : 54. : CAPSULE SUB ASSY,IDLING SPG *-----*	1 1								159212-5320							
----- : 55. : NUT *-----*	1 1								159248-2700							
----- : 57. : NUT,CAP *-----*	1 1								159237-5300							
----- : 58. : SHAFT,LOAD CONTROL LEVER *-----*	1 1								159205-2100							
----- : 60. : NUT *-----*	1 1								159233-5700							

1590-1523E GOVERNOR, MECHANICAL

PART NUMBER	Q U A N T I T Y										REVISION					
	A	B	C	D	E	F	G	H	I	J	K	L	M	N	O	REF.CODE
	(MAKER NAME DIESEL KIKI)			MAKER		PART NO.							
----- : 64. : PLUG,SCREW *-----*	1 1								159237-5400							
----- : 65. : SEAT,SPG *-----*	1 1								159235-5300							
----- : 66. : SHAFT *-----*	1 1								159204-5620							
----- : 67. : NUT *-----*	1 1								159235-5800							
----- : 69. : NUT *-----*	1 1								013020-5240							
----- : 71. : LEVER SUB ASSY,LOAD CONTROL *-----*	1 1								159252-1120							
----- : 72. : PIN,CONNECTOR *-----*	1 1								16010-081							
----- : 73. : RING,RETAINER *-----*	1 1								159202-3120							
----- : 74. : PIN,CONNECTOR *-----*	1 1								16010-081							
----- : 75. : SPRING,RETURN *-----*	1 1								159225-9300							
----- : 76. : SHAFT *-----*	1 1								159205-2921							
----- : 78. A: SHIM *-----*	AR AR															
----- : 78. B: SHIM *-----*	AR AR								(T=0.25)	
----- : 78. C: SHIM *-----*	AR AR								(T=0.3)	



1590-1523E GOVERNOR, MECHANICAL

1590-1523E GOVERNOR, MECHANICAL

PART NUMBER	Q U A N T I T Y										REVISION					
	A	B	C	D	E	F	G	H	I	J	K	L	M	N	O	REF. CODE
----- : 78. D : SHIM *-----*	(MAKER NAME DIESEL KIKI) MAKER PART NO.															
22881-1780	AR	AR														(T=0.35)
----- : 78. E : SHIM *-----*	(MAKER NAME DIESEL KIKI) MAKER PART NO.															
22881-1790	AR	AR														(T=0.4)
----- : 78. F : SHIM *-----*	(MAKER NAME DIESEL KIKI) MAKER PART NO.															
22881-1800	AR	AR														(T=0.5)
----- : 78. G : SHIM *-----*	(MAKER NAME DIESEL KIKI) MAKER PART NO.															
22881-7180	AR	AR														(T=0.7)
----- : 78. H : SHIM *-----*	(MAKER NAME DIESEL KIKI) MAKER PART NO.															
22881-7190	AR	AR														(T=0.9)
----- : 78. J : SHIM *-----*	(MAKER NAME DIESEL KIKI) MAKER PART NO.															
22881-7200	AR	AR														(T=0.8)
----- : 82. : SCREW *-----*	(MAKER NAME DIESEL KIKI) MAKER PART NO.															
22861-1030	AR	AR														55615-110
----- : 83. : SCREW, STOPPER *-----*	(MAKER NAME DIESEL KIKI) MAKER PART NO.															
22395-1570	1	1														154010-7200
----- : 84. : SCREW, STOPPER *-----*	(MAKER NAME DIESEL KIKI) MAKER PART NO.															
22395-1100	1	1														54010-010
----- : 85. : NUT *-----*	(MAKER NAME DIESEL KIKI) MAKER PART NO.															
22821-2490	1	1														159225-8600
----- : 86. : NUT *-----*	(MAKER NAME DIESEL KIKI) MAKER PART NO.															
22821-2340	1	1														154011-2300
----- : 86.1 : SEAL *-----*	(MAKER NAME DIESEL KIKI) MAKER PART NO.															
22323-1010	1	1														54011010
----- : 87. : GASKET *-----*	(MAKER NAME DIESEL KIKI) MAKER PART NO.															
22843-1700	1	1														54350-770
----- : 88. : GASKET *-----*	(MAKER NAME DIESEL KIKI) MAKER PART NO.															
22843-2020	1	1														159238-0100

PART NUMBER	Q U A N T I T Y										REVISION					
	A	B	C	D	E	F	G	H	I	J	K	L	M	N	O	REF. CODE
----- : 92. : BOLT, STUD *-----*	(MAKER NAME DIESEL KIKI) MAKER PART NO.															
22853-1120	1	1														139010-0000
----- : 96. : PLATE, CAM *-----*	(MAKER NAME DIESEL KIKI) MAKER PART NO.															
22369-1430	1	1														159208-9400
----- : 97. : PLATE, SPG *-----*	(MAKER NAME DIESEL KIKI) MAKER PART NO.															
22392-1030	1	1														16010-084
----- : 98. : RING, CAMSHAFT ADJ *-----*	(MAKER NAME DIESEL KIKI) MAKER PART NO.															
22124-1070	1	1														16010-054
----- : 100. : BOLT *-----*	(MAKER NAME DIESEL KIKI) MAKER PART NO.															
22811-4170	1	1														020106-4040
----- : 101. : LEVER, LOAD CONTROL *-----*	(MAKER NAME DIESEL KIKI) MAKER PART NO.															
22319-1601 22451-1290	1	-														159244-2422 159244-8421
----- : 102. : NUT *-----*	(MAKER NAME DIESEL KIKI) MAKER PART NO.															
22821-1670	1	1														13020-804
----- : 103. : BRACKET *-----*	(MAKER NAME DIESEL KIKI) MAKER PART NO.															
22343-2530	1	1														159245-8120
----- : 104. : SPRING, RETURN *-----*	(MAKER NAME DIESEL KIKI) MAKER PART NO.															
22341-2190	2	2														159243-2500
----- : 105. : BOLT *-----*	(MAKER NAME DIESEL KIKI) MAKER PART NO.															
22811-4050	1	1														159248-0200
----- : 106. : SPRING, RETURN *-----*	(MAKER NAME DIESEL KIKI) MAKER PART NO.															
22341-1080	2	2														54156-060
----- : 107. : COMPENSATOR ASSY, BOOST *-----*	(MAKER NAME DIESEL KIKI) MAKER PART NO.															
22430-1070	1	1														154417-9120
----- : 108. : HOUSING, B/C *-----*	(MAKER NAME DIESEL KIKI) MAKER PART NO.															
22431-1040	1	1														154408-9520
----- : 109. : WASHER, SPECIAL *-----*	(MAKER NAME DIESEL KIKI) MAKER PART NO.															
22873-1920	1	1														154412-8600



1-H5

1590-1523E GOVERNOR, MECHANICAL

1590-1523E GOVERNOR, MECHANICAL

PART NUMBER	Q U A N T I T Y										REVISION					
	A	B	C	D	E	F	G	H	I	J	K	L	M	N	O	REF.CODE
----- : 110. : BOL *-----* 6 073 13638 0- 2 2 *-----* : 111. : BOL *-----* 22811-4150 1 1 *-----* : 112. : BOL *-----* 22811-4140 1 1 *-----* : 113. : SPRING,B/C *-----* 22433-1090 1 1 *-----* : 114. A: SHAFT,B/C *-----* OR 22432-1060 1 1 *-----* : 114. B: SHAFT,B/C *-----* OR 22432-1070 1 1 *-----* : 114. C: SHAFT,B/C *-----* OR 22432-1080 1 1 *-----* : 114. D: SHAFT,B/C *-----* OR 22432-1090 1 1 *-----* : 114. E: SHAFT,B/C *-----* OR 22432-1100 1 1 *-----* : 114. F: SHAFT,B/C *-----* OR 22432-1110 1 1 *-----* : 114. G: SHAFT,B/C *-----* OR 22432-1120 1 1 *-----* : 114. H: SHAFT,B/C *-----* OR 22432-1130 1 1 *-----* : 114. J: SHAFT,B/C *-----* OR 22432-1140 1 1 *-----* : 114. K: SHAFT,B/C *-----* OR 22432-1150 1 1	(MAKER NAME DIESEL	KIKI)	MAKER	PART NO.											
					20106-204											
					020118-3040											
					020106-2540											
					159275-1400											
					159274-0120											
					159274-0220											
					159274-0320											
					159274-0420											
					159274-0520											
					159274-0620											
					159274-0720											
					159274-0820											
					159274-0920											
					159274-1120											

PART NUMBER	Q U A N T I T Y										REVISION					
	A	B	C	D	E	F	G	H	I	J	K	L	M	N	O	REF.CODE
----- : 114. L: SHAFT,B/C *-----* OR 22432-1160 1 1 *-----* : 114. M: SHAFT,B/C *-----* OR 22432-1170 1 1 *-----* : 114. N: SHAFT,B/C *-----* OR 22432-1180 1 1 *-----* : 114. P: SHAFT,B/C *-----* OR 22432-1190 1 1 *-----* : 114. Q: SHAFT,B/C *-----* OR 22432-1200 1 1 *-----* : 114. R: SHAFT,B/C *-----* OR 22432-1210 1 1 *-----* : 114. S: SHAFT,B/C *-----* OR 22432-1220 1 1 *-----* : 114. T: SHAFT,B/C *-----* OR 22432-1230 1 1 *-----* : 115. : DIAPHRAGM SUB ASSY,B/C *-----* 22031-1050 1 1 *-----* : 116. : SHAFT,B/C *-----* 22432-1240 1 1 *-----* : 117. : NUT *-----* 22821-2380 1 1 *-----* : 118. : SPRING,B/C *-----* 22433-1100 1 1 *-----* : 119. : GASKET *-----* 22843-1920 2 2 *-----* : 120. : COVER,B/C *-----* 22435-1060 1 1	(MAKER NAME DIESEL	KIKI)	MAKER	PART NO.											
					159274-1220											
					159274-1320											
					159274-1420											
					159274-1520											
					159274-1620											
					159274-1720											
					159274-1820											
					159274-1920											
					154400-8521											
					154406-5500											
					013030-6010											
					154402-4200											
					154352-0700											
					154404-3600											



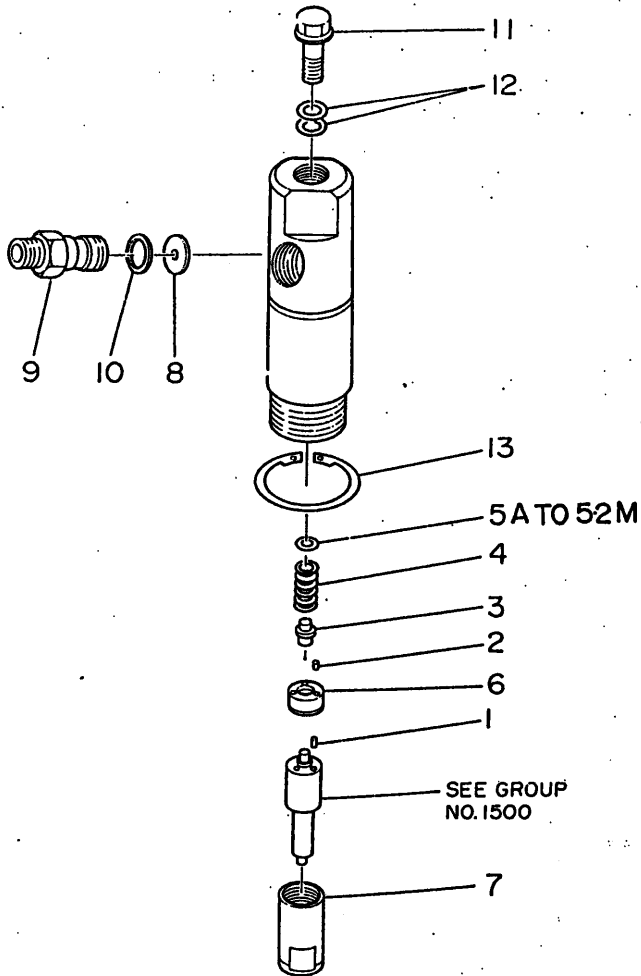
PART NUMBER	Q U A N T I T Y										REVISION					
	A	B	C	D	E	F	G	H	I	J	K	L	M	N	O	REF.CODE
	(MAKER NAME DIESEL KIKI)										MAKER	PART NO.				
----- : 121. : *-----*	BOLT															
6 073 13638 0	1	1														20106-204
----- : 122. : *-----*	BOLT															
22811-2580	2	2														090573-0050
----- : 123. : *-----*	WASHER,SPECIAL															
22873-1420	2	2														14110-644
----- : 124. : *-----*	GASKET															
22843-1450	1	1														26506-104
----- : 125. : *-----*	BOLT															
22811-2400	1	1														29010-601
----- : 126. : *-----*	BOLT															
6 073 13638 0	3	3														20106-204
----- : 127. : *-----*	BOLT															
22811-1080	1	1														29731-018
----- : 128. : *-----*	GASKET															
22843-1040	2	2														26510-134
----- : 129. : *-----*	GASKET															
22843-2210	1	1														154406-5600
----- : 130. : *-----*	GASKET															
22843-2220	1	1														154412-8700
----- : 131. : *-----*	WASHER,PLAIN															
22863-1780	1	1														014010-5140
----- : 132. : *-----*	WASHER,SPECIAL															
22873-1350	1	1														29331-804
----- : 133. : *-----*	PLUG,SCREW															
22841-2110	1	1														154406-5800
----- : 134. : *-----*	WASHER,SPECIAL															
22873-1420	1	1														14110-644

PART NUMBER	Q U A N T I T Y										REVISION					
	A	B	C	D	E	F	G	H	I	J	K	L	M	N	O	REF.CODE
	(MAKER NAME DIESEL KIKI)										MAKER	PART NO.				
----- : 135. : *-----*	NUT															
22821-1590	1	1														23040-604
----- : 136. : *-----*	PLUG,SCREW															
22841-2120	1	1														154404-4800
----- : 137. : *-----*	NUT															
22821-1170	1	1														154035-1600
----- : 138. : *-----*	PLUG,SCREW															
22841-2130	1	1														154404-4400
----- : 139. : *-----*	NUT															
22821-1590	1	1														23040-604
----- : 140. : *-----*	GASKET															
22843-1450	2	2														26506-104
----- : 141. : *-----*	ACTUATOR ASSY,IDLE UP															
22470-1070	1	1														
----- : 142. : *-----*	BRACKET SUB ASSY															
22044-1080	1	1														159226-1720
----- : 143. : *-----*	LEVER SUB ASSY,INNER															
22045-1070	1	1														159226-1020
----- : 144. : *-----*	SPRING,RETURN															
22341-2350	1	1														159225-9300
----- : 145. : *-----*	PLATE,SPG															
22392-1030	1	1														16010-084

1-A6

1590-1530V HOLDER, NOZZLE

1530V
I-NO.20



1590-1530V HOLDER, NOZZLE

1590-1530V HOLDER, NOZZLE

PART NUMBER	Q U A N T I T Y										REVISION				
	A	B	C	D	E	F	G	H	I	J	K	L	M	N	O
	(MAKER NAME DIESEL KIKI)										MAKER PART NO.				
ASSY PARTS 23620-1461	HOLDER ASSY, NOZZLE										*	(DIESEL KIKI) I-NO.20			
1. 23622-1070	PIN, NOZZLE DOWEL										2	150508-3300			
2. 23622-1080	PIN, NOZZLE DOWEL										2	150525-1700			
3. 23616-1190	PIN, NOZZLE HOLDER PRESS										1	150550-4700			
4. 23615-1180	SPRING, NOZZLE										1	150562-1700			
5. A 22881-7610	SHIM										AR	(T=0.50)			
5. B 22881-7770	SHIM										AR				
5. C 22881-7620	SHIM										AR	(T=0.55)			
5. D 22881-7780	SHIM										AR				
5. E 22881-7630	SHIM										AR	(T=0.60)			
5. F 22881-7790	SHIM										AR				
5. G 22881-7640	SHIM										AR	(T=0.65)			
5. H 22881-7800	SHIM										AR				
5. J 22881-7650	SHIM										AR	(T=0.70)			

PART NUMBER	Q U A N T I T Y										REVISION				
	A	B	C	D	E	F	G	H	I	J	K	L	M	N	O
	(MAKER NAME DIESEL KIKI)										MAKER PART NO.				
5. K 22881-7810	SHIM										AR				
5. L 22881-7660	SHIM										AR	(T=0.75)			
5. M 22881-7820	SHIM										AR				
5. N 22881-7670	SHIM										AR	(T=0.80)			
5. P 22881-7830	SHIM										AR				
5. Q 22881-7680	SHIM										AR	(T=0.85)			
5. R 22881-7840	SHIM										AR				
5. S 22881-7690	SHIM										AR	(T=0.90)			
5. T 22881-7850	SHIM										AR				
5. U 22881-7700	SHIM										AR	(T=0.95)			
5. V 22881-7860	SHIM										AR				
5. W 22881-7870	SHIM										AR				
5. X 22881-7880	SHIM										AR				
5. Y 22881-7890	SHIM										AR				



1-C6

1590-1530V HOLDER, NOZZLE

1590-1530V HOLDER, NOZZLE

PART NUMBER	Q U A N T I T Y							REVISION
	A	B	C	D	E	F	G H I J K L M N O	REF. CODE
----- : 5. Z: SHIM *-----* 22881-7900 AR	(MAKER NAME DIESEL KIKI) MAKER PART NO.							
----- : 5.1 A: SHIM *-----* 22881-7910 AR								
----- : 5.1 B: SHIM *-----* 22881-7920 AR								
----- : 5.1 C: SHIM *-----* 22881-7930 AR								
----- : 5.1 D: SHIM *-----* 22881-7940 AR								
----- : 5.1 E: SHIM *-----* 22881-7950 AR								
----- : 5.1 F: SHIM *-----* 22881-7960 AR								
----- : 5.1 G: SHIM *-----* 22881-7970 AR								
----- : 5.1 H: SHIM *-----* 22881-7980 AR								
----- : 5.1 J: SHIM *-----* 22881-7990 AR								
----- : 5.1 K: SHIM *-----* 22881-8000 AR								
----- : 5.1 L: SHIM *-----* 22881-8010 AR								
----- : 5.1 M: SHIM *-----* 22881-8020 AR								
----- : 5.1 N: SHIM *-----* 22881-8030 AR								

PART NUMBER	Q U A N T I T Y							REVISION
	A	B	C	D	E	F	G H I J K L M N O	REF. CODE
----- : 5.1 P: SHIM *-----* 22881-8040 AR	(MAKER NAME DIESEL KIKI) MAKER PART NO.							
----- : 5.1 Q: SHIM *-----* 22881-8050 AR								
----- : 5.1 R: SHIM *-----* 22881-8060 AR								
----- : 5.1 S: SHIM *-----* 22881-8070 AR								
----- : 5.1 T: SHIM *-----* 22881-8080 AR								
----- : 5.1 U: SHIM *-----* 22881-8090 AR								
----- : 5.1 V: SHIM *-----* 22881-8100 AR								
----- : 5.1 W: SHIM *-----* 22881-8110 AR								
----- : 5.1 X: SHIM *-----* 22881-8120 AR								
----- : 5.1 Y: SHIM *-----* 22881-8130 AR								
----- : 5.1 Z: SHIM *-----* 22881-8140 AR								
----- : 5.2 A: SHIM *-----* 22881-8150 AR								
----- : 5.2 B: SHIM *-----* 22881-8160 AR								
----- : 5.2 C: SHIM *-----* 22881-8170 AR								



1590-1530V HOLDER, NOZZLE

1590-1530V HOLDER, NOZZLE

PART NUMBER	Q U A N T I T Y										REVISION				
	A	B	C	D	E	F	G	H	I	J	K	L	M	N	O

: 5.2 D:	SHIM														

22881-8180	AR														

: 5.2 E:	SHIM														

22881-8190	AR														

: 5.2 F:	SHIM														

22881-8200	AR														

: 5.2 G:	SHIM														

22881-8210	AR														

: 5.2 H:	SHIM														

22881-8220	AR														

: 5.2 J:	SHIM														

22881-8230	AR														

: 5.2 K:	SHIM														

22881-8240	AR														

: 5.2 L:	SHIM														

22881-8250	AR														

: 5.2 M:	SHIM														

22881-8260	AR														

: 6.:	DISTANCE PIECE														

23617-1560	1										150524-4300				

: 7.:	NUT NOZZLE RETAINING														

23633-1230	1										150650-7900				

: 8.:	GASKET, INLET CONNECTOR														

23621-1080	1										029300-3100				

: 9.:	INLET CONNECTOR														

23611-1211	1										150645-7300				

: 10.:	RING, PACKING														

23667-1090	1										150619-0500				

PART NUMBER	Q U A N T I T Y										REVISION				
	A	B	C	D	E	F	G	H	I	J	K	L	M	N	O

: 11.:	BOLT, JOINT														

22831-1410	1										150615-1801				

: 12.:	GASKET														

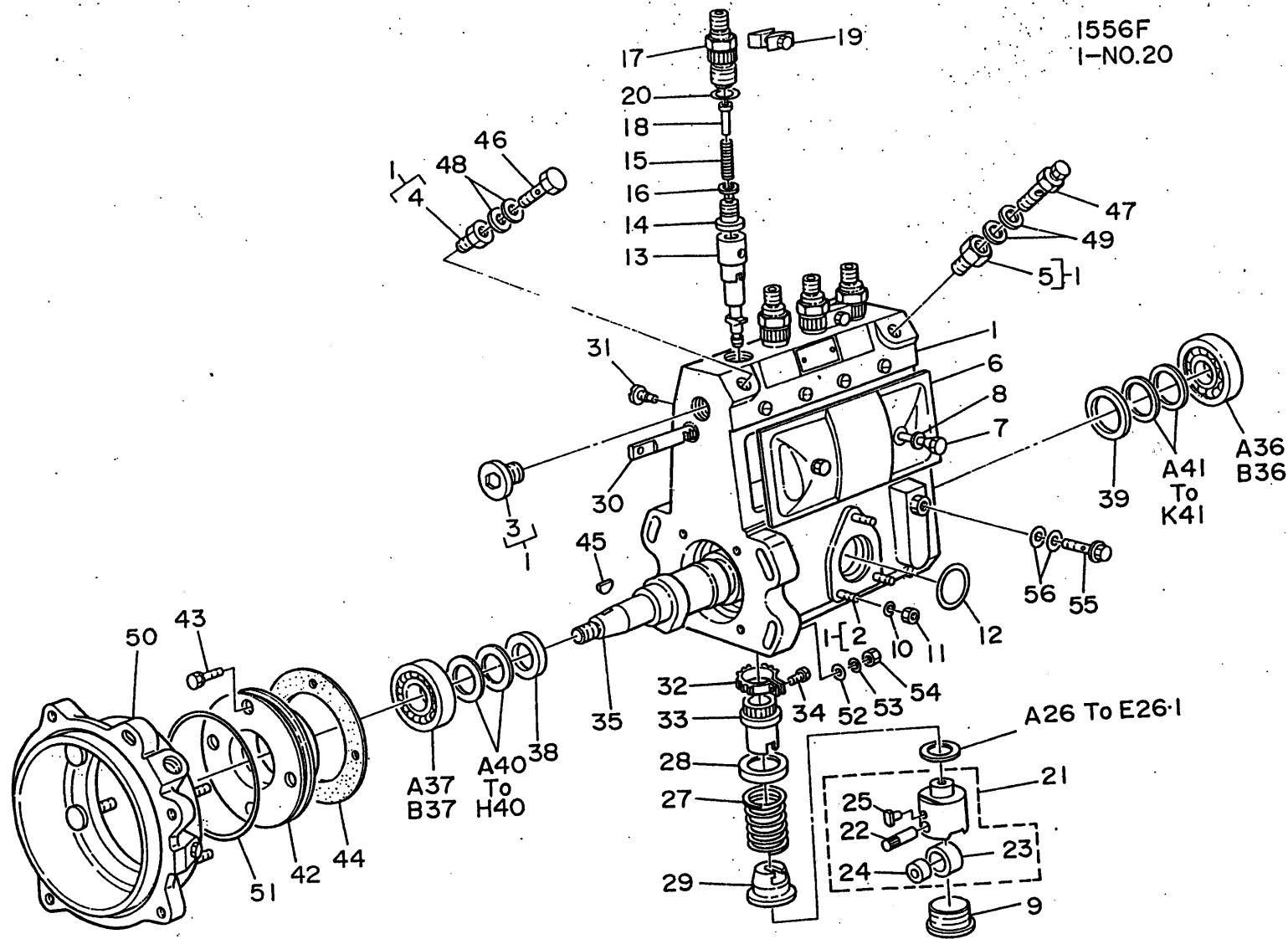
22843-1870	2										150623-3700				

: 13.:	RING, RETAINER														

22883-1080	1										150640-3900				

1-E6

1590-1556F PUMP BODY, FUEL INJECTION



1590-1556F PUMP BODY, FUEL INJECTION

1590-1556F PUMP BODY, FUEL INJECTION

PART NUMBER	Q U A N T I T Y										REVISION				
	A	B	C	D	E	F	G	H	I	J	K	L	M	N	O
	(MAKER NAME DIESEL KIKI) MAKER PART NO.														
-----	BODY ASSY, INJ PUMP														
ASSY PARTS:											I-NO.20				
22100-2622	* (THIS ITEM IS NOT SUPPLIED IN ASSEMBLY)														
-----	HOUSING SUB ASSY, INJ PUMP														
1.															
22101-2071	1										131063-7720				
-----	STUD														
2.															
6 306 12011 0	3										29040-602				
-----	PLUG, SCREW														
3.															
22841-1930	1										134026-0000				
-----	ADAPTER														
4.															
22131-1020	1										31002-270				
-----	ADAPTER														
5.															
22131-1010	1										31002-410				
-----	COVER SUB ASSY, INJ PUMP														
6.															
22102-1250	1										131028-6220				
-----	BOLT														
7.															
22811-2070	2										31017-100				
-----	GASKET														
8.															
22843-1260	2										29340-601				
-----	PLUG, SCREW														
9.															
22841-1910	4										131034-1401				
-----	WASHER, SPECIAL														
10.															
22873-1420	3										14110-644				
-----	NUT														
11.															
22821-1850	3										013020-6040				
-----	O-RING														
12.															
22813-1090	1										29633-101				
-----	ELEMENT SUB ASSY, INJ PUMP														
13.															
22104-1950	4										131152-5320				

PART NUMBER	Q U A N T I T Y										REVISION				
	A	B	C	D	E	F	G	H	I	J	K	L	M	N	O
	(MAKER NAME DIESEL KIKI) MAKER PART NO.														
-----	VALVE SUB ASSY, DELIVERY														
14.															
22103-1660	4										131110-7620				
-----	SPRING, DELIVERY VALVE														
15.															
22125-1150	4										131112-3600				
-----	GASKET														
16.															
22843-1990	4										131115-1600				
-----	HOLDER SUB ASSY, DELIVERY														
17.															
22108-1160	4										131116-7600				
-----	STOPPER, DELIVERY VALVE														
18.															
22117-1090	4										131117-2300				
-----	PLATE SUB ASSY, VALVE HOLDER LOCK														
19.															
22109-1010	2										31122-032				
-----	O-RING														
20.															
22813-1370	4										29632-003				
-----	TAPPET SUB ASSY, INJ PUMP														
21.															
22105-1320	4										131200-2820				
-----	TAPPET SUB ASSY, INJ PUMP														
22.															
22105-1330	4										131203-0800				
-----	TAPPET SUB ASSY, INJ PUMP														
23.															
22105-1230	4										31204-100				

24.															
6 073 12073 1	4										131205-0500				
-----	TAPPET SUB ASSY, INJ PUMP														
25.															
22105-1080	4										31206-020				
-----	SHIM														
A 26.															
22881-1400	AR										(T=0.3)				
-----	SHIM														
B 26.															
22881-1410	AR										(T=0.4)				



1-G6

1590-1556F PUMP BODY, FUEL INJECTION

1590-1556F PUMP BODY, FUEL INJECTION

PART NUMBER	QUANTITY										REVISION					
	A	B	C	D	E	F	G	H	I	J	K	L	M	N	O	REF.CODE

:C 26. : SHIM																

22881-1420	AR															(T=0.5)

:D 26. : SHIM																

22881-1430	AR															(T=0.6)

:E 26. : SHIM, T = 0.70																

6 033 13198 0	AR															29311-006

:F 26. : SHIM																

22881-1440	AR															(T=0.8)

:G 26. : SHIM																

22881-1450	AR															(T=0.9)

:H 26. : SHIM																

22881-1460	AR															(T=1.0)

:J 26. : SHIM																

22881-1470	AR															(T=1.1)

:K 26. : SHIM																

22881-1480	AR															(T=1.2)

:L 26. : SHIM																

22881-1490	AR															(T=1.3)

:M 26. : SHIM																

22881-1500	AR															(T=1.4)

:N 26. : SHIM																

22881-1510	AR															(T=0.55)

:P 26. : SHIM																

22881-1520	AR															(T=0.65)

:Q 26. : SHIM																

22881-1530	AR															(T=0.75)

:R 26. : SHIM																

22881-1540	AR															(T=0.85)

PART NUMBER	QUANTITY										REVISION					
	A	B	C	D	E	F	G	H	I	J	K	L	M	N	O	REF.CODE

:S 26. : SHIM																

22881-1550	AR															(T=0.95)

:T 26. : SHIM																

22881-1560	AR															(T=1.05)

:U 26. : SHIM																

22881-1570	AR															(T=1.15)

:V 26. : SHIM																

22881-1580	AR															(T=1.25)

:W 26. : SHIM																

22881-5050	AR															(T= 1.5)

:X 26. : SHIM																

22881-5060	AR															(T= 1.6)

:Y 26. : SHIM																

22881-1590	AR															(T=0.2)

:Z 26. : SHIM																

22881-1600	AR															(T=0.25)

:A 26.1 : SHIM																

22881-1610	AR															(T=0.35)

:B 26.1 : SHIM																

22881-1620	AR															(T=0.45)

:C 26.1 : SHIM																

22881-5070	AR															(T= 1.35)

:D 26.1 : SHIM																

22881-5080	AR															(T= 1.45)

:E 26.1 : SHIM																

22881-5090	AR															(T= 1.55)

: 27. : SPRING,PUMP PLUNGER																

22121-1200	4															131215-2300



1590-1556F PUMP BODY, FUEL INJECTION

1590-1556F PUMP BODY, FUEL INJECTION

PART NUMBER	Q U A N T I T Y										REVISION					
	A	B	C	D	E	F	G	H	I	J	K	L	M	N	O	REF.CODE
----- : 28. : *-----*	SEAT, PLUNGER SPG, UPR			KIKI) MAKER			PART NO.						
22119-1020	4															31216-010
----- : 29. : *-----*	SEAT, PLUNGER SPG, LWR			KIKI) MAKER			PART NO.						
22122-1010	4															31217-020
----- : 30. : *-----*	RACK, CONTROL			KIKI) MAKER			PART NO.						
22113-1380	1															131254-0000
----- : 31. : *-----*	BOLT			KIKI) MAKER			PART NO.						
22811-2020	1															31226-030
----- : 32. : *-----*	PINION, PLUNGER CONTROL			KIKI) MAKER			PART NO.						
22128-1010	4															090157-0010
----- : 33. : *-----*	SLEEVE, PLUNGER CONTROL			KIKI) MAKER			PART NO.						
22118-1030	4															31241-070
----- : 34. : *-----*	BOLT			KIKI) MAKER			PART NO.						
22811-1960	4															31242-010
----- : 35. : *-----*	CAMSHAFT ASSY			KIKI) MAKER			PART NO.						
22160-1081	1															131361-1300
----- : A 36. : *-----*	BEARING, TAPERED ROLLER			KIKI) MAKER			PART NO.						
OR 9884-25104	1															16630-203
----- : B 36. : *-----*	BEARING			KIKI) MAKER			PART NO.						
OR 22833-1190	1															28201-702
----- : A 37. : *-----*	BEARING, TAPERED ROLLER			KIKI) MAKER			PART NO.						
OR 9884-25103	1															16640-203
----- : B 37. : *-----*	BEARING, TAPER ROLLER			KIKI) MAKER			PART NO.						
OR 6 073 12240 0	1															28202-002
----- : 38. : *-----*	PLATE, CAMSHAFT SHIM			KIKI) MAKER			PART NO.						
22129-1010	1															31302-130
----- : 39. : *-----*	O-RING			KIKI) MAKER			PART NO.						
22813-1500	1															31302-030

PART NUMBER	Q U A N T I T Y										REVISION					
	A	B	C	D	E	F	G	H	I	J	K	L	M	N	O	REF.CODE
----- : A 40. : *-----*	SHIM			KIKI) MAKER			PART NO.						
22881-1630	AR															(T=0.1)
----- : B 40. : *-----*	SHIM			KIKI) MAKER			PART NO.						
22881-1640	AR															(T=0.12)
----- : C 40. : *-----*	SHIM			KIKI) MAKER			PART NO.						
22881-1650	AR															(T=0.14)
----- : D 40. : *-----*	SHIM			KIKI) MAKER			PART NO.						
22881-1660	AR															(T=0.16)
----- : E 40. : *-----*	SHIM			KIKI) MAKER			PART NO.						
22881-1670	AR															(T=0.18)
----- : F 40. : *-----*	SHIM			KIKI) MAKER			PART NO.						
22881-1680	AR															(T=0.3)
----- : G 40. : *-----*	SHIM			KIKI) MAKER			PART NO.						
22881-1690	AR															(T=0.5)
----- : H 40. : *-----*	SHIM			KIKI) MAKER			PART NO.						
22881-1700	AR															(T=1.0)
----- : A 41. : *-----*	PLATE, CAMSHAFT SHIM			KIKI) MAKER			PART NO.						
22129-1050	AR															29311-701
----- : B 41. : *-----*	PLATE, CAMSHAFT SHIM			KIKI) MAKER			PART NO.						
22129-1060	AR															29311-702
----- : C 41. : *-----*	PLATE, CAMSHAFT SHIM			KIKI) MAKER			PART NO.						
22129-1070	AR															29311-703
----- : D 41. : *-----*	PLATE, CAMSHAFT SHIM			KIKI) MAKER			PART NO.						
22129-1080	AR															29311-704
----- : E 41. : *-----*	PLATE, CAMSHAFT SHIM			KIKI) MAKER			PART NO.						
22129-1090	AR															29311-705
----- : F 41. : *-----*	PLATE, CAMSHAFT SHIM			KIKI) MAKER			PART NO.						
22129-1100	AR															29311-706



1590-1556F PUMP BODY, FUEL INJECTION

PART NUMBER	Q U A N T I T Y										REVISION					
	A	B	C	D	E	F	G	H	I	J	K	L	M	N	O	REF. CODE
	(MAKER NAME DIESEL			KIKI)			MAKER	PART NO.					

:G 41.:	SHIM															

22881-4110	AR									(T= 1.00)			

:H 41.:	PLATE,CAMSHAFT SHIM															

22129-1040	AR									29311-709						

:J 41.:	SHIM															

22881-4120	AR									(T= 0.70)			

:K 41.:	SHIM															

22881-2040	AR									(T=1.4)			

: 42.:	COVER,BRG															

22111-1460	1									131330-1200						

: 43.:	BOLT															

22811-1170	4									29010-681						

: 44.:	WASHER,PLAIN															

22863-1680	1									131321-1600						

: 45.:	KEY															

22891-1120	1									02580-1310						

: 46.:	BOLT,JOINT															

22831-1210	1									29731-468						

: 47.:	VALVE SUB ASSY,OVER FLOW															

22107-1240	1									131424-5720						

: 48.:	WASHER,SOFT															

9659-14104	2									39514-010						

: 49.:	WASHER,SOFT															

9659-12111	2									39512-010						

: 50.:	COVER SUB ASSY,TIMER															

22501-1020	1									131459-8721						

: 51.:	O-RING															

22813-1560	1									029637-5030						

1590-1556F PUMP BODY, FUEL INJECTION

PART NUMBER	Q U A N T I T Y										REVISION					
	A	B	C	D	E	F	G	H	I	J	K	L	M	N	O	REF. CODE
	(MAKER NAME DIESEL			KIKI)			MAKER	PART NO.					

: 52.:	WASHER,PLAIN															

22863-1010	4									029320-5020						

: 53.:	WASHER,SPECIAL															

22873-1530	4									14111-044						

: 54.:	NUT															

22821-2290	4									131465-0000						

: 55.:	BOLT,JOINT															

22831-1170	1									34430-020						

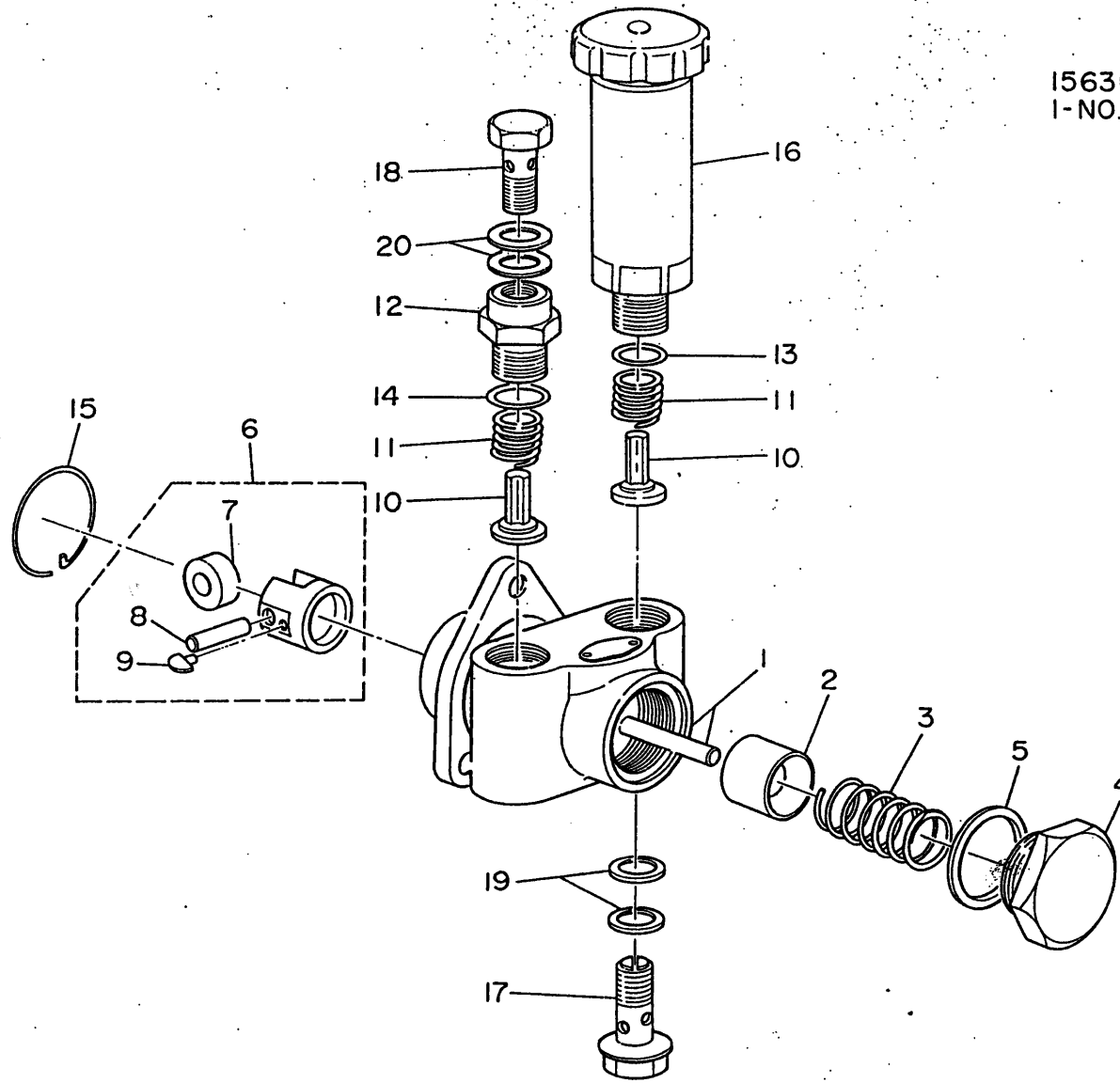
: 56.:	WASHER,SOFT															

9659-10105	2									949010 2530						

I-Jo

1590-1563D PUMP, FUEL FEED

1563D
I-NO.20



1-K6

1590-1563D PUMP, FUEL FEED

PART NUMBER	Q U A N T I T Y										REVISION				
	A	B	C	D	E	F	G	H	I	J	K	L	M	N	O
----- : ASSY PARTS : *-----* 22560-1630	(MAKER NAME DIESEL KIKI) MAKER PART NO.										I-NO.20				
----- : 1. : *-----* 22565-1230	PUMP ASSY, FUEL FEED * ROD, FEED PUMP PUSH 1										105220-5300 152003-0620				
----- : 2. : *-----* 22566-1010	PISTON, FEED PUMP 1										52100-112				
----- : 3. : *-----* 22567-1080	SPRING, FEED PUMP PISTON 1										52102-030				
----- : 4. : *-----* 22841-1330	PLUS, SCREW 1										52105-020				
----- : 5. : *-----* 22843-1220	GASKET 1										29332-603				
----- : 6. : *-----* 22568-1040	TAPPET, FEED PUMP 1										52111-282				
----- : 7. : *-----* 22568-1060	TAPPET, FEED PUMP 1										52112-010				
----- : 8. : *-----* 22571-1030	PIN, FEED PUMP TAPPET ROLLER 1										52113-070				
----- : 9. : *-----* 22572-1110	BLOCK, FEED PUMP TAPPET SLIDING 2										152114-0400				
----- : 10. : *-----* 22563-1060	VALVE, FEED PUMP CHECK 2										52115-020				
----- : 11. : *-----* 22562-1010	SPRING, FEED PUMP CHECK VALVE 2										52116-020				
----- : 12. : *-----* 22573-1010	CONNECTOR 1										52118-090				
----- : 13. : *-----* 22813-1460	O-RING 1										29631-606				

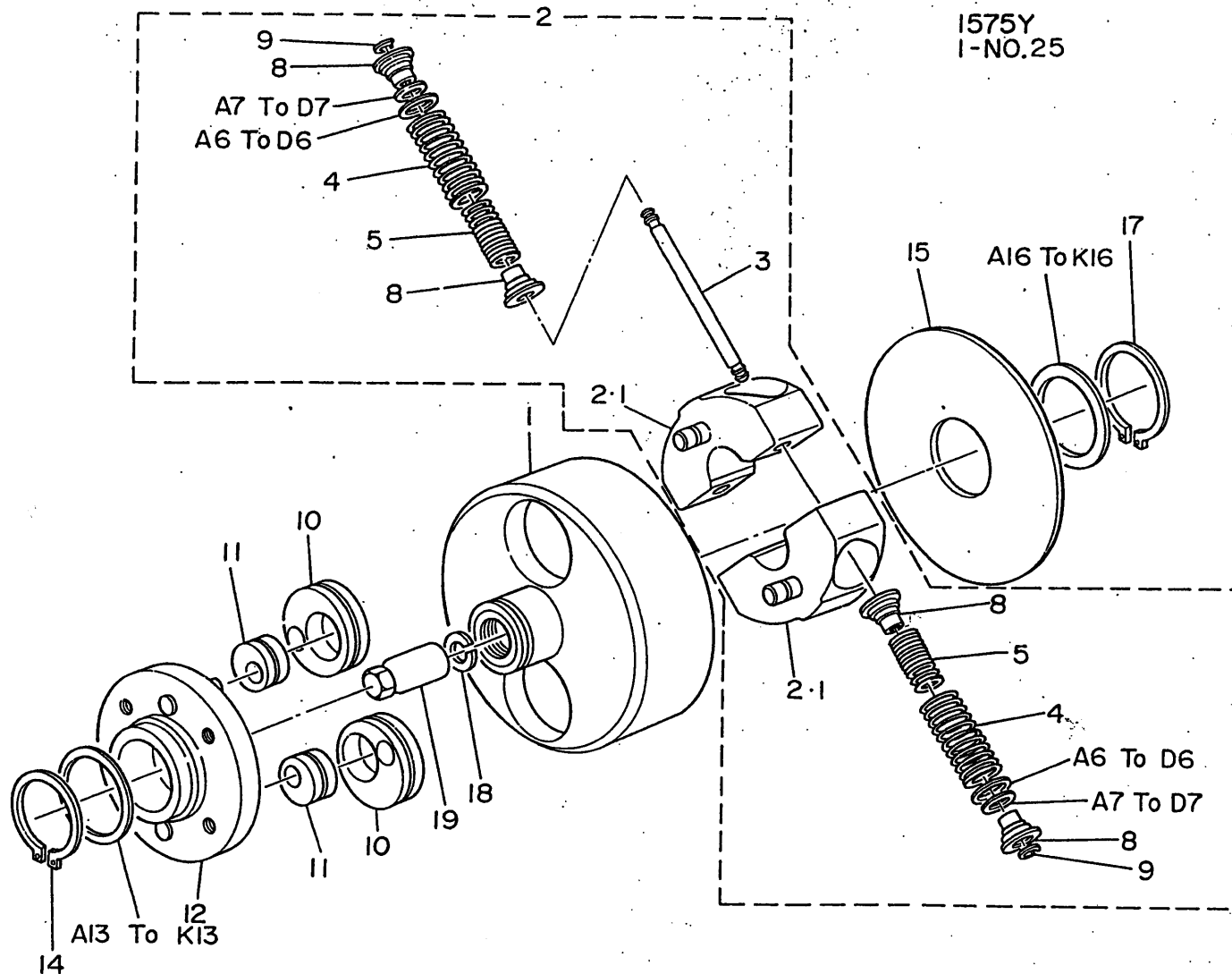
1590-1563D PUMP, FUEL FEED

PART NUMBER	Q U A N T I T Y										REVISION				
	A	B	C	D	E	F	G	H	I	J	K	L	M	N	O
----- : 14. : *-----* 22813-1460	(MAKER NAME DIESEL KIKI) MAKER PART NO.														
----- : 15. : *-----* 22568-1100	O-RING 1 TAPPET, FEED PUMP 1										29631-606 52121-020				
----- : 16. : *-----* 22561-1060	COVER, PRIMING PUMP 1										152200-5420				
----- : 17. : *-----* 22831-1610	BOLT, JOINT 1										152300-5020				
----- : 18. : *-----* 22831-1210	BOLT, JOINT 1										29731-468				
----- : 19. : *-----* 9659-14104	WASHER, SOFT 2										39514-010				
----- : 20. : *-----* 9659-14104	WASHER, SOFT 2										39514-010				

1-A7

1590-1575Y TIMER, AUTOMATIC

1575Y
I-NO.25



1-B7

1590-1575Y TIMER, AUTOMATIC

1590-1575Y TIMER, AUTOMATIC

PART NUMBER	Q U A N T I T Y										REVISION				
	A	B	C	D	E	F	G	H	I	J	K	L	M	N	O
	(MAKER NAME DIESEL KIKI)										MAKER PART NO.				
-----	TIMER ASSY. AUTO														
:ASSY PARTS:															

22500-2100	*											105676-0230	I-NO.25		
-----	FLANGE, TIMER DRIVING														
: 1. :	1											156700-0800			

22513-1870	1											156700-0800			
-----	WEIGHT, TIMER														
: 2. :	1											156730-0720			

22514-1660	1											156730-0720			
-----	WEIGHT, TIMER														
: 2.1 :	2											156722-9420			

22514-1700	2											156722-9420			
-----	ROD, TIMER WEIGHT														
: 3. :	2											156726-0200			

22535-1050	2											156726-0200			
-----	SPRING, TIMER														
: 4. :	4											156724-2800			

22515-2120	4											156724-2800			
-----	SPRING, TIMER														
: 5. :	4											156724-2900			

22515-2150	4											156724-2900			
-----	SHIM														
: A 6. :	AR											(T= 0.10)		

22881-5100	AR											(T= 0.10)		
-----	SHIM														
: B 6. :	AR											(T= 0.30)		

22881-5110	AR											(T= 0.30)		
-----	SHIM														
: C 6. :	AR											(T= 0.50)		

22881-5120	AR											(T= 0.50)		
-----	SHIM														
: D 6. :	AR											(T= 1.00)		

22881-5130	AR											(T= 1.00)		
-----	SHIM														
: A 7. :	AR											(T= 0.50)		

22881-5140	AR											(T= 0.50)		
-----	SHIM														
: B 7. :	AR											(T= 1.00)		

22881-5150	AR											(T= 1.00)		
-----	SHIM														
: C 7. :	AR											(T=0.1)		

22881-7250	AR											(T=0.1)		

PART NUMBER	Q U A N T I T Y										REVISION				
	A	B	C	D	E	F	G	H	I	J	K	L	M	N	O
	(MAKER NAME DIESEL KIKI)										MAKER PART NO.				
-----	SHIM														
: D 7. :	AR											(T=0.3)		

22881-7260	AR											(T=0.3)		
-----	SEAT, TIMER SPG														
: 8. :	8											156727-0400			

22517-1190	8											156727-0400			
-----	RING, CAMSHAFT ADJ														
: 9. :	4											156809-0300			

22124-1140	4											156809-0300			
-----	CAM, TIMER														
: 10. :	2											156703-0500			

22545-1110	2											156703-0500			
-----	CAM, TIMER														
: 11. :	2											156703-0600			

22545-1120	2											156703-0600			
-----	FLANGE, TIMER DRIVING														
: 12. :	1											156701-0420			

22513-1840	1											156701-0420			
-----	SHIM														
: A 13. :	AR											(T= 0.10)		

22881-5260	AR											(T= 0.10)		
-----	SHIM														
: B 13. :	AR											(T= 0.12)		

22881-5270	AR											(T= 0.12)		
-----	SHIM														
: C 13. :	AR											(T= 0.14)		

22881-5280	AR											(T= 0.14)		
-----	SHIM														
: D 13. :	AR											(T= 0.16)		

22881-5290	AR											(T= 0.16)		
-----	SHIM														
: E 13. :	AR											(T= 0.18)		

22881-5300	AR											(T= 0.18)		
-----	SHIM														
: F 13. :	AR											(T= 0.90)		

22881-5310	AR											(T= 0.90)		
-----	SHIM														
: G 13. :	AR											(T= 1.10)		

22881-5320	AR											(T= 1.10)		
-----	SHIM														
: H 13. :	AR											(T= 1.30)		

22881-5330	AR											(T= 1.30)		



PART NUMBER	Q U A N T I T Y										REVISION					
	A	B	C	D	E	F	G	H	I	J	K	L	M	N	O	REF.CODE
	(MAKER NAME DIESEL KIKI)										MAKER	PART NO.				

:J 13.:	SHIM															

22881-5340	AR															

:K 13.:	SHIM															

22881-5350	AR															

: 14.:	RING,RETAINER															

22883-1140	1															

: 15.:	COVER,TIMER															

22512-1420	1															

:A 16.:	SHIM															

22881-5260	AR															

:B 16.:	SHIM															

22881-5270	AR															

:C 16.:	SHIM															

22881-5280	AR															

:D 16.:	SHIM															

22881-5290	AR															

:E 16.:	SHIM															

22881-5300	AR															

:F 16.:	SHIM															

22881-5310	AR															

:G 16.:	SHIM															

22881-5320	AR															

:H 16.:	SHIM															

22881-5330	AR															

:J 16.:	SHIM															

22881-5340	AR															

:K 16.:	SHIM															

22881-5350	AR															

PART NUMBER	Q U A N T I T Y										REVISION					
	A	B	C	D	E	F	G	H	I	J	K	L	M	N	O	REF.CODE
	(MAKER NAME DIESEL KIKI)										MAKER	PART NO.				

: 17.:	RING,RETAINER															

22883-1140	1															

: 18.:	WASHER,SPECIAL															

22873-1700	1															

: 19.:	BOLT															

22811-4220	1															

1-D7

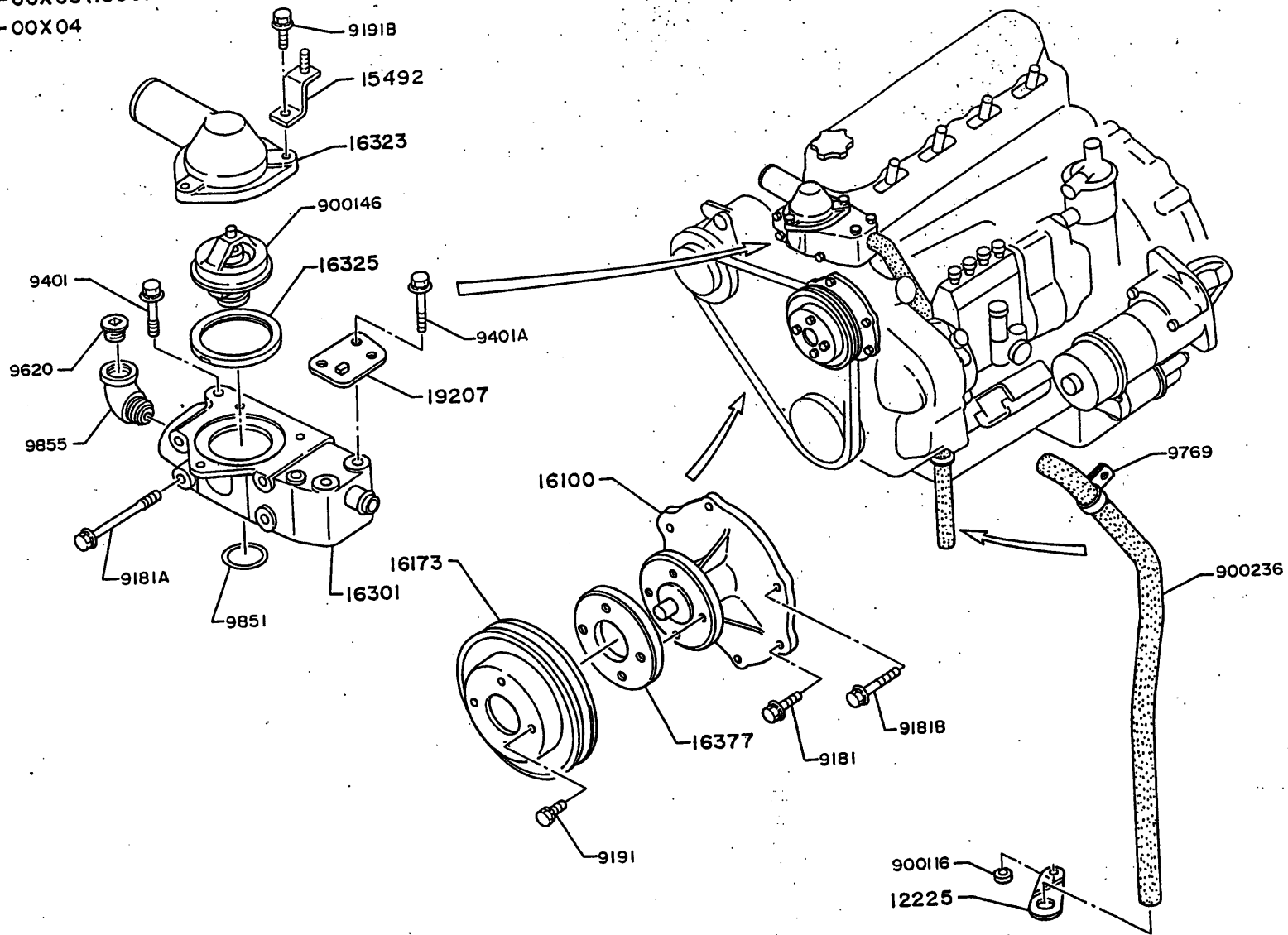
1600

COOLING SYSTEM

(RB145KA (AEA, AGA))

ME11-044-00X05 (1600)

ME11-038-00X04



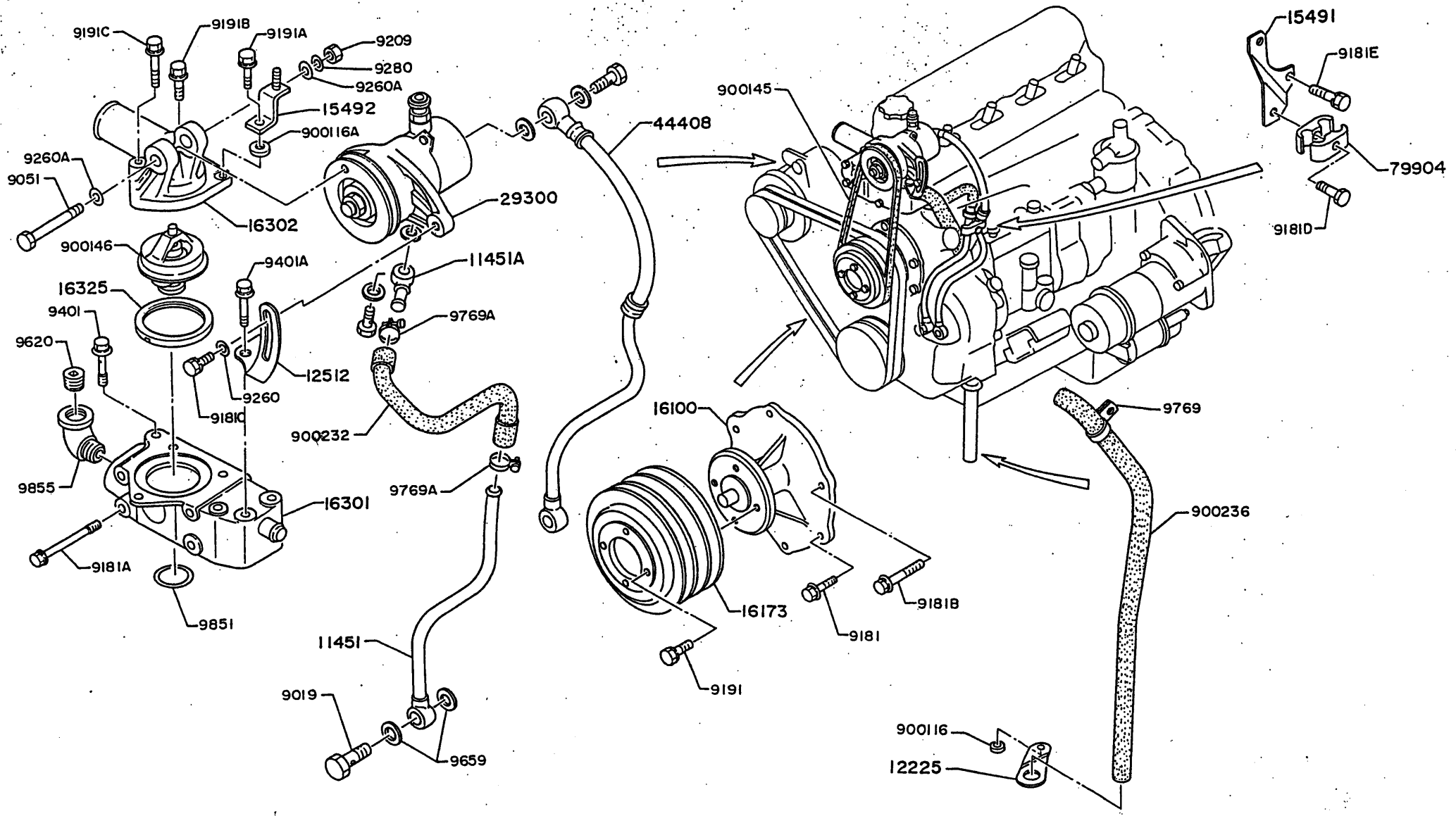
1600-A



ME11-038-00X05 (1600)

1600 COOLING SYSTEM

(RB145KA (AGK, AGN, AHA, AKA, ANA))



1600

COOLING SYSTEM

PART NUMBER	QUANTITY															REVISION
	A	B	C	D	E	F	G	H	I	J	K	L	M	N	O	REF. CODE
A RB145KA(AEA,AGA)																
B RB145KA-AGN																
C RB145KA(AHA,AKA,ANA)																
D RB145KA-AGK																

: 11451 : PIPE,OIL																

11451-1141 - 1 1 1																

: 11451 A : PIPE,OIL																

11451-1151 - 1 1 1																

: 12225 : FLANGE,VENT																

12225-1041 1 1 1 1																

: 12512 : BRACE,GEN																

12512-2510 - 1 1 1																

: 15491 : BRACKET,PIPE																

15491-3390 - 1 1 1																

: 15492 : HOLDER,CLIP																

(79993-4940) 1 1 1 1																

V 01 15492-3730 1 1 1 1																

: 16100 : PUMP ASSY,COOLANT																

16100-2342 1 - - -																
(16100-2520) (COMPONENTS, SEE GROUP NO. 1690-1659N OR LOCATION NO.1-J7)																

V 02 16100-2521 (COMPONENTS, SEE GROUP NO. 1690-1659N OR LOCATION NO.1-J7)																W06E0313

: 16173 : PULLEY,COOLANT PUMP																

16173-2110 1 - - -																

16173-2360 - 1 1 1																

: 16301 : CASE SUB ASSY,THERMOSTAT																

16301-1130 1 1 1 1																

: 16302 : COVER SUB ASSY,THERMOSTAT CASE																

16302-1011 - 1 1 1																

: 16323 : COVER,THERMOSTAT CASE																

16323-1370 1 - - -																



1600

COOLING SYSTEM

PART NUMBER	QUANTITY															REVISION
	A	B	C	D	E	F	G	H	I	J	K	L	M	N	O	REF. CODE

: 16325 : GASKET,THERMOSTAT																

16325-1280 1 1 1 1																

: 16377 : SPACER,FAN PULLEY																

16377-1580 1 - - -																

: 19207 : BRACKET SUB ASSY,MAGNETIC VALVE																

19207-1130 1 - - -																

: 29300 : PUMP ASSY,VACUUM																

(29300-1280) - 1 1 1																
(COMPONENTS, SEE GROUP NO. 1690-1810A OR LOCATION NO.1-K7)																

V 02 29300-1281 - 1 1 1																
(COMPONENTS, SEE GROUP NO. 1690-1810A OR LOCATION NO.1-K7)																

: 44408 : HOSE SUB ASSY,OIL																

(44408-1760) - 1 1 1																

V 02 44408-1761 - 1 1 1																

: 79904 : CLIP SUB ASSY																

79904-1021 - 2 2 2																

: 900116 : SPACER																

9001-16107 1 1 1 1																

: 900116A : SPACER																

9001-16318 - 1 1 1																

: 900145 : V-BELT																

9001-45355 - 1 1 1																

: 900146 : THERMOSTAT																

(9001-46149) 1 1 1 -																

V 01 9001-46149 1 1 1 1																

: 900232 : HOSE,OIL																

9002-32250 - 1 1 1																

: 900236 : HOSE,VENT																

9002-36194 - 1 - - 1																

9002-36199 1 - 1 -																

1600

COOLING SYSTEM

1600

COOLING SYSTEM

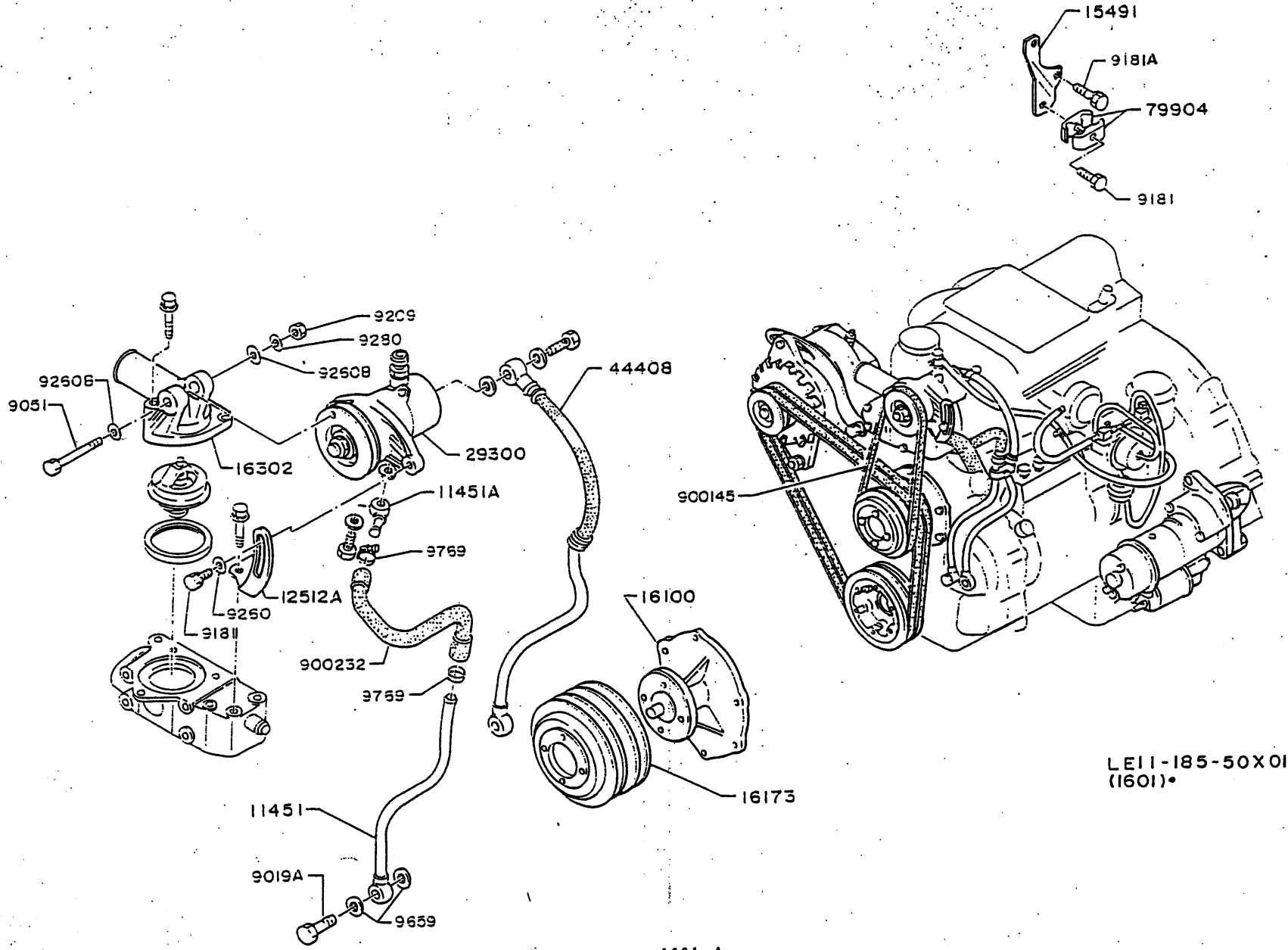
PART NUMBER	Q U A N T I T Y										REVISION					
	A	B	C	D	E	F	G	H	I	J	K	L	M	N	O	REF.CODE
A: RB145KA(AEA,AGA)																
B: RB145KA-AGN																
C: RB145KA(AHA,AKA,ANA)																
D: RB145KA-AGK																
*: 9019 : BOL																
9019-16132	-	1	1	1												
*: 9051 : BOL																
9051-10800	-	1	1	1												
*: 9181 : BOL																
(9181-08200)	4	4	4	-												
9181-08200	4	5	5	5												
*: 9181 A : BOL																
9181-08850	4	4	4	4												
*: 9181 B : BOL																
9181-08950	2	2	2	2												
*: 9181 C : BOL																
9181-08250	-	1	1	1												
*: 9181 D : BOL																
9181-08350	-	1	1	1												
*: 9181 E : BOL																
9181-08600	-	2	2	2												
*: 9191 : BOL																
9191-06201	4	4	4	4												
*: 9191 A : BOL																
9191-08302	-	1	1	1												
*: 9191 B : BOL																
9191-08252	3	1	1	1												
*: 9191 C : BOL																
9191-08652	-	1	1	1												
*: 9209 : NUT																
9209-10107	-	1	1	1												

PART NUMBER	Q U A N T I T Y										REVISION					
	A	B	C	D	E	F	G	H	I	J	K	L	M	N	O	REF.CODE
*: 9260 : WASHER,PLAIN																
9260-08240	-	1	1	1												
*: 9260 A : WASHER,PLAIN																
9260-10220	-	2	2	2												
*: 9280 : LOCKWASHER																
9280-10250	-	1	1	1												
*: 9401 : BOL																
9401-10700	1	1	1	1												
*: 9401 A : BOL																
9401-10750	2	2	2	2												
*: 9620 : PLUG																
9620-26170	1	1	1	1												
*: 9659 : WASHER,SOFT																
9659-16105	-	2	2	2												
*: 9769 : CLAMP																
9769-26107	1	1	1	1												
*: 9769 A : CLAMP																
9769-20122	-	2	2	2												
*: 9851 : O-RING																
9851-31112	2	2	2	2												
*: 9855 : JOINT,PIPE																
9855-26125	1	1	1	1												

1-H7

1601

COOLING SYSTEM (OPTION)



1601-A



1601

COOLING SYSTEM

PART NUMBER	Q U A N T I T Y										REVISION					
	A	B	C	D	E	F	G	H	I	J	K	L	M	N	O	REF.CODE
* F23-M011																
* 11451 : PIPE,OIL																
* 11451-1141	1															
* 11451 A : PIPE,OIL																
* 11451-1151	1															
* 12512 A : BRACE,GEN																
* 12512-2510	1															
* 15491 : BRACKET,PIPE																
* 15491-3390	1															
* 16100 : PUMP ASSY,COOLANT																
* (16100-2520)	1															
	(COMPONENTS, SEE GROUP NO. 1690-1659N OR LOCATION NO.1-J7)															
* V 02 16100-2521	1															W06E0313
	(COMPONENTS, SEE GROUP NO. 1690-1659N OR LOCATION NO.1-J7)															
* 16173 : PULLEY,COOLANT PUMP																
* 16173-2360	1															
* 16302 : COVER SUB ASSY,THERMOSTAT CASE																
* 16302-1011	1															
* 29300 : PUMP ASSY,VACUUM																
* 29300-1280	1															
	(COMPONENTS, SEE GROUP NO. 1690-1810A OR LOCATION NO.1-K7)															
* 44408 : HOSE SUB ASSY,OIL																
* 44408-1760	1															
* 79904 : CLIP SUB ASSY																
* 79904-1021	2															
* 900145 : V-BELT																
* 9001-45355	1															
* 900232 : HOSE,OIL																
* 9002-32250	1															

1601

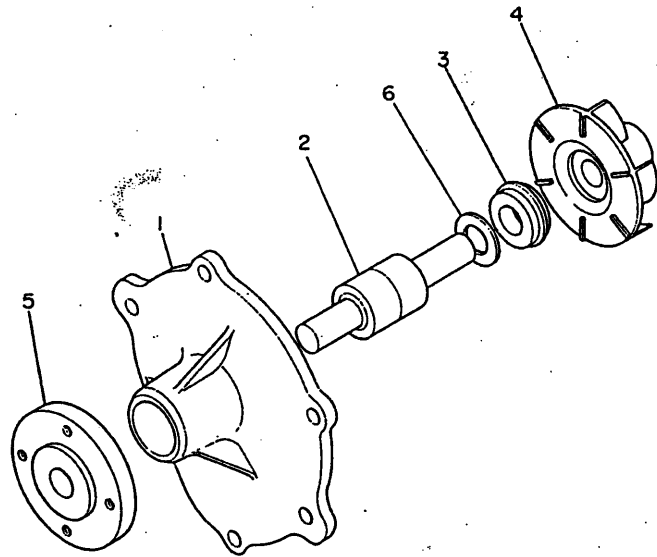
COOLING SYSTEM

PART NUMBER	Q U A N T I T Y										REVISION					
	A	B	C	D	E	F	G	H	I	J	K	L	M	N	O	REF.CODE
* 9019 A : BOLT																
* 9019-16148	1															
* 9051 : BOLT																
* 9051-10800	1															
* 9181 : BOLT																
* 9181-08250	1															
* 9181 A : BOLT																
* 9181-08350	1															
* 9209 : NUT																
* 9209-10107	1															
* 9260 : WASHER,PLAIN																
* 9260-08240	1															
* 9260 B : WASHER,PLAIN																
* 9260-10220	2															
* 9280 : LOCKWASHER																
* 9280-10250	1															
* 9659 : WASHER,SOFT																
* 9659-16105	2															
* 9769 : CLAMP																
* 9769-20122	2															

1-J7

1690-1659N PUMP, COOLANT

1690-1659N PUMP, COOLANT



1659N
I-NO.21

PART NUMBER	Q U A N T I T Y										REVISION					
	A	B	C	D	E	F	G	H	I	J	K	L	M	N	O	REF. CODE
-----	PUMP ASSY, COOLANT															
: ASSY PARTS :																

16100-2342	*	-	-													I-NO.21
16100-2520	-	*	-													I-NO.21
16100-2521	-	-	*													I-NO.21
-----	CASE, COOLANT PUMP															
: 1. :																

16111-1592	1	-	-													
16111-1601	-	1	-													
16111-1602	-	-	1													
-----	SHAFT SUB ASSY, COOLANT PUMP															
: 2. :																

16109-1101	1	-	-													
16109-1160	-	1	1													
-----	SEAL SUB ASSY, COOLANT PUMP															
: 3. :																

16104-1180	1	1	1													
-----	VANE, COOLANT PUMP															
: 4. :																

16131-1340	1	1	1													
-----	CENTER, COOLANT PUMP PULLEY															
: 5. :																

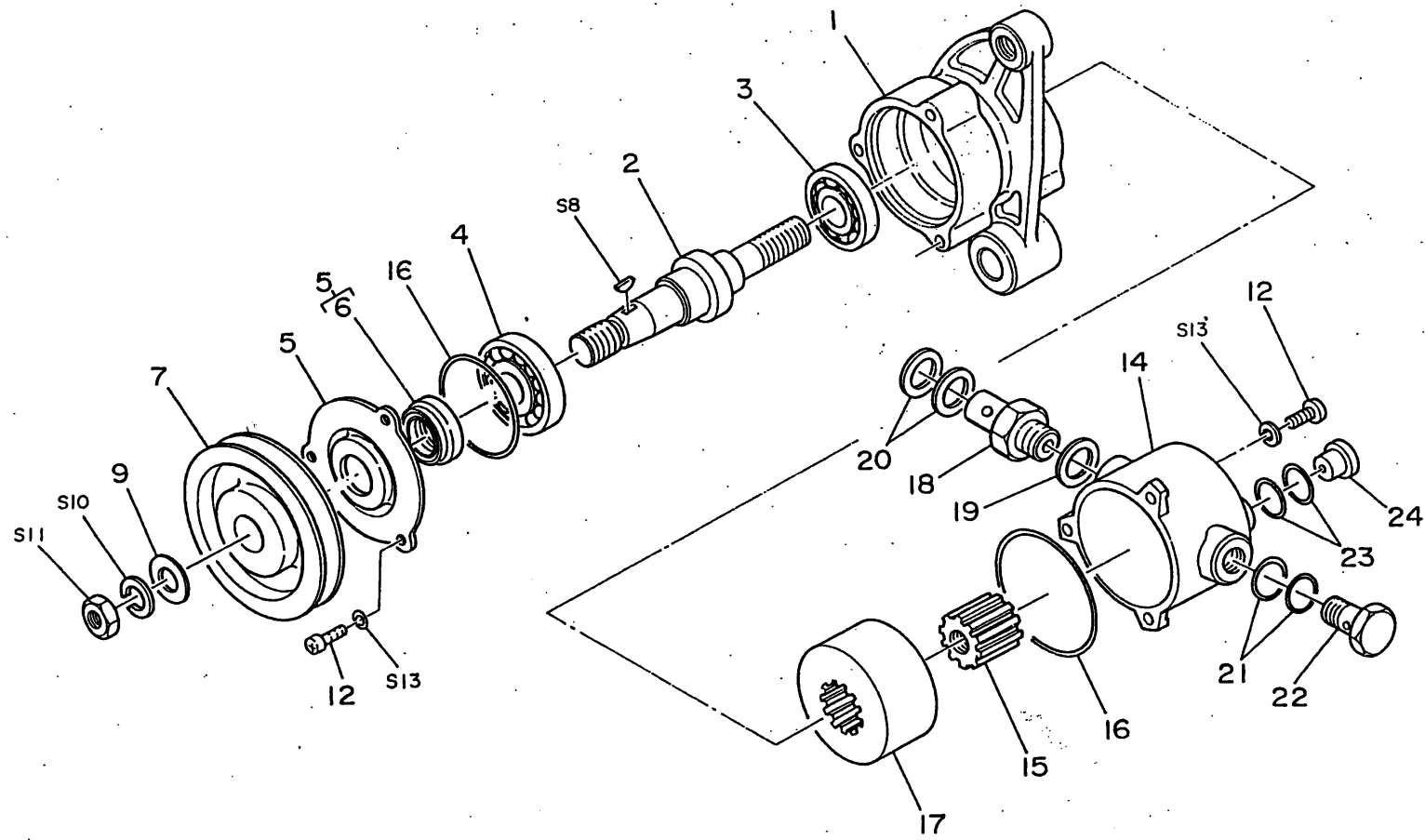
16171-1021	1	-	-													
16171-1060	-	1	1													
-----	SLINGER															
: 6. :																

16147-1020	1	-	-													
16147-1030	-	1	1													



1690-1810A PUMP, VACUUM

1810A
I-NO.20



1-L7

1690-1810A PUMP, VACUUM

PART NUMBER	Q U A N T I T Y													REVISION		
	A	B	C	D	E	F	G	H	I	J	K	L	M	N	O	REF. CODE

: ASSY PARTS: PUMP ASSY, VACUUM																

29300-1280	*	-														I-NO.20
29300-1281	-	*														I-NO.20

: 1. HOUSING, VACUUM																

29315-1010	1	-														
29315-1020	-	1														

: 2. SHAFT, VACUUM PUMP ROTOR																

29336-1020	1	1														

: 3. BEARING																

29172-1090	1	1														

: 4. BEARING																

29172-1010	1	1														

: 5. COVER ASSY, VACUUM																

29310-1010	1	-														
29310-1020	-	1														

: 6. BUSHING, OIL SEAL																

29322-1030	1	1														

: 7. PULLEY, GEN																

27231-1080	1	1														

: S 8. KEY, WOODRUFF																

9534-04130	1	1														

: 9. WASHER, PLAIN																

9269-14139	1	1														

: S 10. LOCKWASHER																

9280-14350	1	1														

: S 11. NUT, LOCK																

9210-14080	1	1														

: 12. BOLT																

9109-06137	6	6														

: S 13. LOCKWASHER																

9280-06150	6	6														

1690-1810A PUMP, VACUUM

PART NUMBER	Q U A N T I T Y													REVISION		
	A	B	C	D	E	F	G	H	I	J	K	L	M	N	O	REF. CODE

: 14. CASING																

29317-1050	1	1														

: 15. ROTOR, VACUUM PUMP																

29337-1050	1	1														

: 16. PACKING, VACUUM PUMP																

29342-1060	2	2														

: 17. BLADE, VACUUM PUMP, A																

29331-1080	4	4														

: 18. VALVE SUB ASSY, CHECK																

29301-1140	1	1														

: 19. WASHER, NIPPLE																

29313-1080	1	1														

: 20. WASHER, NIPPLE																

29313-1090	1	1														

: 21. WASHER, NIPPLE																

29313-1060	2	2														

: 22. HOLLOW, SCREW																

29352-1020	1	1														

: 23. WASHER																

21192-1030	1	1														

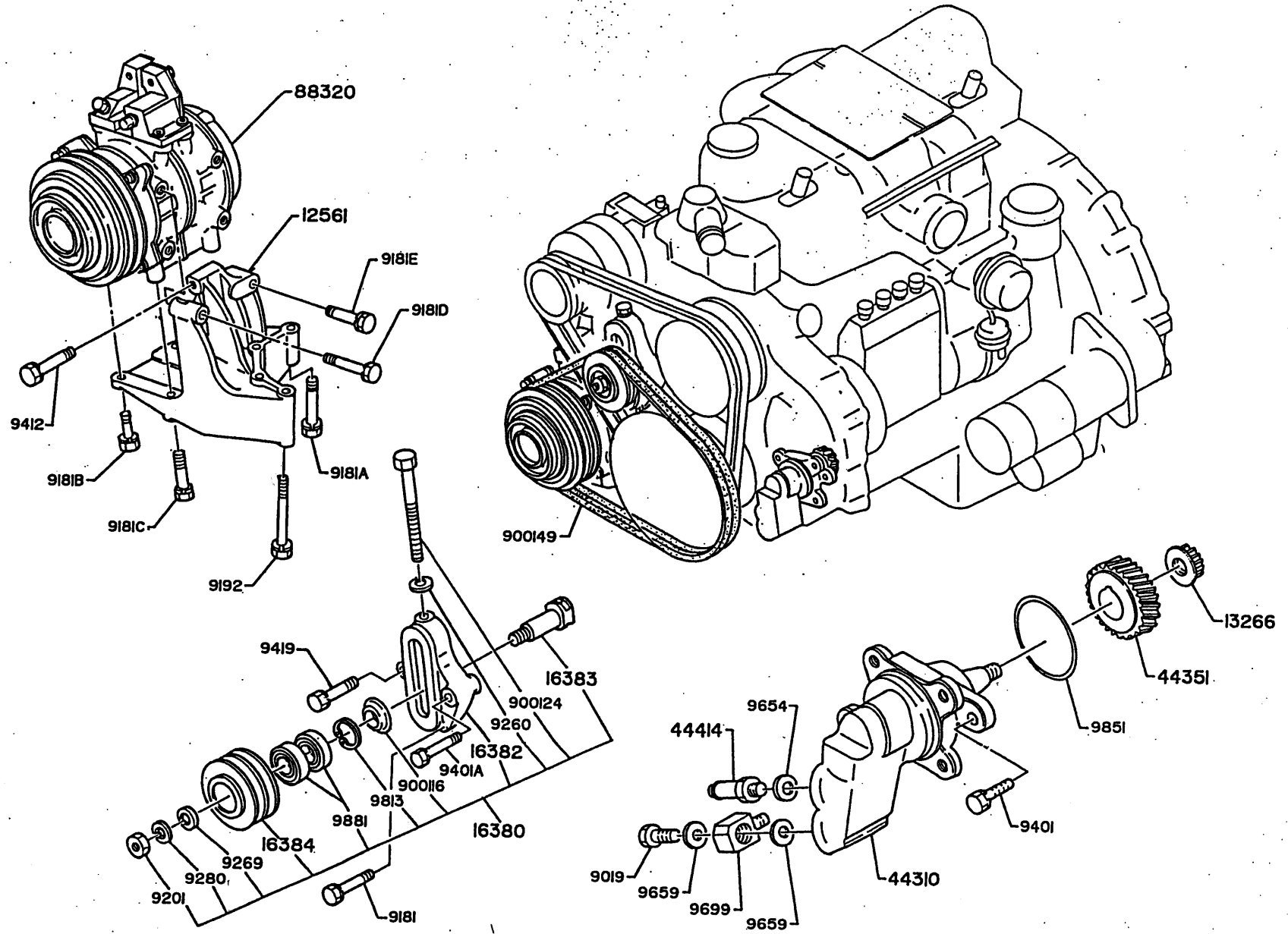
: 24. HOLLOW, SCREW																

29352-1010	1	1														

1800

AIR COMPRESSOR AND STEERING OIL PUMP
(RB145KA (AEA, AGA) RB145KA (AHA, AKA, ANA))

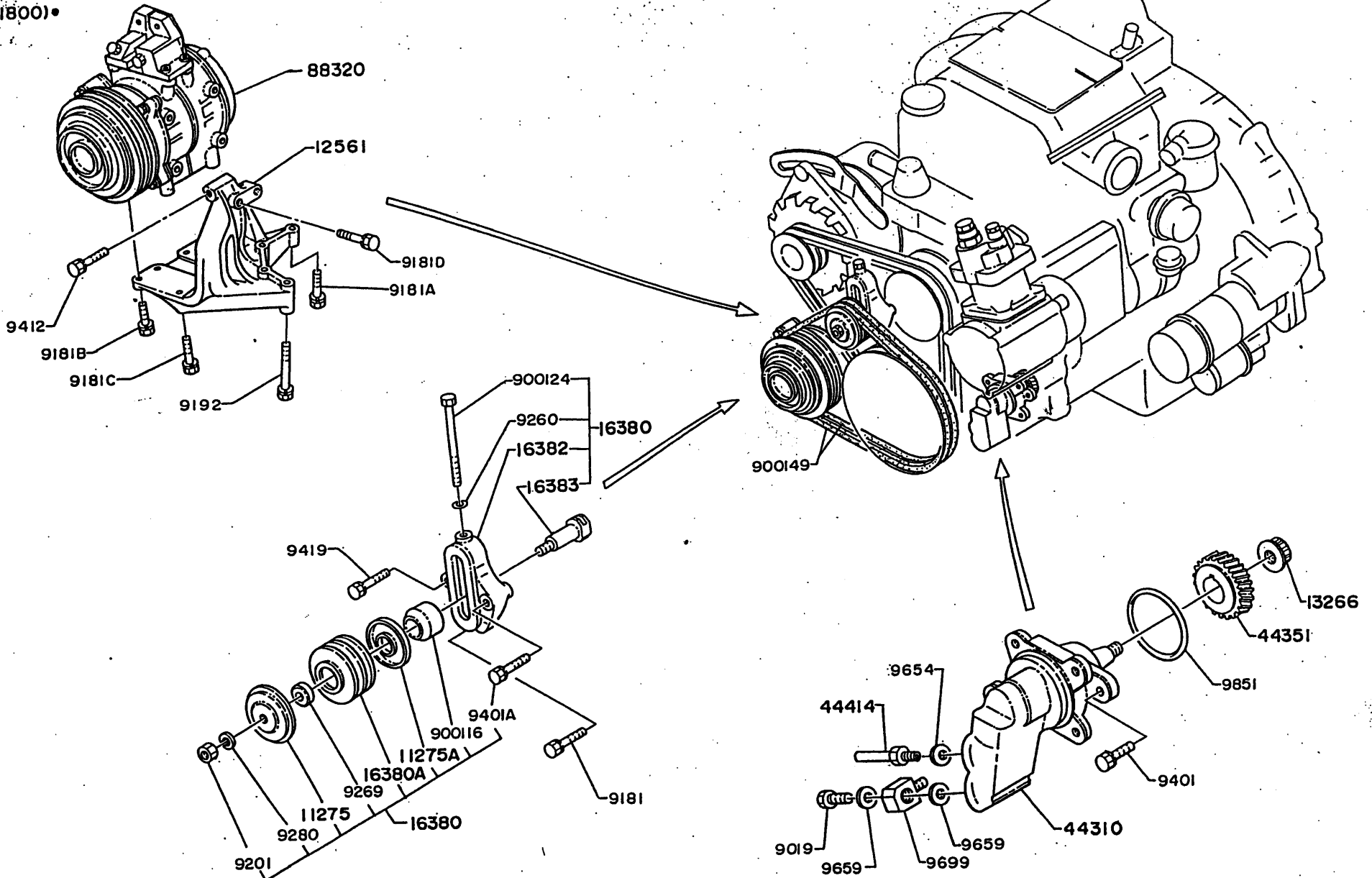
ME11-038-00X04X05
(1801)●



1800

AIR COMPRESSOR AND STEERING OIL PUMP
(RB145KA-AGN RB145KA-AGK)

ME11-038-00X04X05
(1800)•



1800 AIR COMPRESSOR AND STEERING OIL PUMP

1800 AIR COMPRESSOR AND STEERING OIL PUMP

PART NUMBER	QUANTITY											REVISION				
	A	B	C	D	E	F	G	H	I	J	K	L	M	N	O	REF.CODE
A RB145KA(AEA,AGA) B RB145KA-AGN C RB145KA(AHA,AKA,ANA) D RB145KA-AGK																
----- : 11275 : COVER,DUST *-----* (*****) V 05 11275-1310				1	1											W04D0764
----- : 11275 A : COVER,DUST *-----* (*****) V 05 11275-1320				1	1											W04D0764
----- : 12561 : BRACKET,CAR COOLER CMPR *-----* (12561-1291) V 01 12561-1390				1												
----- : 13266 : NUT,CONROD *-----* (13266-1090) V 01 13266-1090	1	1	1													
----- : 16380 : PULLEY ASSY,BELT TENSION *-----* (16380-1480) V 02 (16380-1481) V 02 (16380-1482) V 02 (16380-1483) V 02 16380-1484				1												W04CT140 W04D0764 W06E0228 W06E0281
----- : 16380 A : PULLEY ASSY,BELT TENSION *-----* (*****) V 05 (16380-1590) V 02 16380-1591				1												W06E0228 W06E0281
----- : 16382 : BRACKET,TENSION PULLEY *-----* (16382-1260) V 02 16382-1261				1												W04CT140
----- : 16383 : SHAFT,TENSION PULLEY *-----* (16383-1141) V 01 16383-1141				1												

PART NUMBER	QUANTITY											REVISION				
	A	B	C	D	E	F	G	H	I	J	K	L	M	N	O	REF.CODE
----- : 16384 : PULLEY,TENSION *-----* (16384-1350) V 04 *****				1												W06E0228
----- : 44310 : PUMP ASSY,PS *-----* (44310-1720) V 01 44310-1720	1	1	1													SEE GROUP NO. 1890-64062 (COMPONENTS OR LOCATION NO.1-G10) SEE GROUP NO. 1890-64062 (COMPONENTS OR LOCATION NO.1-H10)
----- : 44351 : GEAR,DRIVE *-----* 44351-1110	1	1	1	1												
----- : 44414 : PIPE,SUCTION *-----* 44414-1601	1	1	1	1												
----- : 88320 : COMPRESSOR ASSY *-----* 88320-1310				1	1											
----- : 900116 : SPACER *-----* (9001-16361) V 02 9001-16394				1												W04D0764
----- : 900124 : BOLT *-----* 9001-24278				1												
----- : 900149 : V-BELT SET *-----* 9001-49247				1	1											
----- : 9019 : BOLT *-----* 9019-16132	1	1	1	1												
----- : 9181 : BOLT *-----* 9181-08000				1	1											
----- : 9181 A : BOLT *-----* 9181-08650				1	1											
----- : 9181 B : BOLT *-----* 9181-10250				2												



1-D8

1800

AIR COMPRESSOR AND STEERING OIL PUMP

1800

AIR COMPRESSOR AND STEERING OIL PUMP

PART NUMBER	Q U A N T I T Y															REVISION
	A	B	C	D	E	F	G	H	I	J	K	L	M	N	O	REF. CODE
A RB145KA (AEA, AGA)																
B RB145KA-AGN																
C RB145KA (AHA, AKA, ANA)																
D RB145KA-AGK																

: 9181 C : BOLT																

9181-10450	-	-	2	2												

: 9181 D : BOLT																

9181-10500	-	-	1	1												

: 9181 E : BOLT																

(9181-10600)	-	-	1	-												
V 04																

: 9192 : BOLT, W/WASHER																

9192-08952	-	-	3	3												

: 9201 : NUT																

9201-12100	-	-	1	1												

: 9260 : WASHER, PLAIN																

9260-12220	-	-	1	1												

: 9269 : WASHER, PLAIN																

9269-12127	-	-	1	1												

: 9280 : LOCKWASHER																

9280-12300	-	-	1	1												

: 9401 : BOLT																

9401-10300	2	2	2	2												

: 9401 A : BOLT																

9401-10550	-	-	1	1												

: 9412 : BOLT, W/WASHER																

9412-10351	-	-	1	1												

: 9419 : BOLT																

9419-10108	-	-	1	1												

: 9654 : WASHER, SOFT																

9654-22150	1	1	1	1												

W04D0769

PART NUMBER	Q U A N T I T Y															REVISION
	A	B	C	D	E	F	G	H	I	J	K	L	M	N	O	REF. CODE

: 9659 : WASHER, SOFT																

9659-16105	2	2	2	2												

: 9699 : EYE																

(9699-16102)	1	1	1	-												
V 01																
(9699-16102)	1	1	1	1												
V 01																
9699-16110	1	1	1	1												

: 9813 : RING, RETAINER																

(9813-47171)	-	-	1	-												
V 01																
(9813-47170)	-	-	1	-												
V 04																

: 9851 : O-RING																

9851-60104	1	1	1	1												

: 9881 : BEARING, BALL																

(9881-20126)	-	-	2	-												
V 04																

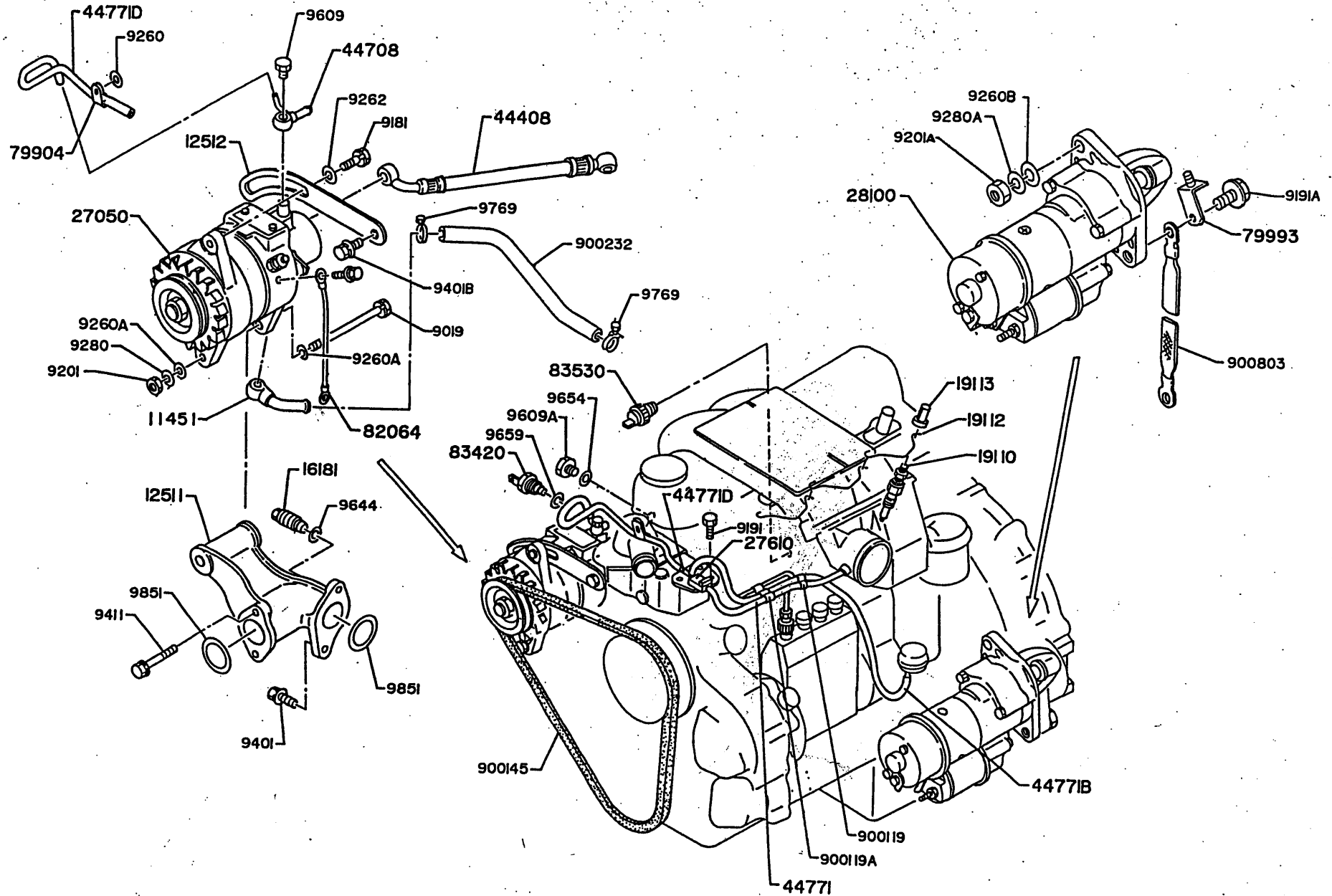
W06E0228

W06E0228

ME11-038-00X04
(1811)●

1810

1-E8
ELECTRICAL PARTS
(RB145KA (AEA, AGA))



1810-A

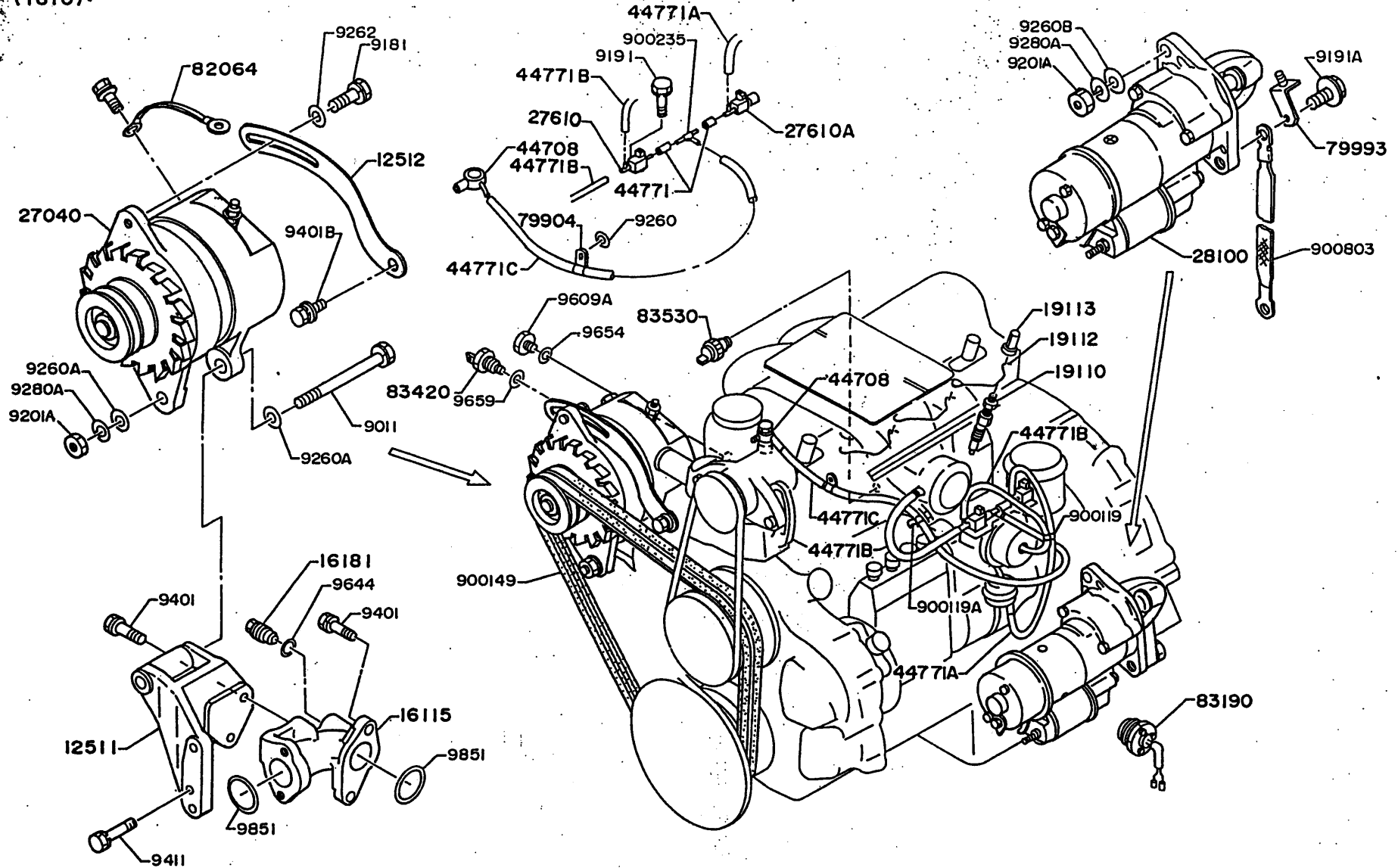


1-F8

1810.

ELECTRICAL PARTS
(RB145KA-AGN)

ME11-038-00X06
(1810)

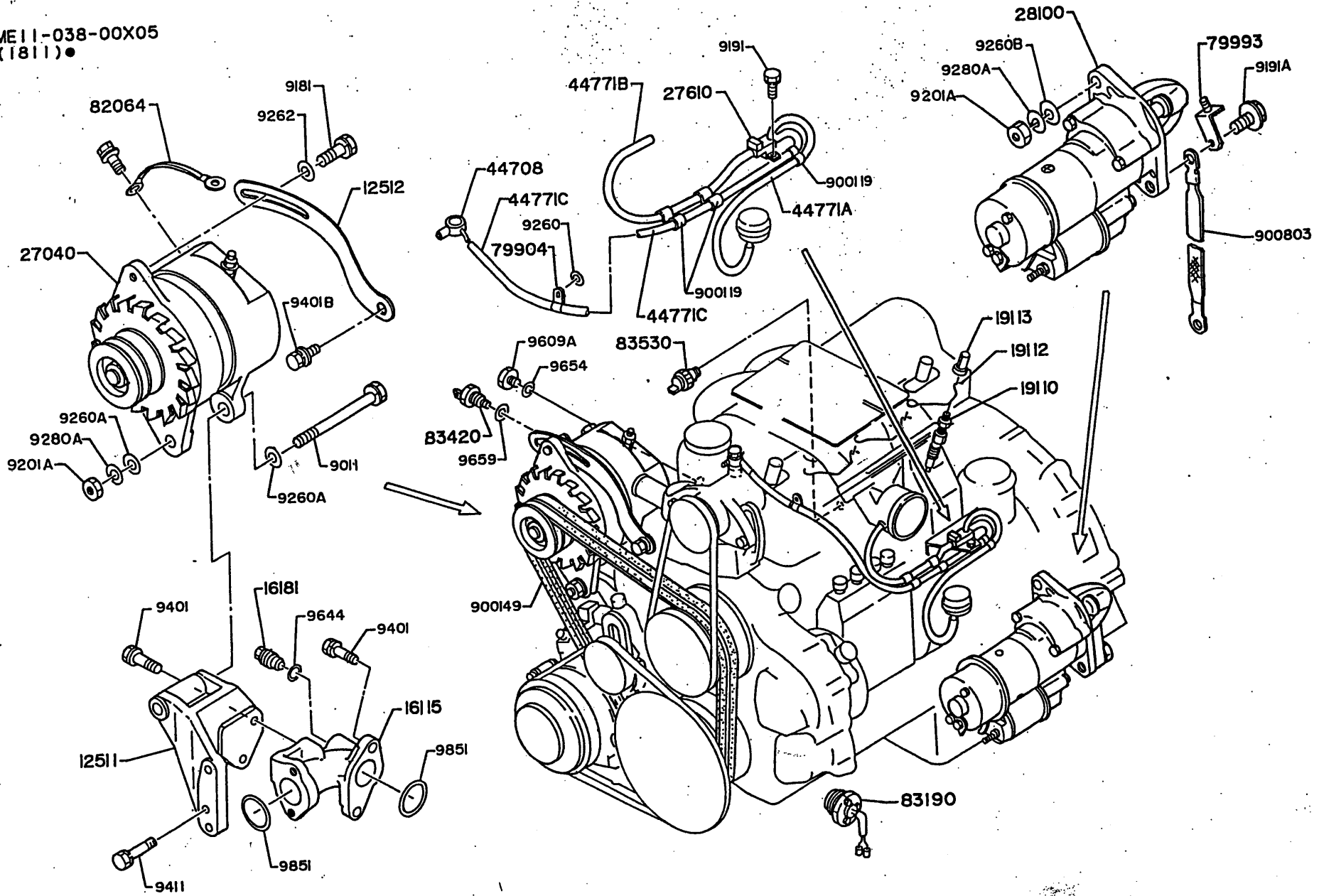


1810-B



1810 ELECTRICAL PARTS
(RB145KA (AHA, AKA, ANA) RB145KA-AGK)

ME11-038-00X05
(1811)•



1810-C.



PART NUMBER	QUANTITY										REVISION					
	A	B	C	D	E	F	G	H	I	J	K	L	M	N	O	REF. CODE
A RB145KA (AEA, AGA) B RB145KA-AGN C RB145KA (AHA, AKA, ANA) D RB145KA-AGK																
----- : 11451 : PIPE, OIL *-----*																
11451-1100	1	-	-	-												
----- : 12511 : BRACKET, GEN *-----*																
(12511-1922) V 01 12511-1923 (12511-2440) V 01 12511-2440	1	-	-	-												
----- : 12512 : BRACE, GEN *-----*																
(12512-2410) V 01 12512-2411 12512-2560	-	1	1	-												
----- : 16115 : PIPE, COOLANT PUMP OUTLET *-----*																
(16115-1091) V 01 16115-1091	-	1	1	-												
----- : 16181 : VALVE, COOLANT COCK *-----*																
(16181-1010) V 01 16181-1170	1	1	1	-												
----- : 19110 : PLUG ASSY, GLOW *-----*																
19110-1140	4	4	4	4												
----- : 19112 : WIRE, GLOW PLUG GROUND *-----*																
19112-1151	3	3	3	3												
----- : 19113 : INSULATOR GLOW PLUG *-----*																
19113-1050	4	4	4	4												
----- : 27040 : ALTERNATOR ASSY, W/REG *-----*																
(27040-1210) V 01 27040-1210	-	1	1	-												(24V-70A) (COMPONENTS, SEE GROUP NO. 1890-1823Z) OR LOCATION NO.1-E9)
----- : 27050 : ALTERNATOR ASSY, W/VACUUM *-----*																
27050-1081	-	1	1	1												(24V-30A) (COMPONENTS, SEE GROUP NO. 1890-1824D) OR LOCATION NO.1-H9)

PART NUMBER	QUANTITY										REVISION					
	A	B	C	D	E	F	G	H	I	J	K	L	M	N	O	REF. CODE
----- : 27610 : VALVE ASSY, SOLENOID *-----*																
(27610-1761) V 04 (*****) V 01 27610-1761 (27610-1830) V 04 ***** 27610-1910	-	1	1	-												
----- : 27610 A : VALVE ASSY, SOLENOID *-----*																
(27610-2150) V 01 27610-2150	-	1	-	-												
----- : 28100 : STARTER ASSY *-----*																
(28100-1691) V X (28100-1890) V 01 (28100-1891) V 01 28100-1891	1	1	1	-												(24V-4.5KW) (COMPONENTS, SEE GROUP NO. 1890-1846Z) OR LOCATION NO.1-K9) (24V-4.5KW) (COMPONENTS, SEE GROUP NO. 1890-1847F) OR LOCATION NO.1-A10) (24V-4.5KW) (COMPONENTS, SEE GROUP NO. 1890-1847F) OR LOCATION NO.1-A10) (24V-4.5KW) (COMPONENTS, SEE GROUP NO. 1890-1847F) OR LOCATION NO.1-A10)
----- : 44408 : HOSE SUB ASSY, OIL *-----*																
44408-1650	1	-	-	-												
----- : 44708 : PIPE SUB ASSY, VACUUM *-----*																
44708-1360 (44708-1370) V 01 44708-1370	1	-	-	-												
----- : 44771 : HOSE, VACUUM *-----*																
(44771-2260) V 01 (44771-2260) V 02 44771-2260 (44771-2350) V 02 44771-2350	-	2	-	-												
----- : 44771 A : HOSE, VACUUM *-----*																
(44771-2330) V 01 44771-2330	-	1	1	-												



PART NUMBER	Q U A N T I T Y										REVISION					
	A	B	C	D	E	F	G	H	I	J	K	L	M	N	O	REF.CODE
A RB145KA(AEA,AGA)																
B RB145KA-AGN																
C RB145KA(AHA,AKA,ANA)																
D RB145KA-AGK																

: 44771 B : HOSE,VACUUM																
(44771-2320)	1	2	1	-												
V 01																
44771-2320	1	2	1	2												

: 44771 C : HOSE,VACUUM																
(44771-2460)	-	1	1	-												
V 01																
44771-2460	-	1	1	1												

: 44771 D : HOSE,VACUUM																
44771-2761	1	-	-	-												

: 79904 : CLIP SUB ASSY																
(79904-1290)	1	1	1	-												
V 01																
(79904-1290)	1	1	-	-												
V 01																
79904-1290	1	1	-	1												

: 79993 : HOLDER,CLIP																
(79993-8760)	1	1	1	-												
V 01																
79993-8760	1	1	1	1												

: 82064 : HARNESS SUB ASSY,ENG																
82064-1400	1	-	-	-												
(82064-2530)	-	1	1	-												
V 01																
82064-2530	-	1	1	1												

: 83190 : SENSOR ASSY,REVOLUTION																
(*****)																
V 05																
(83190-1160)	-	1	1	-												
V 04																
(*****)																
83190-1210	-	1	1	1												

: 83420 : GAGE ASSY,WATER TEMP SENDER																
(83420-1060)	1	1	1	-												
V 01																
83420-1060	1	1	1	1												

: 83530 : SWITCH ASSY,OIL PRESS																
83530-1270	1	1	1	1												

W04CT104
W04CT207

PART NUMBER	Q U A N T I T Y										REVISION					
	A	B	C	D	E	F	G	H	I	J	K	L	M	N	O	REF.CODE

: 900119 : CLIP																
(9001-19121)	1	2	3	-												
V 01																
(9001-19121)	1	3	3	-												
V 01																
(9001-19121)	1	3	3	3												
V 02																
9001-19121	1	3	3	3												

: 900119A : CLIP																
(9001-19124)	1	1	-	-												
V 01																
9001-19124	1	1	1	1												

: 900145 : V-BELT																
9001-45323	1	-	-	-												

: 900149 : V-BELT SET																
(9001-49119)	-	1	1	-												
V 01																
9001-49125	-	1	1	1												

: 900232 : HOSE,OIL																
9002-32251	1	-	-	-												

: 900235 : CONNECTOR PIPE																
(9002-35123)	-	1	-	1												
V 02																
9002-35123	-	1	-	1												

: 900803 : STRAP,BAND																
9008-03121	1	1	1	1												

: 9011 : BOLT																
(9019-14108)	-	1	1	-												
V 01																
9011-64401	-	1	1	1												

: 9019 : BOLT																
9019-10115	1	-	-	-												

: 9181 : BOLT																
9181-10300	1	1	1	1												

: 9191 : BOLT																
(9191-08162)	1	2	1	-												
V 01																
(9191-08202)	1	2	1	2												
V 02																
9191-08202	1	2	1	2												

W04CT592

W04CT592

W04CT592



1-J8

1810

ELECTRICAL PARTS

PART NUMBER	Q U A N T I T Y										REVISION					
	A	B	C	D	E	F	G	H	I	J	K	L	M	N	O	REF. CODE
A RB145KA(AEA,AGA) B RB145KA-AGN C RB145KA(AHA,AKA,ANA) D RB145KA-AGK																
----- : 9191 A : BOLT *-----*																
9191-14552	1	1	1	1												
----- : 9201 : NUT *-----*																
9201-10080	1															
----- : 9201 A : NUT *-----*																
9201-14110 (9201-14110) V 01 9201-14110	1	1	1	1												
----- : 9260 : WASHER,PLAIN *-----*																
(9260-08180) V 04 *****	1	1	1													W04D0703
----- : 9260 A : WASHER,PLAIN *-----*																
9260-10180 (9260-14270) V 01 9260-14270	2															
----- : 9260 B : WASHER,PLAIN *-----*																
9260-14270	1	1	1	1												
----- : 9262 : WASHER,PLAIN *-----*																
9262-10330	1	1	1	1												
----- : 9280 : LOCKWASHER *-----*																
9280-10250	1															
----- : 9280 A : LOCKWASHER *-----*																
9280-14350	1	2	2	2												
----- : 9401 : BOLT *-----*																
(9401-10300) V 01 9401-10300	2	4	4													
----- : 9401 B : BOLT *-----*																
(9401-12200) V 02 9401-12250	1	1	1													W04D0902

1810

ELECTRICAL PARTS

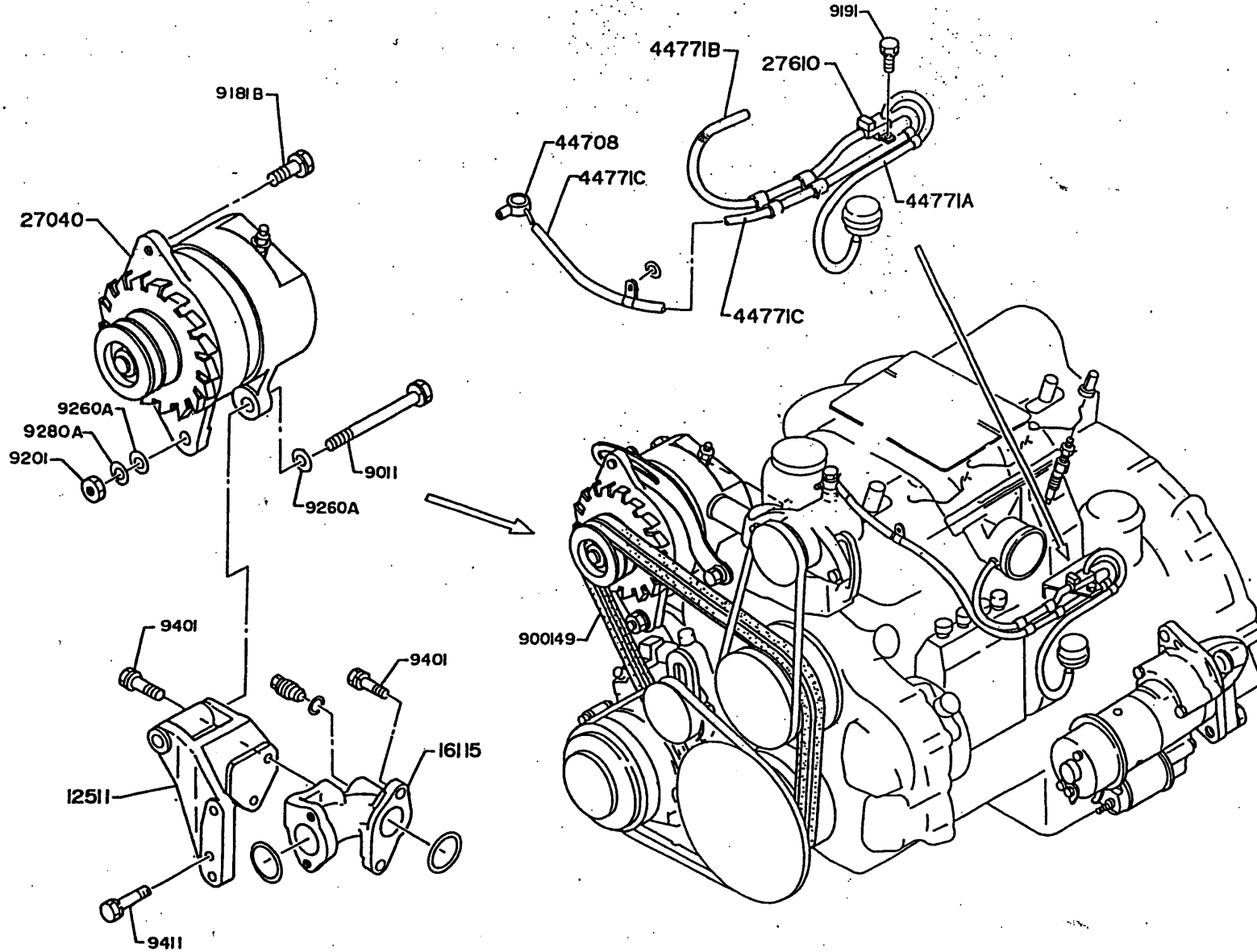
PART NUMBER	Q U A N T I T Y										REVISION					
	A	B	C	D	E	F	G	H	I	J	K	L	M	N	O	REF. CODE
----- : 9411 : BOLT *-----*																
9411-10701 (9411-10901) V 01 9411-10901	2	1	1													
----- : 9609 : PLUG *-----*																
9609-09101	1															
----- : 9609 A : PLUG *-----*																
9609-12102	1	1	1	1												
----- : 9644 : O-RING *-----*																
9644-01325	1	1	1	1												
----- : 9654 : WASHER,SOFT *-----*																
9654-12100	1	1	1	1												
----- : 9659 : WASHER,SOFT *-----*																
9659-10111	1	1	1	1												
----- : 9769 : CLAMP *-----*																
9769-20122	2															
----- : 9851 : O-RING *-----*																
9851-44112	2	2	2	2												

1-K8

1811

ELECTRICAL PARTS (OPTION)

(F23-M011)



1811-A.



(1811) ●
ME11-185-50X01

1-L8

1811

ELECTRICAL PARTS

PART NUMBER	Q U A N T I T Y													REVISION		
	A	B	C	D	E	F	G	H	I	J	K	L	M	N	O	REF. CODE
A F23-M011																

: 12511 : BRACKET, GEN																

: 12511-1923 AR																
: 12511-2440 1																

: 12512 : BRACE, GEN																

: (12512-2410) 1																
: 12512-2411 1																

: 16115 : PIPE, COOLANT PUMP OUTLET																

: 16115-1091 1																

: 19207 : BRACKET SUB ASSY, MAGNETIC VALVE																

: 19207-1111 1																

: 27040 : ALTERNATOR ASSY, W/REG																

: 27040-1210 1 (24V-70A)																

: 27610 : VALVE ASSY, SOLENOID																

: 27610-1830 1																

: 44708 : PIPE SUB ASSY, VACUUM																

: 44708-1370 1																

: 44771 : HOSE, VACUUM																

: 44771-2260 1																

: 44771 A : HOSE, VACUUM																

: 44771-2310 1																

: 44771 B : HOSE, VACUUM																

: 44771-2330 1																

: 44771 C : HOSE, VACUUM																

: 44771-2460 1																

: 82064 : HARNESS SUB ASSY, ENG																

: (82064-2530) 1																
: V 04																
: *****																

: 900149 : V-BELT SET																

: (9001-49119) 1																
: V 01																

1811

ELECTRICAL PARTS

PART NUMBER	Q U A N T I T Y													REVISION		
	A	B	C	D	E	F	G	H	I	J	K	L	M	N	O	REF. CODE

: 900149 : V-BELT SET																

: 9001-49125 1																

: 9011 : BOLT																

: (9019-14108) 1																
: V 01																
: 9011-64401 1																

: 9181 B : BOLT																

: 9181-08600 2																

: 9191 E : BOLT																

: 9191-08652 1																

: 9201 : NUT																

: 9201-14110 1																

: 9260 A : WASHER, PLAIN																

: 9260-14270 2																

: 9280 A : LOCKWASHER																

: 9280-14350 1																

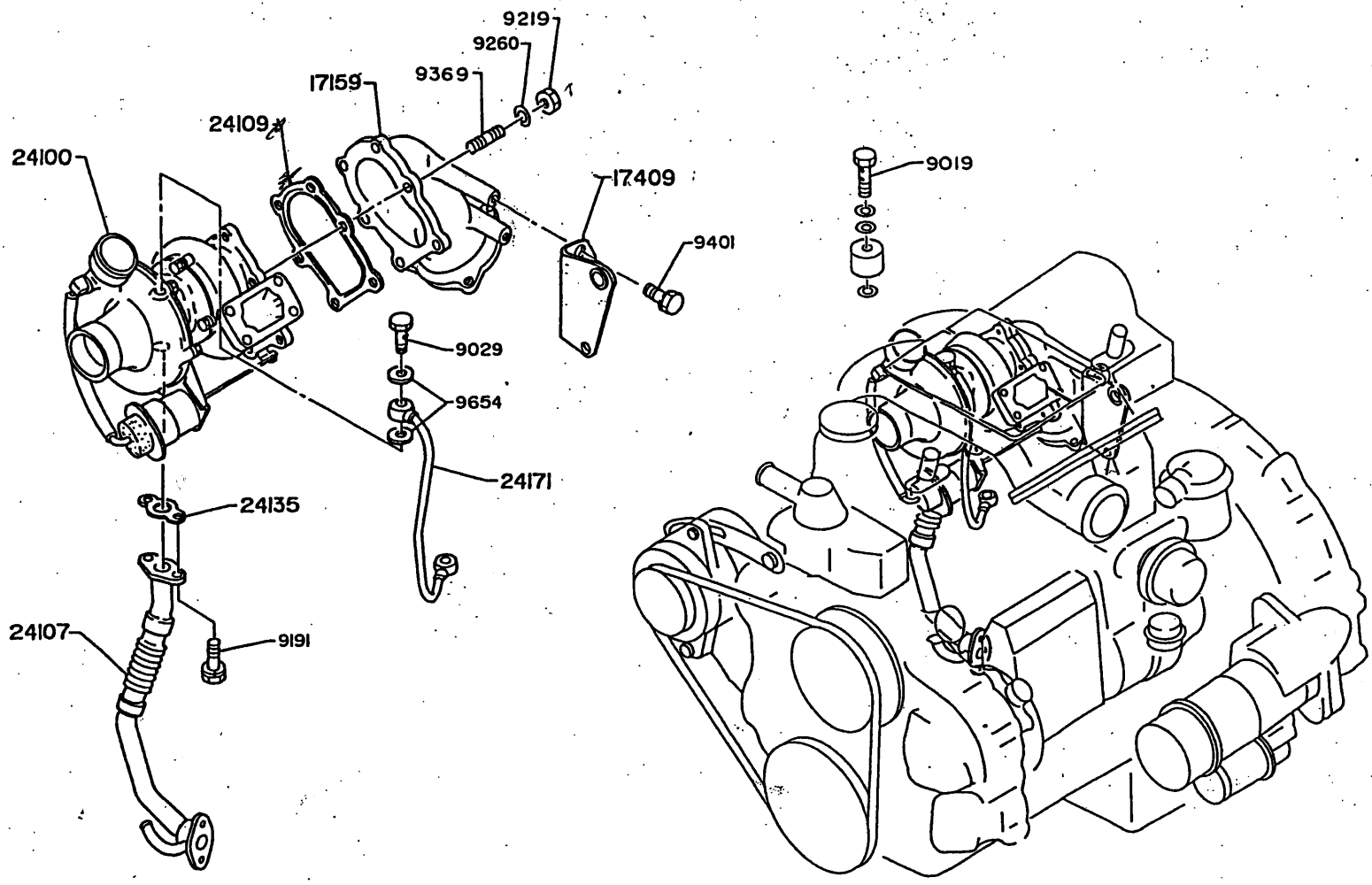
: 9401 : BOLT																

: 9401-10300 2																

: 9411 : BOLT																

: 9411-10901 2																

1830 TURBOCHARGER
(RB145KA (AEA, AGA) RB145KA (AHA, AKA, ANA) RB145KA-AGK RB145KA-AGN)



(1830)●
ME11-038-00X04X05X06X11

1830

TURBOCHARGER

PART NUMBER	QUANTITY										REVISION					
	A	B	C	D	E	F	G	H	I	J	K	L	M	N	O	REF. CODE
A RB145KA (AEA, AGA)																
B RB145KA-AGN																
C RB145KA (AHA, AKA, ANA)																
D RB145KA-AGK																

: 17159 : CONNECTOR, EXH MFLD																

(17159-1301)	1	1	1	-												
V X																
(17159-1302)	1	1	1	1												W04CT139
V 01																
(17159-1303)	1	1	1	1												W04CT625
V 02																
17159-1304	1	1	1	1												

: 17409 : BRACKET SUB ASSY, EXH PIPE																

(17409-3710)	1	1	1	-												
V 01																
17409-3711	1	1	1	1												

: 24100 : TURBOCHARGER ASSY																

(24100-1541)	1	1	1	-												
(COMPONENTS, SEE GROUP NO. 1890-1881L OR LOCATION NO.1-D10)																
V 01																
24100-1541	1	1	1	1												
(COMPONENTS, SEE GROUP NO. 1890-1881L OR LOCATION NO.1-D10)																

: 24107 : PIPE SUB ASSY, OIL OUTLET																

24107-1141	1	-	-	-												
(24107-1160)	-	1	1	-												
V 01																
24107-1160	-	1	1	1												

: 24109 : GASKET, SUB ASSY																

24109-1091	1	1	1	1												

: 24135 : GASKET, OIL, OUTLET																

24135-1080	1	1	1	1												

: 24171 : PIPE, OIL, INLET																

24171-1350	1	-	-	-												
(24171-1390)	-	1	1	-												
V 01																
24171-1390	-	1	1	1												

: 9029 : BOLT																

9029-10261	1	1	1	1												

: 9191 : BOLT																

9191-06202	2	2	2	2												

1830

TURBOCHARGER

PART NUMBER	QUANTITY										REVISION					
	A	B	C	D	E	F	G	H	I	J	K	L	M	N	O	REF. CODE

: 9219 : NUT																

(9209-08113)	6	6	6	-												
V 01																
9219-08106	6	6	6	6												

: 9260 : WASHER, PLAIN																

(9260-08140)	6	6	6	-												W04CT305
V 04																

: 9369 : STUD																

(9329-08103)	6	6	6	-												
V 01																
9369-08102	6	6	6	6												

: 9369 A : STUD																

(*****)																
V 05																
(9351-10300)	2	2	2	2												W04CT139
V 02																
9369-10138	2	2	2	2												W04CT625

: 9401 : BOLT																

9401-10200	2	2	2	2												

: 9411 : BOLT																

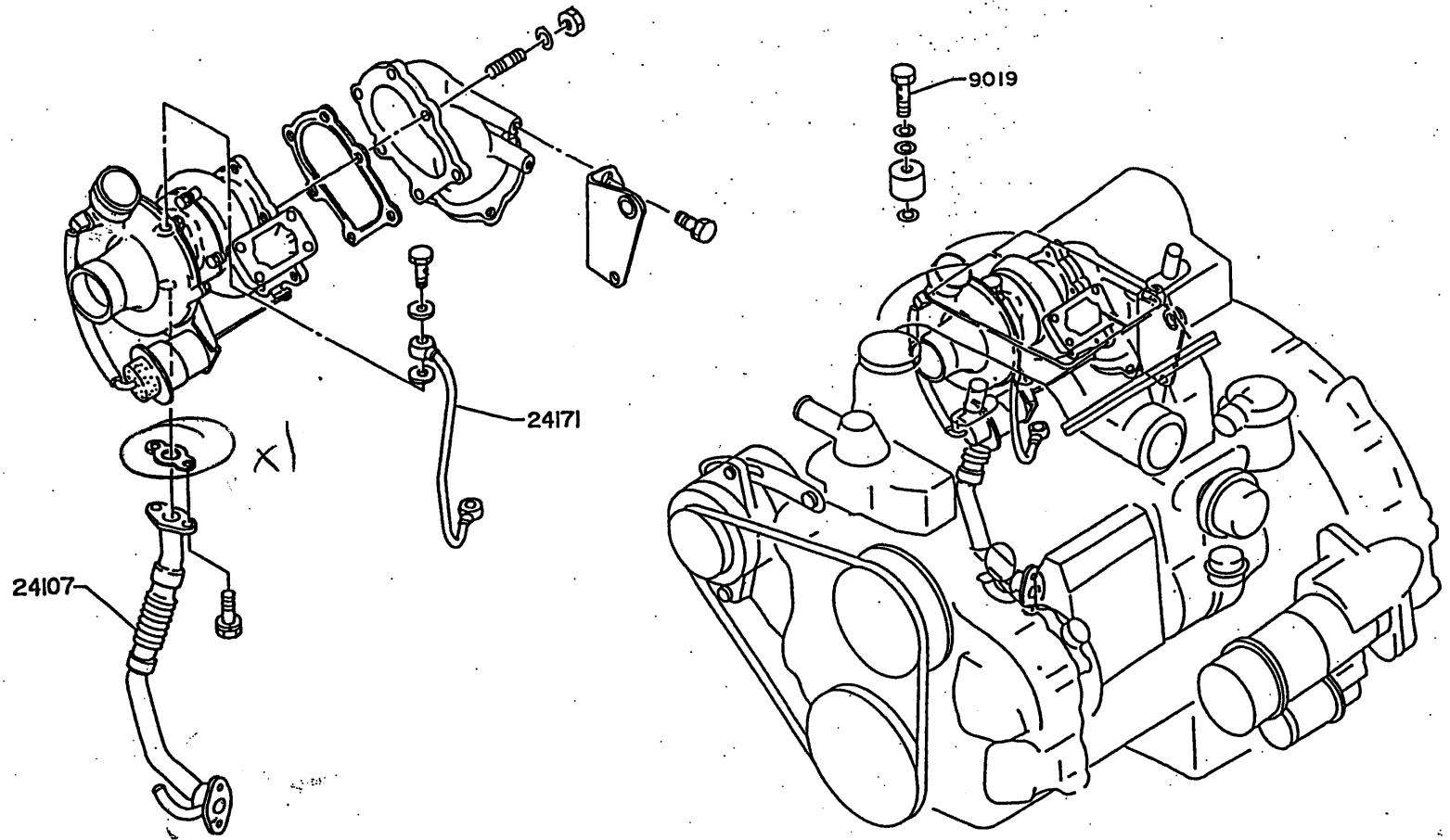
9411-12302	1	1	1	1												

: 9654 : WASHER, SOFT																

9654-10100	2	2	2	2												

1-C9

1831 TURBOCHARGER (OPTION)
(F23-M011)



(1830)●
ME11-038-00X04X05X06X11

1831-A.
↓

1-D9

1831

TURBOCHARGER

PART NUMBER	Q U A N T I T Y										REVISION					
	A	B	C	D	E	F	G	H	I	J	K	L	M	N	O	REF. CODE
A F23-M011																

: 24107 :																
PIPE SUB ASSY,OIL OUTLET																

24107-1160																
1																

: 24171 :																
PIPE,OIL,INLET																

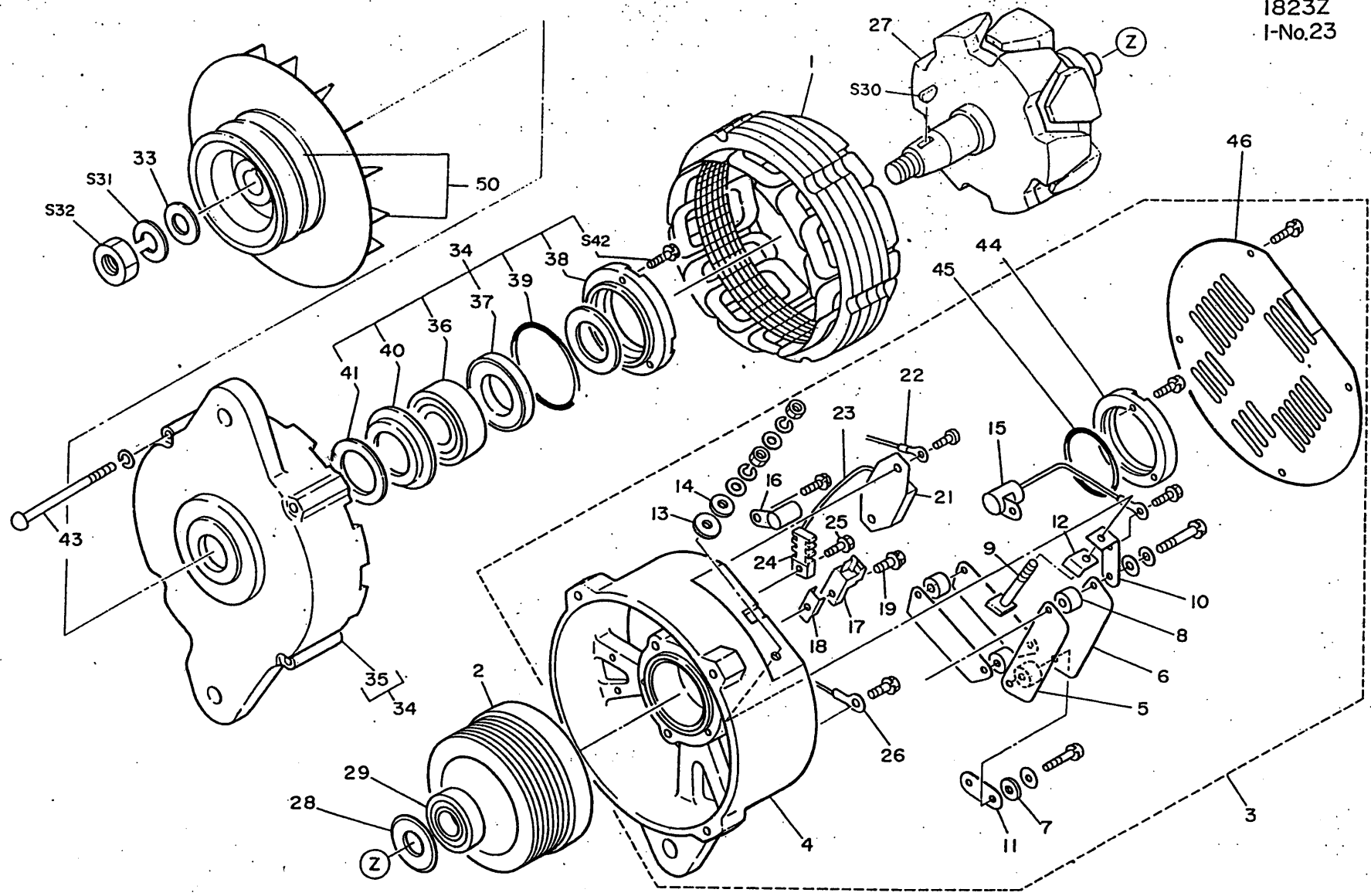
24171-1390																
1																

: 9019 :																
BOLT																

9019-14224																
1																

1890-1823Z ALTERNATOR

1823Z
I-No.23



1-F9

1890-1823Z ALTERNATOR

1890-1823Z ALTERNATOR

PART NUMBER	Q U A N T I T Y										REVISION				
	A	B	C	D	E	F	G	H	I	J	K	L	M	N	O
	(MAKER NAME SAWAFUJI DENKI)										MAKER	PART NO.			
-----	ALTERNATOR ASSY, W/REG														
ASSY PARTS:															
27040-1210	*											(24V-70A)	I-NO.23	
-----	STATOR ASSY														
1.	1											1211	356	00	
27410-1640	1														
-----	COIL SUB ASSY, GEN FIELD														
2.	1											1251	004	00	
27017-1070	1														
-----	HOUSING ASSY, ALTERNATOR END FRAME														
3.	1											1230	172	01	
27350-1721	1														
-----	FRAME, RECTIFIER END														
4.	1											2240	180	01	
27359-1701	1														
-----	HOLDER														
5.	2											1235	064	00	
27353-1280	2														
-----	HOLDER, W/RECTIFIER														
6.	2											1235	064	10	
27356-1160	2														
-----	INSULATOR, TERMINAL														
7.	4											4041	056	00	
27378-1220	4														
-----	INSULATOR, TERMINAL														
8.	4											4215	039	00	
27389-1200	4														
-----	BOLT, TERMINAL														
9.	1											8140	060	351	
27364-1380	1														
-----	TERMINAL, PLATE CONNECTOR														
10.	1											3220	357	00	
27382-1160	1														
-----	TERMINAL, PLATE CONNECTOR														
11.	1											3000	114	00	
27382-1170	1														
-----	INSULATOR, HOLDER BRUSH														
12.	1											4215	007	00	
27383-1090	1														
-----	INSULATOR, TERMINAL														
13.	1											4041	007	00	
27389-1140	1														

PART NUMBER	Q U A N T I T Y										REVISION				
	A	B	C	D	E	F	G	H	I	J	K	L	M	N	O
	(MAKER NAME SAWAFUJI DENKI)										MAKER	PART NO.			
-----	INSULATOR, HOLDER BRUSH														
14.	1											4030	002	00	
27383-1180	1														
-----	CONDENSER, ALTERNATOR														
15.	1											6060	119	00	
27355-1090	1														
-----	CONDENSER, ALTERNATOR														
16.	1											6060	119	20	
27355-1140	1														
-----	CONNECTOR, W/ LEAD WIRE														
17.	1											424300	101		
27358-1131	1														
-----	INSULATOR, TERMINAL														
18.	1											3200	076	00	
27378-1530	1														
-----	BOLT														
19.	1											8003	050	161	
9489-05162	1														
-----	REGULATOR ASSY, GEN														
21.	1											1291	005	00	
(27700-1510)	1														
V 01	1											1291	004	00	
27700-1370	1														
-----	TERMINAL W/LEAD WIRE														
22.	1											1920	114	09	
27354-1010	1														
-----	TERMINAL, W/LEAD WIRE														
23.	1											1920	134	01	
27147-1270	1														
-----	CONNECTOR														
24.	1											1239	036	00	
27379-1110	1														
-----	BOLT														
25.	1											8003	050	141	
9489-05161	1														
-----	RESISTANCE, ALTERNATOR														
26.	1											1597	065	00	
27369-1020	1														
-----	ROTOR ASSY, ALTERNATOR														
27.	1											1221	100	00	
27330-1430	1														



1890-1823Z ALTERNATOR

1890-1823Z ALTERNATOR

PART NUMBER	Q U A N T I T Y										REVISION					
	A	B	C	D	E	F	G	H	I	J	K	L	M	N	O	REF. CODE
----- : 28. : *-----*	PLATE, RETAINER															
27312-1460	1										3409	003	00			
----- : 29. : *-----*	BEARING, BALL															
9881-17108	1										6206	007	30			
----- : S 30. : *-----*	KEY, WOODRUFF															
9534-05190	1															
----- : S 31. : *-----*	LOCKWASHER															
9280-18460	1															
----- : S 32. : *-----*	NUT, LOCK															
9210-18090	1															
----- : 33. : *-----*	WASHER, PLAIN															
27384-1030	1										3000	078	00			
----- : 34. : *-----*	FRAME ASSY, ALTERNATOR DRIVE SIDE															
27310-1420	1										1240	069	00			
----- : 35. : *-----*	FRAME, DRIVE END															
27311-1370	1										2242	080	00			
----- : 36. : *-----*	BEARING, BALL															
9881-25114	1										6206	003	20			
----- : 37. : *-----*	PLATE, RETAINER															
27312-1160	1										3409	147	00			
----- : 38. : *-----*	PLATE, RETAINER															
27312-1170	1										2202	010	11			
----- : 39. : *-----*	PACKING															
27316-1040	1										4142	009	00			
----- : 40. : *-----*	COVER, FELT															
27313-1080	1										3409	013	20			
----- : 41. : *-----*	FELT															
27315-1070	2										4140	008	10			

PART NUMBER	Q U A N T I T Y										REVISION					
	A	B	C	D	E	F	G	H	I	J	K	L	M	N	O	REF. CODE
----- : S 42. : *-----*	BOLT															
9011-05161	3										5010	215	00			
----- : 43. : *-----*	BOLT, THROUGH															
27317-1100	3										5010	047	30			
----- : 44. : *-----*	COVER, BRG															
27443-1030	1										2202	014	01			
----- : 45. : *-----*	O-RING															
9851-47106	1										4142	010	00			
----- : 46. : *-----*	COVER															
27392-1170	1										3002	450	00			
----- : 50. : *-----*	PULLEY ASSY ALTERNATOR W/FAN															
27420-1380	1										1980	116	00			

1890-1824D ALTERNATOR

PART NUMBER	Q U A N T I T Y										REVISION				
	A	B	C	D	E	F	G	H	I	J	K	L	M	N	O
	(MAKER NAME SAWAFUJI DENKI) MAKER PART NO.														
-----	ALTERNATOR ASSY, W/VACUUM														
ASSEMBLY PARTS:															
27050-1081	*	(24V-30A)										I-NO.20			
-----	STATOR ASSY														
1.	1											1211 329 00			
27410-1580	1														
-----	HOUSING ASSY, ALTERNATOR END FRAME														
2.	1											1230 182 00			
27350-1750	1														
-----	FRAME, RECTIFIER END														
3.	1											2240 189 00			
27359-1720	1														
-----	O-RING														
4.	1											4142 014 00			
9851-39109	1														
-----	HOLDER														
6.	1											1235 067 00			
27353-1300	1														
-----	HOLDER, W/RECTIFIER														
7.	1											1235 068 00			
27356-1180	1														
-----	INSULATOR, TERMINAL														
8.	2											4215 039 00			
27389-1200	2														
-----	INSULATOR, HOLDER BRUSH														
9.	2											8430 050 150			
27383-1320	2														
-----	BOLT, TERMINAL														
10.	1											8140 060 301			
27364-1180	1														
-----	INSULATOR, HOLDER BRUSH														
11.	1											4215 002 00			
27383-1300	1														
-----	INSULATOR, TERMINAL														
14.	1											3220 375 00			
27378-1550	1														
-----	INSULATOR, TERMINAL														
15.	1											4041 057 10			
27378-1200	1														
-----	CONDENSER, ALTERNATOR														
16.	1											6060 119 00			
27355-1090	1														

1890-1824D ALTERNATOR

PART NUMBER	Q U A N T I T Y										REVISION				
	A	B	C	D	E	F	G	H	I	J	K	L	M	N	O
	(MAKER NAME SAWAFUJI DENKI) MAKER PART NO.														
-----	CONNECTOR, W/ LEAD WIRE														
21.	1											1902 159 00			
27358-1160	1														
-----	INSULATOR, HOLDER BRUSH														
22.	1											4030 000 00			
27383-1330	1														
-----	INSULATOR, HOLDER BRUSH														
23.	2											4030 000 00			
27383-1330	2														
-----	HOLDER ASSY, ALTERNATOR BRUSH														
24.	1											1231 052 00			
27370-1240	1														
-----	HOLDER, BRUSH														
24.1	1											4239 014 00			
27373-1090	1														
-----	BRUSH, ALTERNATOR, A														
25.	2											2660 001 20			
27371-1150	2														
-----	SPRING, BRUSH														
26.	2											5210 000 00			
27372-1080	2														
-----	CLAMP														
27.	2											3220 374 00			
27445-1160	2														
-----	REGULATOR ASSY, GEN														
28.	1											1291 005 00			
(27700-1510)	1														
V01	1											1291 004 00			
27700-1370	1														
-----	TERMINAL, W/ LEAD WIRE														
29.	1											1920 105 11			
27147-1130	1														
-----	ROTOR ASSY, ALTERNATOR														
30.	1											1221 143 00			
27330-1470	1														
-----	FRAME ASSY, ALTERNATOR DRIVE SIDE														
31.	1											1240 070 00			
27310-1450	1														
-----	FRAME, DRIVE END														
32.	1											2242 084 00			
27311-1400	1														



1-J9

1890-1824D ALTERNATOR

PART NUMBER	QUANTITY										REVISION				
	A	B	C	D	E	F	G	H	I	J	K	L	M	N	O
	(MAKER NAME SAWAFUJI DENKI)										MAKER PART NO.				
--- : 33. : *---* 27133-1070	RETAINER,BRG										3401 054 00				
--- : 33.1 : *---* 27312-1500	PLATE,RETAINER										3409 005 00				
--- : 34. : *---* 27313-1150	COVER,FELT										3409 173 00				
--- : 34.1 : *---* 9881-20105	BEARING,BALL										6206 007 10				
--- : 35. : *---* 27315-1170	FELT										4140 038 00				
--- : 36. : *---* 27412-1130	COLLAR,SPACE										262100000				
--- : 37. : *---* 27316-1050	PACKING										3409 002 00				
--- : 38. : *---* 9881-17111	BEARING,BALL										620600760				
--- : S 39. : *---* 9210-18090	NUT,LOCK														
--- : 40. : *---* 27317-1100	BOLT,THROUGH										5010 047 30				
--- : 41. : *---* 27388-1140	COVER										3221 264 00				
--- : 42. : *---* 27317-1420	BOLT,THROUGH										5010 062 10				
--- : 47. : *---* 29300-1230	PUMP ASSY,VACUUM										1290 005 01				
--- : 48. : *---* (29322-1010) V 01	BUSHING,OIL SEAL										6279 017 00				

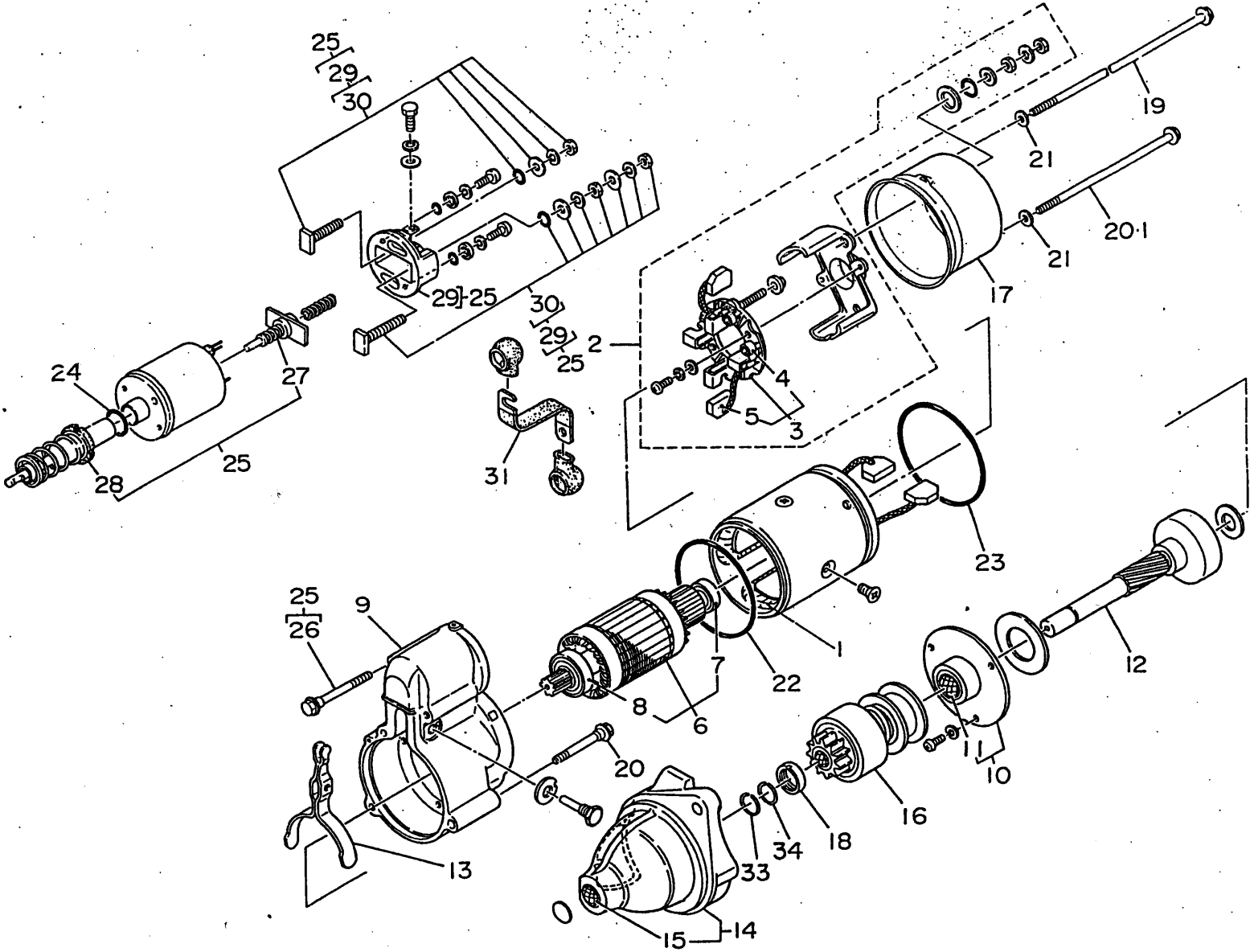
1890-1824D ALTERNATOR

PART NUMBER	QUANTITY										REVISION				
	A	B	C	D	E	F	G	H	I	J	K	L	M	N	O
	(MAKER NAME SAWAFUJI DENKI)										MAKER PART NO.				
--- : 48. : *---* 29322-1040	BUSHING,OIL SEAL										6279 017 01				
--- : 49. : *---* 29342-1060	PACKING, VACUUM PUMP										6414 040 00				
--- : 50. : *---* 29331-1060	BLADE,VACUUM PUMP,A										6279 042 00				
--- : 52. : *---* 29352-1020	HOLLOW,SCREW										6279 045 00				
--- : 53. : *---* 29313-1060	WASHER,NIPPLE										6279 046 00				
--- : 54. : *---* 29352-1010	HOLLOW,SCREW										6279 021 00				
--- : 55. : *---* 29313-1070	WASHER,NIPPLE										6279 047 00				
--- : 56. : *---* 29301-1140	VALVE SUB ASSY,CHECK										6279 037 0009				
--- : 57. : *---* 29313-1080	WASHER,NIPPLE										6279 038 00				
--- : 58. : *---* 29313-1090	WASHER,NIPPLE										6279 039 00				
--- : 60. : *---* 27431-1350	PULLEY,ALTERNATOR										2080 199 00				
--- : 61. : *---* 27441-1140	FAN,ALTERNATOR										3448 033 00				
--- : S 62. : *---* 9280-18460	LOCKWASHER														

1-K9

1890-1846Z MOTOR, STARTING

1846Z
I-NO.22



1-L9

1890-1846Z MOTOR, STARTING

PART NUMBER	Q U A N T I T Y										REVISION				
	A	B	C	D	E	F	G	H	I	J	K	L	M	N	O
	(MAKER NAME SAWAFUJI DENKI)										MAKER	PART NO.			
----- : ASSY PARTS : *-----*	STARTER ASSY														
28100-1691	*											(24V-4.5KW)	I-NO.22		
----- : 1. : *-----*	COIL, START FIELD														
28121-1210	2											1316 088 00			
----- : 2. : *-----*	FRAME ASSY, START COMMUTATOR END														
28130-1310	1											1330 043 0009			
----- : 3. : *-----*	HOLDER ASSY, START BRUSH														
28140-1230	1											1331 038 0009			
----- : 4. : *-----*	SPRING, START BRUSH														
28143-1100	4											5250 022 00			
----- : 5. : *-----*	BRUSH, START														
28142-1190	4											2660 060 00			
----- : 6. : *-----*	ARMATURE ASSY, START														
28160-1370	1											1320 071 00			
----- : 7. : *-----*	BEARING, BALL														
9881-12101	1											6206 011 00			
----- : 8. : *-----*	BEARING, BALL														
9881-17113	1											6206 005 70			
----- : 9. : *-----*	BEARING, CENTER														
28126-1411	1											2244 056 10			
----- : 10. : *-----*	PLATE, CENTER														
28127-1100	1											3401 060 00			
----- : 11. : *-----*	BUSH, CENTER BRG														
28125-1210	1											2620 119 00			
----- : 11.1 : *-----*	PLATE														
28118-1220	3											3051 030 01			
----- : 12. : *-----*	SHAFT, DRIVE														
28254-1100	1											2441 015 00			

1890-1846Z MOTOR, STARTING

PART NUMBER	Q U A N T I T Y										REVISION				
	A	B	C	D	E	F	G	H	I	J	K	L	M	N	O
	(MAKER NAME SAWAFUJI DENKI)										MAKER	PART NO.			
----- : 13. : *-----*	LEVER, PINION DRIVE														
28113-1250	1											3232 041 00			
----- : 14. : *-----*	HOUSING, START DRIVE														
28115-1520	1											2246 019 00			
----- : 15. : *-----*	BUSH, DRIVE HOUSING														
28111-1340	1											2620 114 00			
----- : 16. : *-----*	CLUTCH SUB ASSY, START														
(28011-1270) V01	1											1361 043 00			
28011-1420	1											1361 043 02			
----- : 17. : *-----*	COVER, END														
28134-1010	1											3429 034 00			
----- : 18. : *-----*	STOPPER, PINION SET														
28102-1020	1											3661 018 00			
----- : 19. : *-----*	BOLT, HOUSING SET														
28112-1620	1											5010 260 10			
----- : 20. : *-----*	BOLT, HOUSING SET														
28112-1320	2											5010 190 30			
----- : 20.1 : *-----*	BOLT, HOUSING SET														
28112-1610	1											5010 260 00			
----- : 21. : *-----*	WASHER, START														
28219-1140	2											5030 014 00			
----- : 22. : *-----*	O-RING														
9851-80103	1														
----- : 23. : *-----*	O-RING														
9851-84105	1											6414 031 00			
----- : 24. : *-----*	O-RING														
9851-08113	1											6414 036 00			



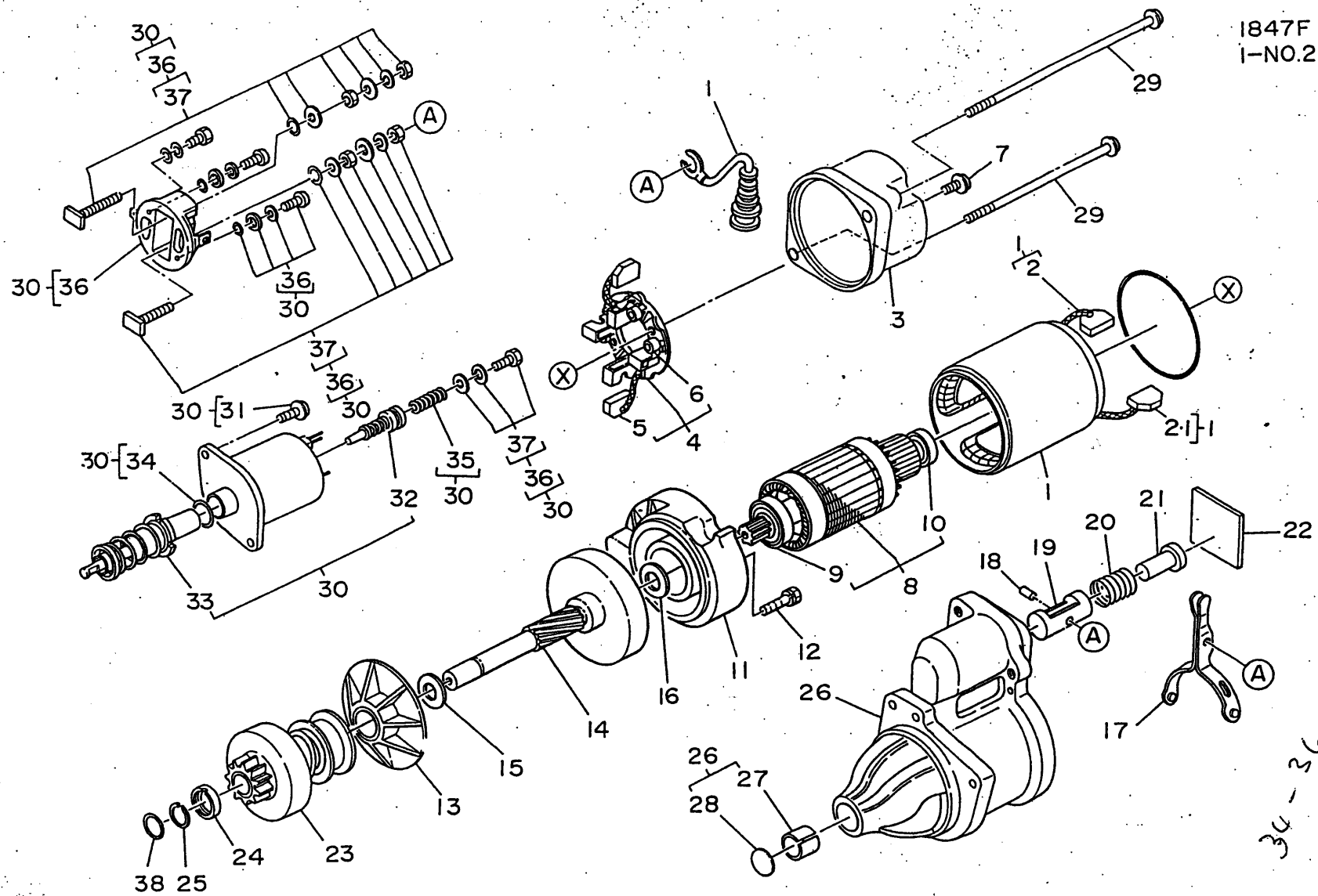
1890-1846Z MOTOR, STARTING

PART NUMBER	Q U A N T I T Y													REVISION		
	A	B	C	D	E	F	G	H	I	J	K	L	M	N	O	REF. CODE
	(MAKER NAME SAWAFUJI DENKI)													MAKER	PART NO.	
----- : 25. : *-----*	SWITCH ASSY, START MAGNET															
28150-1730	1															1350 092 11
----- : 26. : *-----*	BOLT, HOUSING SET															
28112-1430	2															5010 190 20
----- : 27. : *-----*	POINT ASSY, CONTACTOR															
28180-1200	1															1352 026 00
----- : 28. : *-----*	CORE ASSY, W/ JOINT															
28220-1260	1															1353 050 00
----- : 29. : *-----*	COVER ASSY, CONTACTOR W/ TERMINAL															
28240-1470	1															1359 053 00
----- : 30. : *-----*	TERMINAL ASSY, W/ NUT															
28230-1220	1															3671 073 0009
----- : 31. : *-----*	LEAD, SWITCH CONNECTING															
28151-1330	1															2425 163 00
----- : 33. : *-----*	RING RETAINER															
28168-1130	1															5058 039 00
----- : 34. : *-----*	HOOK															
28164-1040	1															

1-A10

1890-1847F STARTER

1847F
I-NO.25



34-36
9-10



PART NUMBER	Q U A N T I T Y										REVISION					
	A	B	C	D	E	F	G	H	I	J	K	L	M	N	O	REF.CODE
	(MAKER NAME SAWAFUJI DENKI)										MAKER PART NO.					

*ASSY PARTS:	STARTER ASSY															
28100-1890	*	-													(24V-4.5KW)	I-NO.25
28100-1891	-	*													(24V-4.5KW)	I-NO.25

1.	YOKE ASSY, START															
28120-1470	1	-													1355 031 00	
28120-1480	-	1													1355 031 01	

2.	BRUSH, START															
28148-1040	1	1													2660 073 0009	

2.1	BRUSH, START															
28148-1050	1	1													2660 073 1009	

3.	FRAME, COMMUTATOR END															
28133-1520	.1	-													2240 211 12	
(28133-1500)	-	1													2240 211 13	
28133-1620	-	1													2240 211 14	

4.	HOLDER ASSY, START BRUSH															
28140-1300	1	1													1331 042 00	

5.	BRUSH, START															
28142-1270	2	2													2660 073 2009	

6.	SPRING, START BRUSH															
28143-1170	4	4													5250 027 00	

7.	BOLT, HOUSING SET															
28112-2000	2	2													5000 105 00	

8.	ARMATURE ASSY, START															
28160-1490	1	1													1320 077 00	

9.	BEARING															
28252-1340	1	1													6206 011 50	

10.	BEARING															
28252-1350	1	1													6206 011 00	

11.	HOUSING, GEAR															
28119-1100	1	1													2245 009 00	

PART NUMBER	Q U A N T I T Y										REVISION					
	A	B	C	D	E	F	G	H	I	J	K	L	M	N	O	REF.CODE
	(MAKER NAME SAWAFUJI DENKI)										MAKER PART NO.					

12.	BOLT, HOUSING SET															
28112-1900	1	1													5010 274 10	

13.	BEARING, CENTER															
28126-1470	1	1													2244 061 00	

14.	SHAFT, DRIVE															
28254-1210	1	1													2441 027 00	

15.	PLATE															
28118-1040	AR	AR													5031 052 00	

16.	PLATE															
28118-1300	AR	AR													5031 057 00	

17.	LEVER, PINION DRIVE															
28113-1240	1	1													1372 040 00	

18.	PIN, DRIVE LEVER SET															
28114-1080	1	1													3600 178 00	

19.	HOLDER															
28262-1110	2	2													4223 037 00	

20.	SPRING, PINION RETURN															
28116-1030	1	1													5201 093 00	

21.	PLATE															
28118-1200	1	1													2407 021 01	

22.	PACKING															
28117-1070	1	1													4141 225 00	

23.	CLUTCH SUB ASSY, START															
28011-1390	1	1													1361 052 00	

24.	STOPPER, PINION SET															
28102-1020	1	1													3661 018 00	

25.	RING RETAINER															
28168-1130	1	1													5058 039 00	



1890-1847F STARTER

PART NUMBER	Q U A N T I T Y										REVISION								
	A	B	C	D	E	F	G	H	I	J	K	L	M	N	O	REF. CODE			
	(MAKER NAME SAWAFUJI DENKI)										MAKER	PART NO.							
-----	HOUSING, START DRIVE																		
: 26. :																			

28115-1750	1	-														2246	027	009	W04D0815
(28115-1750)	-	1														2246	027	009	
V 01 28115-1820	-	1														2246	027	1009	
-----	BOSH, DRIVE HOUSING																		
: 27. :																			

28111-1130	1	1														2620	094	00	
-----	COVER, BRG																		
: 28. :																			

28132-1030	1	1														3409	056	00	
-----	BOLT, HOUSING SET																		
: 29. :																			

28112-1910	2	2														5010	274	00	
-----	POINT ASSY, CONTACTOR																		
: 30. :																			

28180-1330	1	1														1350	100	0009	
-----	BOLT, HOUSING SET																		
: 31. :																			

28112-1920	2	2														5010	273	00	
-----	POINT ASSY, CONTACTOR																		
: 32. :																			

28180-1300	1	1														13590	5800		
-----	CORE ASSY, W/JOINT																		
: 33. :																			

28220-1320	1	1														1353	053	00	
-----	PACKING																		
: 34. :																			

28138-1310	1	1														6414	032	20	
-----	SPRING, MAGNET SWITCH																		
: 35. :																			

28236-1020	1	1														5201	075	00	
-----	COVER ASSY, CONTACTOR W/TERMINAL																		
: 36. :																			

28240-1540	1	1														1359	059	0009	
-----	TERMINAL ASSY, W/NUT																		
: 37. :																			

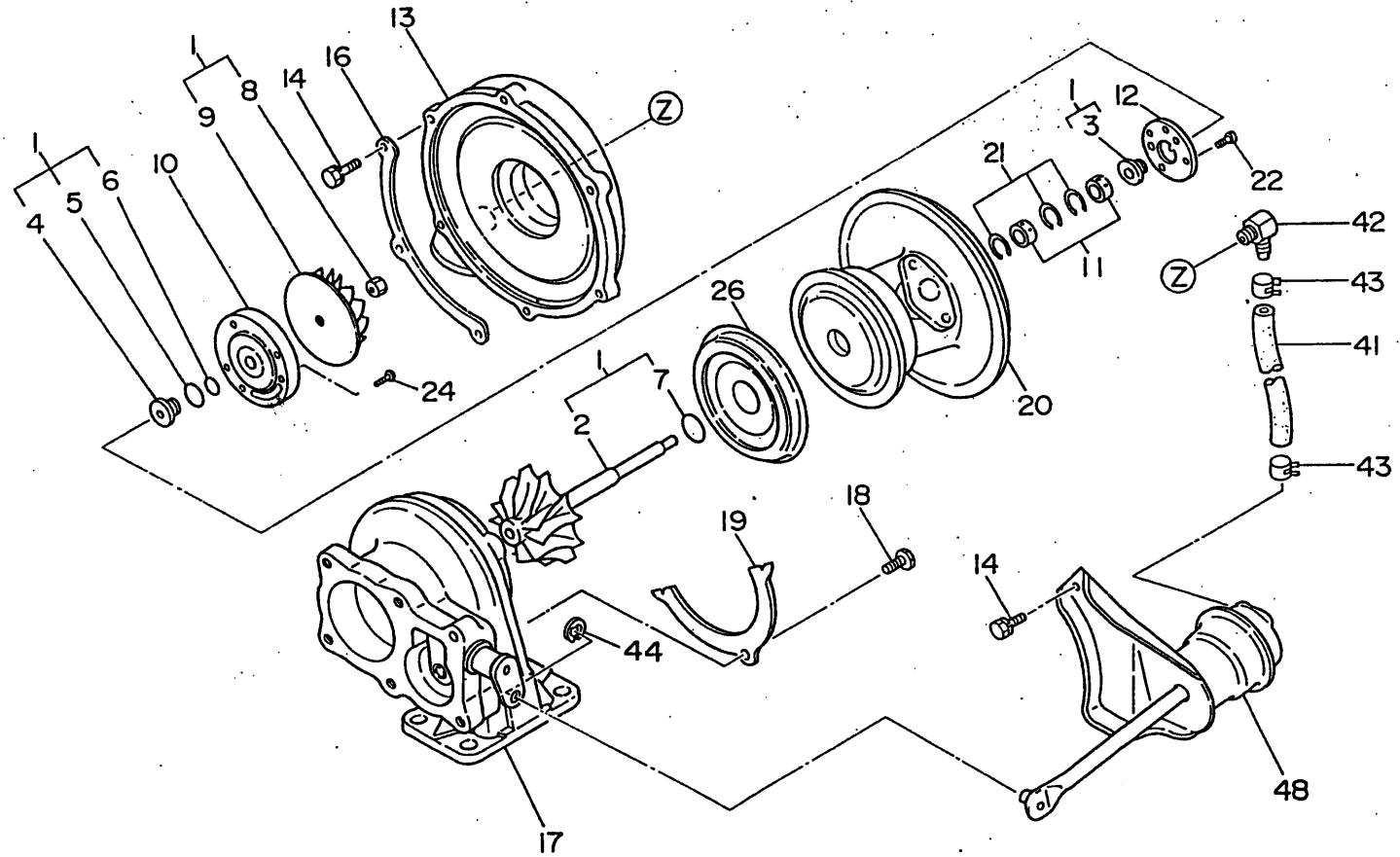
28230-1290	2	2														36710	740009		
-----	HOOK																		
: 38. :																			

28164-1040	1	1																	

1-D10

1890-1881L TURBOCHARGER

1881L
I-NO.23



1890-1881L TURBOCHARGER

1890-1881L TURBOCHARGER

PART NUMBER	Q U A N T I T Y										REVISION					
	A	B	C	D	E	F	G	H	I	J	K	L	M	N	O	REF. CODE
-----	TURBOCHARGER ASSY															
: ASSY PARTS :																

: 24100-1541 :	*															I-NO.23

: 1. :	ROTOR ASSY															

: 24150-1300 :	1															

: 2. :	ROTOR, TURBINE															

: 24115-1280 :	1															

: 3. :	BUSH															

: 24122-1050 :	1															

: 4. :	THROWER, OIL															

: 24116-1070 :	1															

: 5. :	SEAL, RING															

: 24124-1190 :	1															

: 6. :	SEAL, RING															

: 24124-1200 :	1															

: 7. :	SEAL, RING															

: 24124-1270 :	1															

: 8. :	NUT, LOCK															

: 24117-1210 :	1															

: 9. :	IMPELLER, BLOWER															

: 24118-1120 :	1															

: 10. :	PLATE, BACK															

: 24127-1110 :	1															

: 11. :	BEARING															

: 24131-1150 :	2															

: 12. :	BEARING, INBOARD THRUST															

: 24143-1090 :	1															

: 13. :	CASE, BLOWER															

: 24114-1190 :	1															



PART NUMBER	Q U A N T I T Y										REVISION					
	A	B	C	D	E	F	G	H	I	J	K	L	M	N	O	REF. CODE
-----	BOLT															
: 14. :																

: 24145-1240 :	6															

: 16. :	PLATE															

: 24123-1300 :	1															

: 17. :	CASE, TURBINE															

: 24111-1300 :	1															

: 18. :	BOLT															

: 24145-1190 :	4															

: 19. :	PLATE															

: 24123-1200 :	2															

: 20. :	CASE, BRG															

: 24121-1150 :	1															

: 21. :	RING, NOZZLE															

: 24132-1110 :	3															

: 22. :	SCREW															

: 24136-1120 :	4															

: 24. :	SCREW															

: 24136-1130 :	4															

: 26. :	PROTECTOR, HEAT															

: 24141-1090 :	1															

: 41. :	HOSE, AIR															

: 24174-1040 :	1															

: 42. :	ADAPTER															

: 24151-1070 :	1															

: 43. :	CLAMP															

: 24175-1010 :	2															

: 44. :	RING, NOZZLE															

: 24132-1120 :	1															

1890-1881L TURBOCHARGER

PART NUMBER	Q U A N T I T Y										REVISION					
	A	B	C	D	E	F	G	H	I	J	K	L	M	N	O	REF. CODE

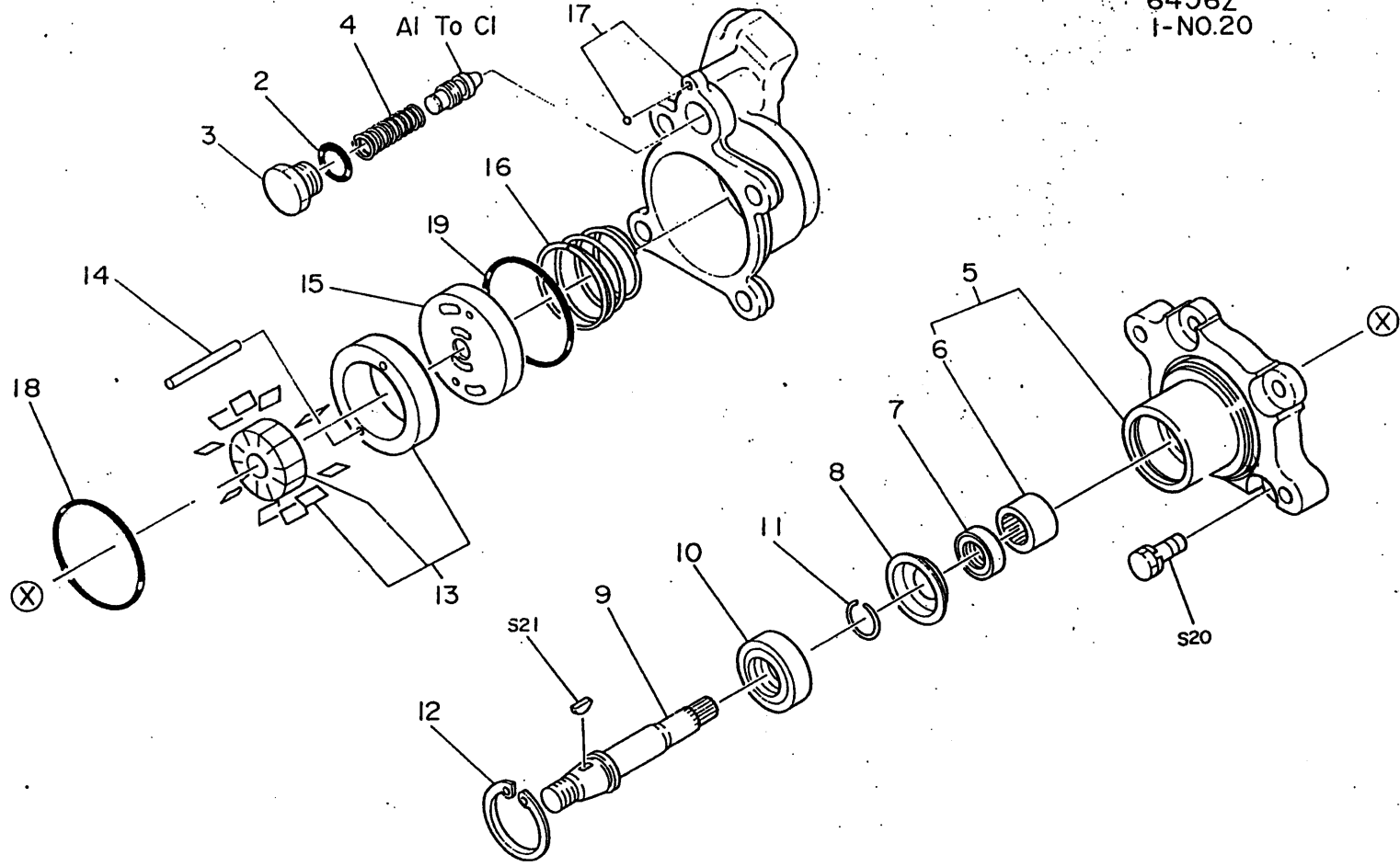
* 48. : ACTUATOR SUB ASSY																

(24104-1050)	1															
V 01																
24104-1070	1															

1-G10

1890-6406Z PUMP, OIL, POWER STEERING

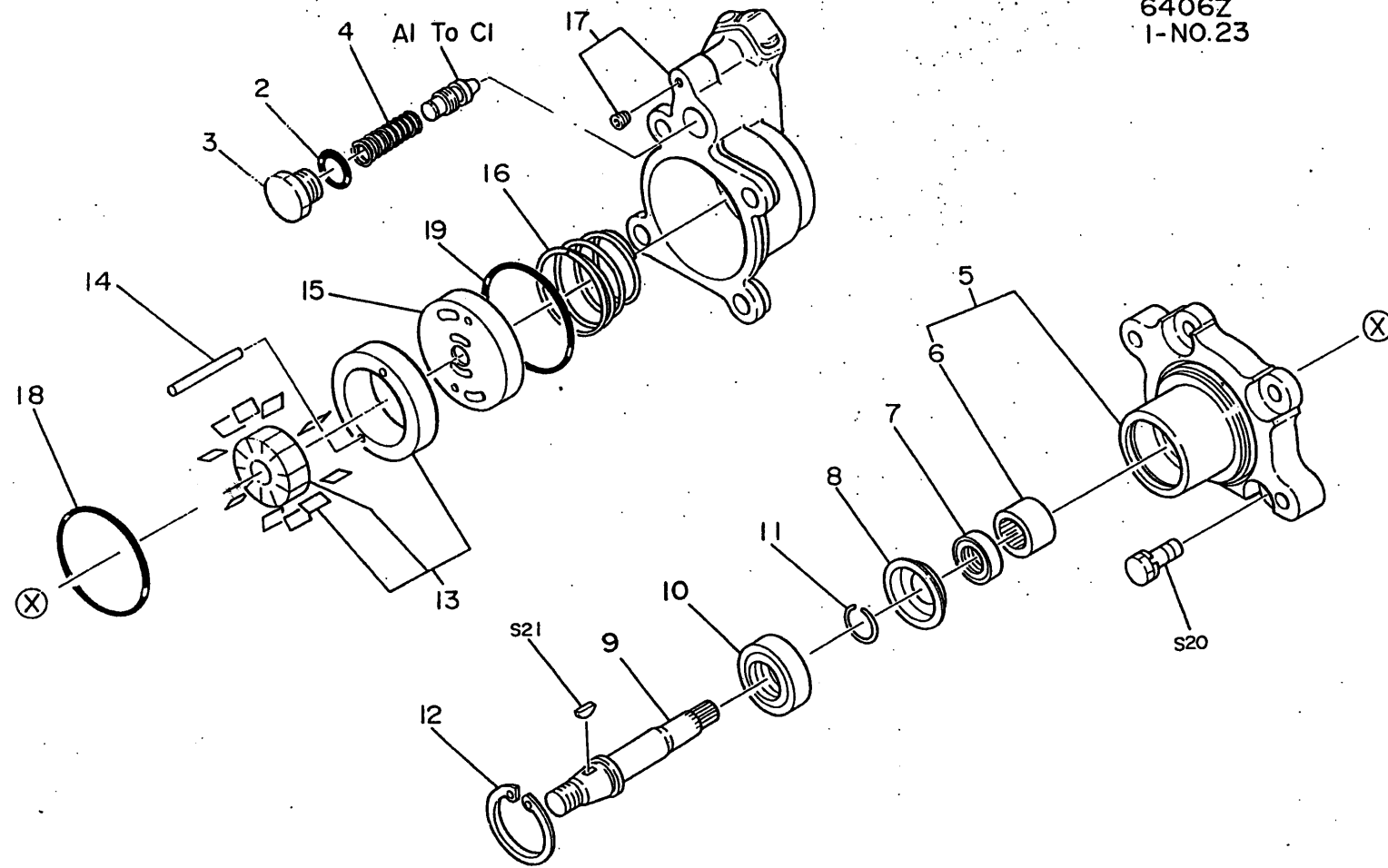
6406Z
I-NO.20



1-H10

1890-6406Z PUMP, OIL, POWER STEERING

6406Z
I-NO.23



1890-6406Z PUMP, OIL, POWER STEERING

PART NUMBER	Q U A N T I T Y										REVISION				
	A	B	C	D	E	F	G	H	I	J	K	L	M	N	O
----- : ASSY PARTS : *-----* 44310-1720	PUMP ASSY, PS										I-NO. 20 W04D0772 I-NO. 23				
----- : A 1. : *-----* OR 44330-1360	VALVE ASSY, FLOW CONTROL														
----- : B 1. : *-----* OR 44330-1370	VALVE ASSY, FLOW CONTROL														
----- : C 1. : *-----* OR 44330-1380	VALVE ASSY, FLOW CONTROL														
----- : 2. : *-----* (44391-1440) V 02 44391-1650	O-RING														
----- : 3. : *-----* 44326-1180	PLUG														
----- : 4. : *-----* 44314-1210	SPRING														
----- : 5. : *-----* (44302-1710) V 01 44302-1810	BODY SUB ASSY, PUMP														
----- : 6. : *-----* 9885-17102	BEARING, NEEDLE ROLLER														
----- : 7. : *-----* 44393-1010	SEAL, OIL PS														
----- : 8. : *-----* 44392-1010	RING, RETAINER PS														
----- : 9. : *-----* 44312-1240	SHAFT, VANE PUMP														

1890-6406Z PUMP, OIL, POWER STEERING

PART NUMBER	Q U A N T I T Y										REVISION				
	A	B	C	D	E	F	G	H	I	J	K	L	M	N	O
----- : 10. : *-----* 44394-1010	BEARING, BALL														
----- : 11. : *-----* 44395-1010	RING, SHAFT SPRING														
----- : 12. : *-----* 44392-1020	RING, RETAINER PS														
----- : 13. : *-----* (44306-1190) V 02 44306-1180	CARTRIDGE SUB ASSY										W04D0772				
----- : 14. : *-----* 44318-1110	DOWEL, ROTOR CASE														
----- : 15. : *-----* 44322-1260	PLATE, SIDE														
----- : 16. : *-----* 44314-1310	SPRING														
----- : 17. : *-----* (44302-1720) V 02 44302-1860	BODY SUB ASSY, PUMP										W04D0772				
----- : 18. : *-----* 44391-1490	O-RING														
----- : 19. : *-----* (44391-1450) V 01 44391-1660	O-RING														
----- : S 20. : *-----* 9191-06203	BOLT														
----- : S 21. : *-----* 9534-05160	KEY, WOODRUFF														

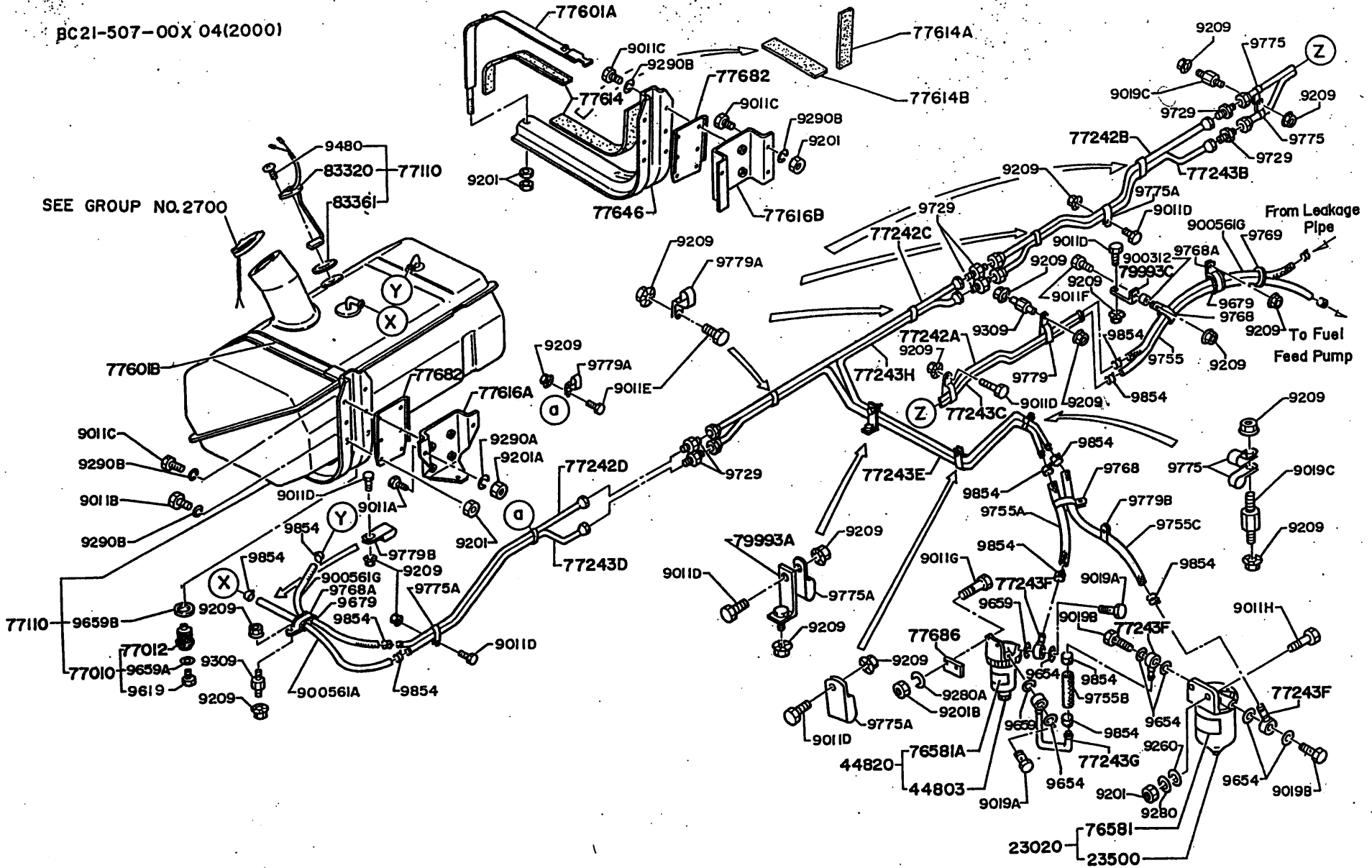
1-B11

2.000

FUEL TANK

RB145KA (AGK, AGN)

BC21-507-00X 04(2000)



SEE GROUP NO.2700

From Leakage Pipe
To Fuel Feed Pump

2000 FUEL TANK

2000 FUEL TANK

PART NUMBER	Q U A N T I T Y										REVISION					
	A	B	C	D	E	F	G	H	I	J	K	L	M	N	O	REF.CODE
A RB14SKA (AEA,AGA,AAHA,AKA,ANA) B RB14SKA (AGK,AGN)																
----- : 23020 : PRE-FILTER ASSY,FUEL EXPORT *-----*																
----- : 23020-1010 : *-----*	-	1														
----- : 23500 : PRE-FILTER ASSY,FUEL *-----*																
----- : 23500-1010 : *-----*	-	1														2090-1518F (COMPONENTS, SEE GROUP NO. OR LOCATION NO.1-G11)
----- : 44803 : SEPARATOR SUB ASSY,WATER *-----*																
----- : 44803-1080 : *-----*	-	1														(JPN ENG) (COMPONENTS, SEE GROUP NO. 2090-1571B OR LOCATION NO.1-H11)
----- : 44820 : SEPARATOR ASSY WATER EXPORT *-----*																
----- : 44820-1010 : *-----*	-	1														
----- : 76581 : PLATE,CAUTION COMPLETE *-----*																
----- OR 76581-4490 : OR 76581-4500 : *-----*	-	1														(ESP CHN) (FRA ARB)
----- : 76581 A : PLATE,CAUTION COMPLETE *-----*																
----- OR 76581-4720 : OR 76581-4730 : *-----*	-	1														(ESP CHN) (FRA ARB)
----- : 77010 : PLUG ASSY,FUEL DRAIN *-----*																
----- : 77010-1010 : *-----*	1	1														
----- : 77012 : PLUG SUB ASSY,FUEL DRAIN *-----*																
----- : 77012-1010 : *-----*	1	1														
----- : 77110 : TANK ASSY,FUEL *-----*																
----- : 77110-3440 : *-----*	1	1														(100L)
----- : 77242 A : PIPE,FUEL RETURN *-----*																
----- : 77242-8210 : *-----*	1	1														
----- : 77242 B : PIPE,FUEL RETURN *-----*																
----- : 77242-8220 : *-----*	1	1														
----- : 77242 C : PIPE,FUEL RETURN *-----*																
----- : 77242-8230 : : 77242-8790 : *-----*	1	-														

PART NUMBER	Q U A N T I T Y										REVISION					
	A	B	C	D	E	F	G	H	I	J	K	L	M	N	O	REF.CODE
----- : 77242 D : PIPE,FUEL RETURN *-----*																
----- : 77242-9150 : *-----*	-	1														
----- : 77243 A : PIPE,FUEL FEED *-----*																
----- : 77243-2130 : *-----*	1	-														
----- : 77243 B : PIPE,FUEL FEED *-----*																
----- : 77243-2140 : *-----*	1	1														
----- : 77243 C : PIPE,FUEL FEED *-----*																
----- : 77243-2150 : *-----*	1	1														
----- : 77243 D : PIPE,FUEL FEED *-----*																
----- : 77243-3700 : *-----*	-	1														
----- : 77243 E : PIPE,FUEL FEED *-----*																
----- : 77243-3080 : *-----*	-	1														
----- : 77243 F : PIPE,FUEL FEED *-----*																
----- : 77243-1840 : *-----*	-	3														
----- : 77243 G : PIPE,FUEL FEED *-----*																
----- : 77243-3090 : *-----*	-	1														
----- : 77243 H : PIPE,FUEL FEED *-----*																
----- : 77243-3100 : *-----*	-	1														
----- : 77320 : CAP ASSY,FUEL TANK *-----*																
----- : 77320-1040 : *-----*	1	-														
----- : 77601 A : BAND SUB ASSY,FUEL TANK *-----*																
----- : (77601-1800) V 01 : 77601-2350 : *-----*	1	1														
----- : 77601 B : BAND SUB ASSY,FUEL TANK *-----*																
----- : (77601-1810) V 01 : 77601-2360 : *-----*	1	1														
----- : 77614 : SEAT *-----*																
----- : 77614-1240 : : 77614-2900 : (*****) V 05 : 77614-3140 : *-----*	4	4														



2000

FUEL TANK

PART NUMBER	Q U A N T I T Y										REVISION				
	A	B	C	D	E	F	G	H	I	J	K	L	M	N	O
A RB145KA (AEA,AGA)	AHA,AKA,ANA)														
B RB145KA (AGK,AGN)															

: 77614 A :	SEAT														

(*****)															
V 05															
77614-1950	2	2													
-----											RBB20298				
: 77614 B :	SEAT														

(*****)															
V 05															
77614-2720	2	2													
-----											RBB20298				
: 77616 A :	BRACKET,FUEL TANK														

77616-1310	1	1													

: 77616 B :	BRACKET,FUEL TANK														

77616-1320	1	1													

: 77646 :	SUPPORT,FUEL TANK														

77646-1870	2	2													

: 77682 :	CHANNEL,FUEL TANK SUPT														

77682-1042	2	2													

: 77686 :	SPACER														

77686-1020	-	1													

: 79993 A :	HOLDER,CLIP														

79993-2890	-	1													

: 79993 C :	HOLDER,CLIP														

79993-3080	1	1													

: 83320 :	GAGE ASSY,FUEL SENDER														

83320-1420	1	1													

: 83361 :	GASKET,FUEL SENDER GAGE														

83361-1020	1	1													



2000

FUEL TANK

PART NUMBER	Q U A N T I T Y										REVISION				
	A	B	C	D	E	F	G	H	I	J	K	L	M	N	O

: 900312 :	SPACER														

9003-12223	1	-													

: 900561 A :	HOSE														

(9005-61335)	1	1													
V 02															
9005-61594	1	1													

: 900561 G :	HOSE														
-----											RHB20208				
(9005-61346)	1	1													
V 04															
(*****)															
V 02															
9005-61595	1	1													
V 01															
V 02															
9005-61596	1	1													
(9005-61346)	1	1													
V 02															
9005-61596	1	1													

: 9011 A :	BOLT														

9011-12300	3	3													

: 9011 B :	BOLT														

9011-10250	4	4													

: 9011 C :	BOLT														

9011-10300	12	12													

: 9011 D :	BOLT														

9011-08160	4	6													

: 9011 E :	BOLT														

9011-08200	6	6													

CONT.															
: 9011 E :	BOLT														

9011-08300	1	-													

: 9011 F :	BOLT														

9011-08250	1	1													

: 9011 G :	BOLT														

9011-08400	-	2													

: 9011 H :	BOLT														

9011-10450	-	2													

: 9019 A :	BOLT														

9019-13101	-	2													

2000 FUEL TANK

2000 FUEL TANK

PART NUMBER	Q U A N T I T Y										REVISION					
	A	B	C	D	E	F	G	H	I	J	K	L	M	N	O	REF.CODE
A RB145KA (AEA,AGA, AHA,AKA,ANA)																
B RB145KA (AGK,AGN)																

: 9019 B : BOL																

: 9019-14184 - 2																

: 9019 C : BOL																

: 9019-08168 2 2																

: 9201 : NUT																

: 9201-10080 13 15																

: 9201 A : NUT																

: 9201-12100 3 3																

: 9201 B : NUT																

: 9201-08070 - 2																

: 9209 : NUT																

: 9209-08121 14 24																

: 9260 : WASHER,PLAIN																

: 9260-10330 - 2																

: 9280 : LOCKWASHER																

: 9280-10250 1 3																

: 9280 A : LOCKWASHER																

: 9280-08200 - 2																

: 9290 A : LOCKWASHER																

: 9290-12360 3 3																

: 9290 B : LOCKWASHER																

: 9290-10300 16 16																

: 9309 : STUD																

: 9309-08101 2 2																

: 9480 : BOL																

: 9480-05100 5 5																

: 9619 : PLUG																

: (9600-12090) 1 1																

: 9619-12102 1 1																

PART NUMBER	Q U A N T I T Y										REVISION					
	A	B	C	D	E	F	G	H	I	J	K	L	M	N	O	REF.CODE

: 9654 : WASHER,SOFT																

: 9654-14150 - 6																

: 9659 : WASHER,SOFT																

: 9659-13101 - 2																

: 9659 A : WASHER,SOFT																

: 9659-12115 1 1																

: 9659 B : WASHER,SOFT																

: 9659-42101 1 1																

: 9679 : GROMMET																

: 9679-14108 3 2																

: 9729 : CONNECTOR																

: 9729-08113 4 7																

: 9755 : TUBE, VENYL (FUEL)																

: 9755-10160 1 1																

: 9755 A : TUBE, VENYL (FUEL)																

: 9755-10070 - 1																

: 9755 B : TUBE, VENYL (FUEL)																

: 9755-10030 - 1																

: 9755 C : TUBE, VENYL (FUEL)																

: 9755-10120 - 1																

: 9768 : CLIP																

: 9768-14020 1 2																



2000

FUEL TANK

PART NUMBER	Q U A N T I T Y										REVISION					
	A	B	C	D	E	F	G	H	I	J	K	L	M	N	O	REF. CODE
A RB145KA (AEA,AGA,ANA)																
B RB145KA (AGK,AGN)																

: 9768 A : CLIP																

9768-20020	3	2														

: 9769 : CLAMP																

9769-01130	1	1														

: 9775 : CLIP																

9775-08010	-	4														
9775-14010	1	-														

: 9775 A : CLIP																

9775-08020	4	4														

: 9779 : CLIP																

9779-08119	2	2														

: 9779 A : CLIP																

9779-08138	7	5														

: 9779 B : CLIP																

9779-08119	2	2														
9779-14103	-	1														

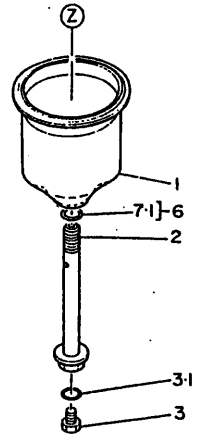
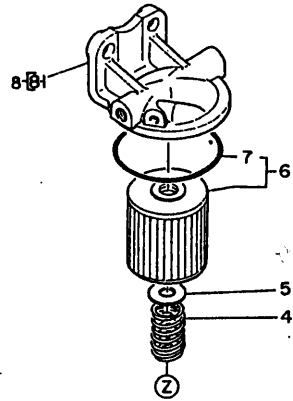
: 9854 : CLIP																

(9854-13105)	1	2														
V 02																
(9854-13111)	4	2														RBB20306
V 04																RBB50017
(*****)																RHB20208
V 02																
9854-14102	4	2														RBB20306
(9854-13105)	-	6														RBB50017
V 02																RHB20208
(9854-13111)	-	6														RBB20306
V 04																RBB50017
(*****)																RHB20208
V 02																
9854-14102	-	6														RBB20306
(9854-13105)	4	4														RBB50017
V 02																RHB20208
(9854-13111)	4	4														RBB20306
V 04																RBB50017
(*****)																RHB20208
V 02																
9854-14102	4	4														RBB20306
(9854-13105)	-	2														RBB50017
V 02																RHB20208
(9854-13111)	-	2														RBB20306
V 04																RBB50017
(*****)																RHB20208
V 02																
9854-14102	-	2														RBB20306

2090-1518F. FILTER, FUEL

2090-1518F FILTER, FUEL

1518F
I-NO.26



PART NUMBER	QUANTITY										REVISION				
	A	B	C	D	E	F	G	H	I	J	K	L	M	N	O

*ASSY PARTS:	PRE-FILTER ASSY,FUEL														

23500-1010	*														

1.	COVER,FUEL FILTER,LWR														

23321-1420	1														

2.	BOLT,CENTER														

23329-1240	1														

3.	PLUG,OIL FILTER DRAIN														

15643-1020	1														

3.1	O-RING														

9851-08101	1														

4.	SPRING,OIL FILTER ELEMENT SUPT														

15615-1150	1														

5.	WASHER														

15629-1020	1														

6.	ELEMENT SET,FUEL FILTER														

23401-1150	1														

7.	O-RING														

9851-01102	1														

7.1	O-RING														

9851-16114	1														

8.	COVER ASSY,FUEL FILTER														

23310-1480	1														

8.1	COVER,FUEL FILTER,														

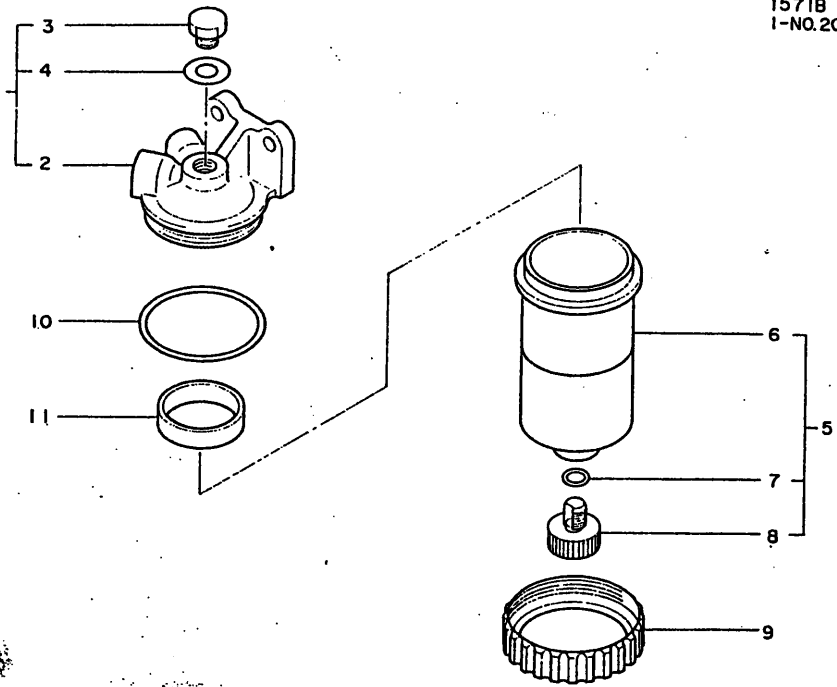
23311-1260	1														

I-NO.26

1-H11

2090-1571B SEDIMENTER

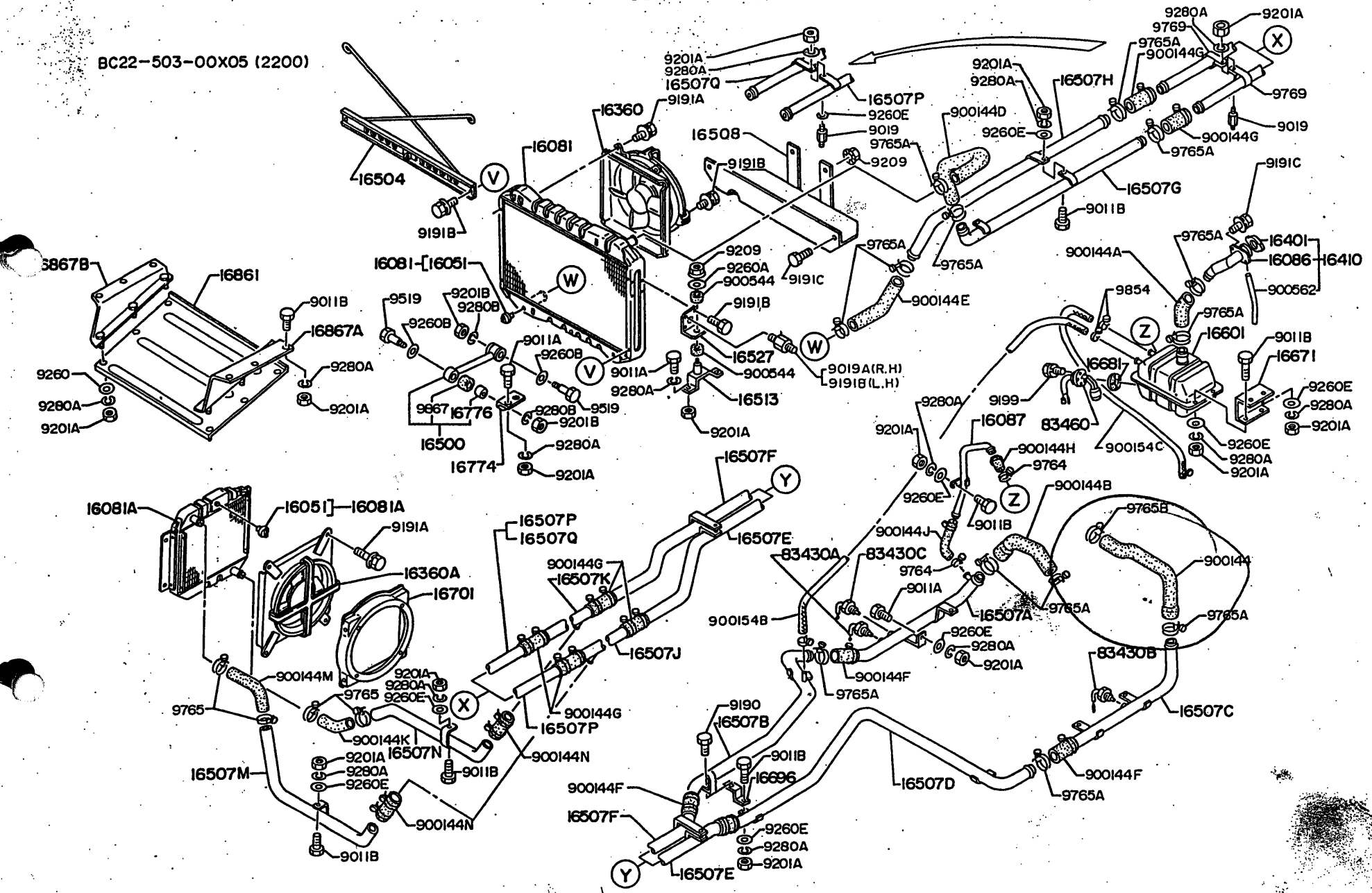
2090-1571B SEDIMENTER



PART NUMBER	Q U A N T I T Y															REVISION
	A	B	C	D	E	F	G	H	I	J	K	L	M	N	O	REF.CODE
-----	: ASSY PARTS: SEPARATOR SUB ASSY WATER															
44803-1080	*											(JPN ENG)	I-NO.20		
-----	: 1. : COVER ASSY WATER SEPARATOR															
23360-1010	1															
-----	: 2. : COVER WATER SEPARATOR															
23361-1011	1															
-----	: 3. : PLUG AIR															
23316-1030	1															
-----	: 4. : GASKET AIR PLUG															
23364-1010	1															
-----	: 5. : BODY ASSY WATER SEPARATOR															
23370-1010	1															
-----	: 6. : BODY WATER SEPARATOR															
23371-1010	1															
-----	: 7. : O-RING															
9851-09103	1															
-----	: 8. : PLUG DRAIN															
23322-1030	1															
-----	: 9. : RING RETAINER															
23362-1020	1															
-----	: 10. : O-RING															
9851-59101	1															
-----	: 11. : FLOAT															
23372-1010	1															

2200 COOLING SYSTEM

BC22-503-00X05 (2200)



2200

COOLING SYSTEM

PART NUMBER	Q U A N T I T Y										REVISION					
	A	B	C	D	E	F	G	H	I	J	K	L	M	N	O	REF.CODE
A RB145KA ALL																
---CONT---																
: 16507 Q :	PIPE SUB ASSY, SUCTION															
-----	16507-4300	1														
-----	16508	GUARD SUB ASSY, RAD														
-----	(***** V 05 16508-1130	1														RBB20302
-----	16513	STAY, RAD SUPT														
-----	16513-1030	2														
-----	16527	BRACKET, RAD STAY														
-----	16527-1340	2														
-----	16601	TANK SUB ASSY, HEADER														
-----	16601-1540	1														
-----	16671	BRACKET, HEADER TANK														
-----	16671-1410	2														
-----	16681	GASKET, WATER LEVEL SWITCH														
-----	16681-1030	1														
-----	16696	BRACKET, COOLANT PIPE														
-----	16696-1222	1														
-----	16701	SHROUD SUB ASSY, FAN														
-----	16701-3780	1														
-----	16774	BRACKET, FR SUPT														
-----	16774-1290	1														
-----	16776	PIECE, DISTANCE														
-----	16776-1040	2														
-----	16861	PLATE, AIR BAFFLE														
-----	16861-2170	1														
-----	16867 A	BRACKET, AIR BAFFLE														
-----	(16867-1400)	1														
-----	(16867-1401) V 02	1														
-----	(16867-1402) V 01	1														

-137-

CAT.NO. RB1013

2200

COOLING SYSTEM

PART NUMBER	Q U A N T I T Y										REVISION					
	A	B	C	D	E	F	G	H	I	J	K	L	M	N	O	REF.CODE
-----	16867 B	BRACKET, AIR BAFFLE														
-----	(16867-1410)	1														
-----	(16867-1411) V 02	1														RBB20333
-----	83430 A	SWITCH ASSY, TEMP														
-----	83430-1290	1 <i>FAT FAN'S</i>														
-----	83430 B	SWITCH ASSY, TEMP														
-----	83430-1300	1 <i>LIGHT-DASH</i>														
-----	83430 C	SWITCH ASSY, TEMP														
-----	83430-1340	1 <i>SIDE FAN'S</i>														
-----	83460	SWITCH ASSY, LEVEL WARNING														
-----	(83460-1250)	1														
-----	(83460-1290) V 02	1														RBB20270
-----	900144	HOSE, RAD														
-----	9001-44937	1														
-----	900144A	HOSE, RAD														
-----	9001-44863	1														
-----	900144B	HOSE, RAD														
-----	9001-44936	1														
-----	900144D	HOSE, RAD														
-----	9001-44963	1														
-----	900144E	HOSE, RAD														
-----	9001-44939	1														
-----	900144F	HOSE, RAD														
-----	9001-44325	4														
-----	900144G	HOSE, RAD														
-----	9001-44983	6														
-----	900144H	HOSE, RAD														
-----	9001-44940	1														

-138-

CAT.NO. RB1013

2200

COOLING SYSTEM

2200

COOLING SYSTEM

PART NUMBER	QUANTITY										REVISION REF:CODE				
	A	B	C	D	E	F	G	H	I	J		K	L	M	N
RB145KA ALL															

: 900144J : HOSE,RAD															

9001-44941	1														

: 900144K : HOSE,RAD															

9001-44603	1														

: 900144M : HOSE,RAD															

9001-44275	1														

: 900144N : HOSE,RAD															

9001-44276	2														

: 900154B : HOSE,RAD															

(9005-61112)	1														

V 02															
9001-54271	1														

: 900154C : HOSE,RAD															

(9005-61107)	1														

V 02															
9001-54267	1														

: 900544 : CUSHION															

9005-44268	4														

: 900562 : TUBE															

9005-62280	1														

: 9011 A : BOLT															

9011-08250	12														

: 9011 B : BOLT															

9011-08200	11														

9011-08200	1														

9011-08200	10														

: 9019 : BOLT															

9019-08264	1														

: 9019 A : BOLT															

(9309-08101)	2														

V 02															
9019-08196	1														

: 9190 : BOLT															

9190-08251	1														
											HTB20287				
											HTB20287				
											RBB20228				

PART NUMBER	QUANTITY										REVISION REF:CODE				
	A	B	C	D	E	F	G	H	I	J		K	L	M	N

: 9191 A : BOLT															

9191-06161	12														

: 9191 B : BOLT															

9191-08162	4														

(9191-08162)	6														

V 01															
9191-08162	7														

: 9191 C : BOLT															

9191-08161	4														

: 9199 : BOLT															

9199-04101	5														

: 9201 A : NUT															

9201-08070	36														

9201-08070	1														

9201-08070	11														

: 9201 B : NUT															

9201-06050	2														

: 9209 : NUT															

9209-08121	4														

: 9260 : WASHER,PLAIN															

9260-08220	6														

: 9260 A : WASHER,PLAIN															

9260-10360	2														

: 9260 B : WASHER,PLAIN															

9260-06270	2														

: 9260 E : WASHER,PLAIN															

9260-08180	8														



2200

COOLING SYSTEM

PART NUMBER	Q U A N T I T Y										REVISION					
	A	B	C	D	E	F	G	H	I	J	K	L	M	N	O	REF. CODE
A RB145KA ALL																
---CONT---																
: 9260 E : WASHER, PLAIN																
(9260-08180)	10															
V 01																
9260-08180	11															
*---A---																
: 9280 A : LOCKWASHER																
9280-08200	38															
9280-08200	11															
*---B---																
: 9280 B : LOCKWASHER																
9280-06150	2															
*---PIN---																
: 9519 : PIN																
9519-08136	2															
*---CLAMP---																
: 9764 : CLAMP																
9764-03220	4															
*---CLAMP---																
: 9765 : CLAMP																
9765-04020	8															
*---CLAMP---																
: 9765 A : CLAMP																
9765-05820	29															
*---CLAMP---																
: 9765 B : CLAMP																
9765-05220	1															
*---CLAMP---																
: 9769 : CLAMP																
(9769-44104)	10															
V 04																

*---CLIP---																
: 9854 : CLIP																
(9769-16114)	4															
V 02																
9854-15104	4															
*---BUSHING---																
: 9867 : BUSHING																
9867-10113	2															

RBB20333

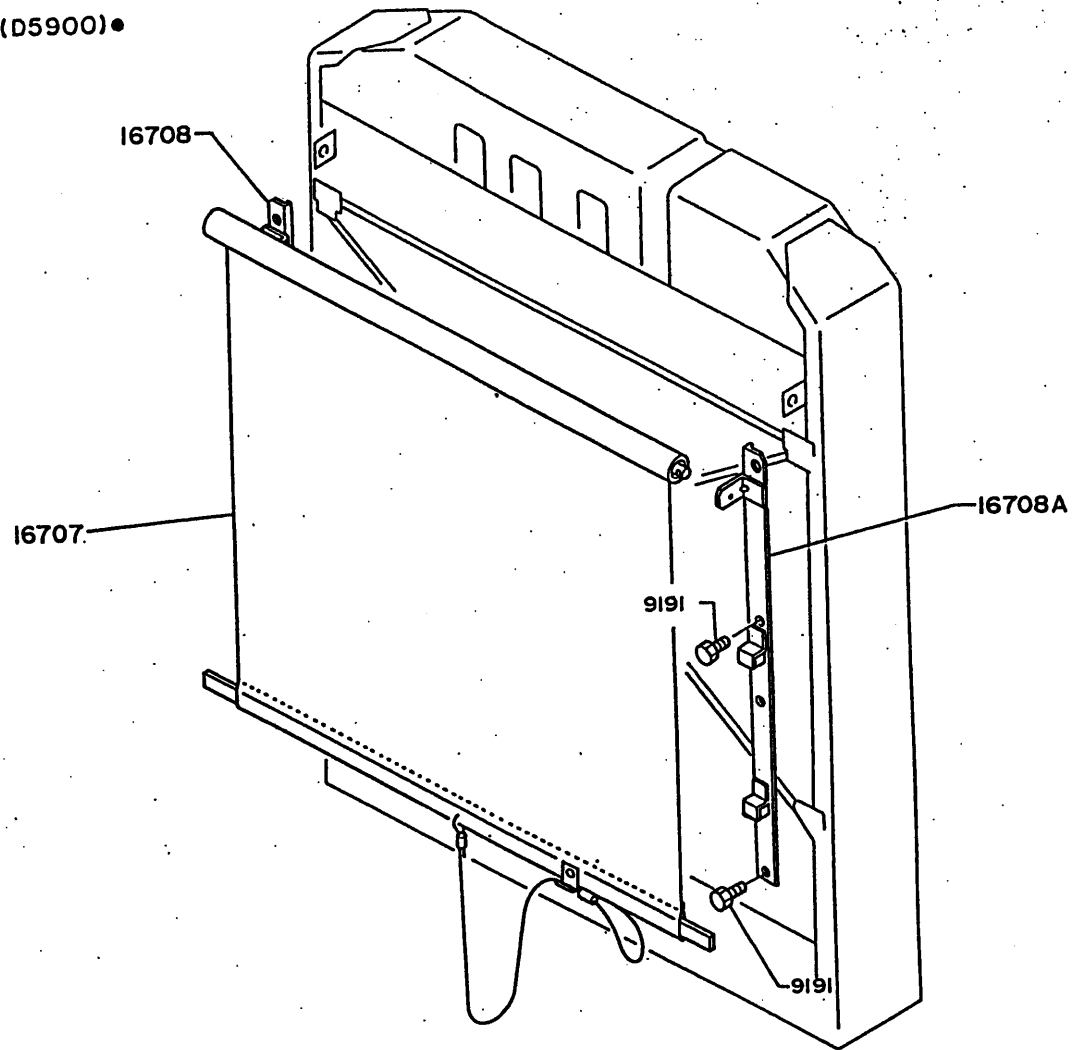
HTB20287

1-A12

2201

RADIATOR CURTAIN (OPTION)

MC22-002-50X13,X14(D5900)●



2201-A



PART NUMBER	Q U A N T I T Y										REVISION					
	A	B	C	D	E	F	G	H	I	J	K	L	M	N	O	REF. CODE
A F59-M001																

* 16707 *																

* 16707-1310 *																

* 16708 *																

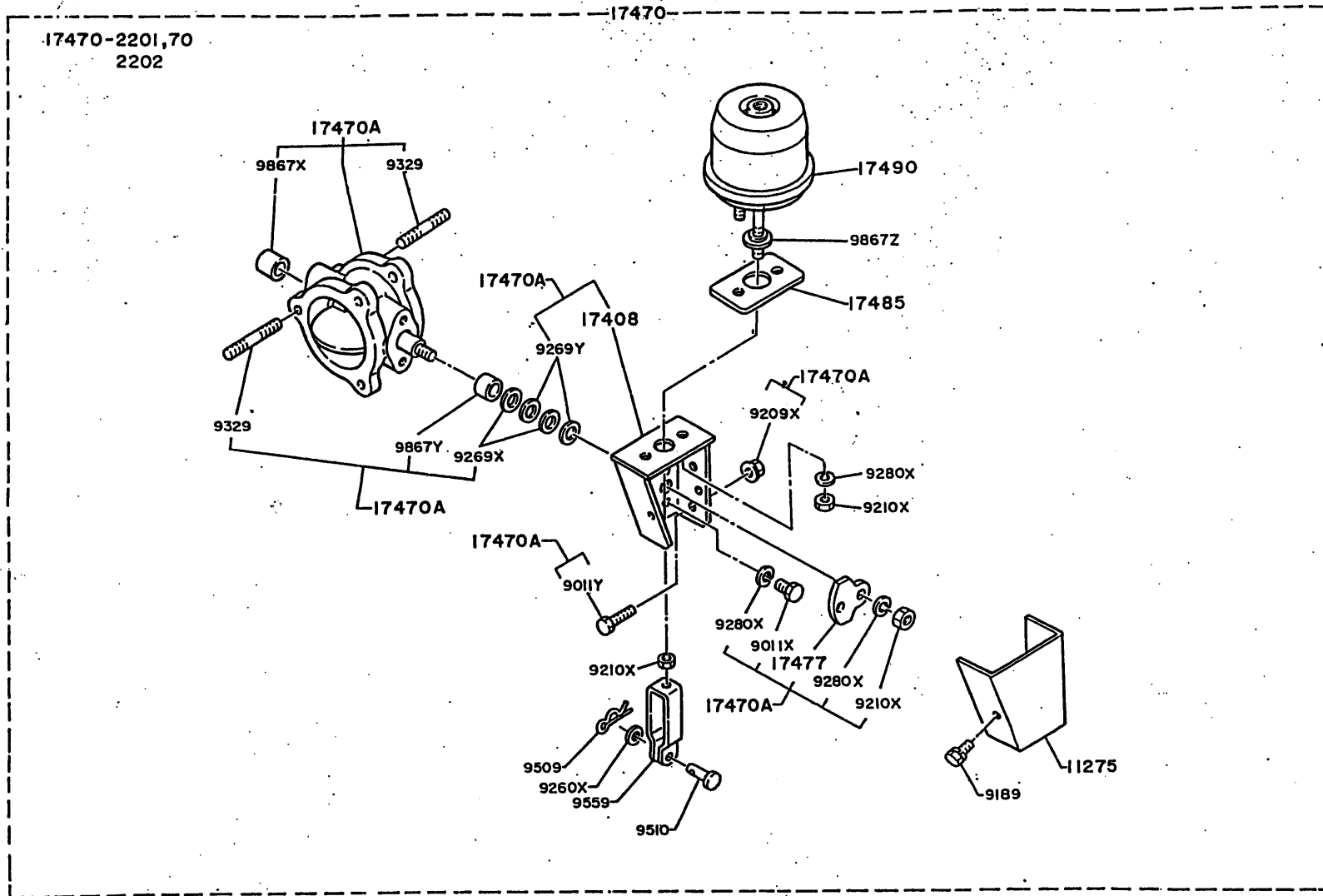
* 16708-1160 *																

* 16708 A *																

* 16708-1170 *																

* 9191 *																

* 9191-08201 *																



1-E12

2400 EXHAUST		QUANTITY										REVISION					
PART NUMBER		A	B	C	D	E	F	G	H	I	J	K	L	M	N	O	REF. CODE
		A RB145KA ALL															
* 11275 *	COVER, DUST																
11275-1210	1																
* 16554 *	RETAINER, CUSHION																
16554-1050	2																
* 17104 *	GASKET, SUB ASSY, EXH MFLD																
(17451-1010)	1																
V 01																	
17104-1290	1																
(17451-1010)	2																
V 01																	
17104-1290	2																
* 17403 *	PIPE SUB ASSY, EXH																
17403-3320	1																
* 17405 *	PIPE SUB ASSY, TAIL																
17405-5220	1																
* 17408 *	BRACKET SUB ASSY, CYL																
17408-1270	1																
* 17435 *	INSULATOR, EXH HEAT																
17435-2810	1																
* 17470 *	BRAKE ASSY, EXH																
(17470-2270)	1																
V 02																	
17470-2271	1																
* 17470 A *	BRAKE ASSY, EXH																
17470-2471	1																
* 17477 *	LEVER, EXH BRAKE																
17477-1220	1																
* 17485 *	GASKET, EXH BRAKE																
17485-1250	1																

RBB20511

2400 EXHAUST		QUANTITY													REVISION		
PART NUMBER		A	B	C	D	E	F	G	H	I	J	K	L	M	N	O	REF. CODE
		* 17490 *	CYLINDER ASSY, CONTROL														
17490-1580	1																
* 17501 *	MUFFLER SUB ASSY																
17501-3610	1																
* 17509 *	U-BOLT SUB ASSY, EXH PIPE																
17509-1150	1																
* 17561 *	SUPPORT, EXH PIPE																
17561-2320	1																
* 17561 A *	SUPPORT, EXH PIPE																
17561-2450	1																
* 17568 *	CLAMP, EXH PIPE																
17568-1370	1																
* 17568 A *	CLAMP, EXH PIPE																
17568-1510	4																
* 17569 *	CUSHION, EXH PIPE																
17569-1090	6																
* 17571 *	BRACKET, EXH PIPE SUPT																
17571-7060	1																
* 17571 A *	BRACKET, EXH PIPE SUPT																
(17571-5981)	1																
V 02																	
17571-9450	1																
* 17571 B *	BRACKET, EXH PIPE SUPT																
(17571-6880)	1																
V 02																	
17571-6881	1																
* 9011 *	BOLT																
9011-08300	2																
* 9011 A *	BOLT																
(9011-08250)	2																
V X																	
9011-10250	2																

RBB20333

RBB20334

RBB20334



PART NUMBER	Q U A N T I T Y										REVISION					
	A	B	C	D	E	F	G	H	I	J	K	L	M	N	O	REF.CODE
A RB145KA ALL																

: 9011 B : BOL																

9011-08160	4															

: 9011 X : BOL																

9011-08160	2															

: 9011 Y : BOL																

9011-06250	2															

: 9019 A : BOL																

9019-10114	2															

: 9031 : BOL																

9031-10400	4															

: 9051 : BOL																

9051-10400	1															

: 9189 : BOL																

9189-06109	2															

: 9200 : NUT																

9200-08070	4															

: 9201 : NUT																

9201-10080	8															

: 9201 A : NUT																

9201-08070	2															

: 9201 B : NUT																

(9201-08070)	2															

V X 9201-10080	2															

: 9209 : NUT																

9209-08121	3															

: 9209 X : NUT																

9209-06111	2															

RBB20334

PART NUMBER	Q U A N T I T Y										REVISION					
	A	B	C	D	E	F	G	H	I	J	K	L	M	N	O	REF.CODE

: 9210 X : NUT, LOCK																

9210-08050	4															

: 9219 : NUT																

9219-10132	3															

: 9227 : NUT, LOCK																

9227-10100	2															

: 9260 : WASHER, PLAIN																

9260-10270	2															

: 9260 A : WASHER, PLAIN																

9260-08240	2															

: 9260 B : WASHER, PLAIN																

9260-08330	1															

: 9260 C : WASHER, PLAIN																

9260-10330	2															

: 9260 D : WASHER, PLAIN																

9260-08140	2															

: 9260 E : WASHER, PLAIN																

(9260-08180)	2															

V X 9260-10240	2															

: 9260 F : WASHER, PLAIN																

9260-08220	4															

: 9260 X : WASHER, PLAIN																

9260-08180	1															

: 9269 X : WASHER, PLAIN																

9269-12117	2															

: 9269 Y : WASHER, PLAIN																

9269-10119	2															

: 9280 : LOCKWASHER																

9280-10250	4															

(9280-08200)	2															

RBB20334



2400

EXHAUST

PART NUMBER	Q U A N T I T Y										REVISION					
	A	B	C	D	E	F	G	H	I	J	K	L	M	N	O	REF. CODE
A RB145KA ALL																
--- : 9280 : *---*																
LOCKWASHER																
V X 9280-10250																
2																
--- : 9280 A : *---*																
LOCKWASHER																
9280-08200																
6																
--- : 9280 X : *---*																
LOCKWASHER																
9280-08200																
5																
--- : 9290 : *---*																
LOCKWASHER																
9290-10300																
4																
--- : 9329 : *---*																
STUD																
9329-10103																
2																
--- : 9411 : *---*																
BOLT																
9411-10252																
2																
--- : 9509 : *---*																
PIN																
9509-02109																
1																
--- : 9510 : *---*																
PIN CLEVIS																
9510-08200																
1																
--- : 9519 : *---*																
PIN																
9519-10118																
1																
--- : 9559 : *---*																
CLEVIS																
9559-08130																
1																
--- : 9867 X : *---*																
BUSHING																
9867-12126																
1																
--- : 9867 Y : *---*																
BUSHING																
9867-12121																
1																
--- : 9867 Z : *---*																
BUSHING																
9867-10127																
1																

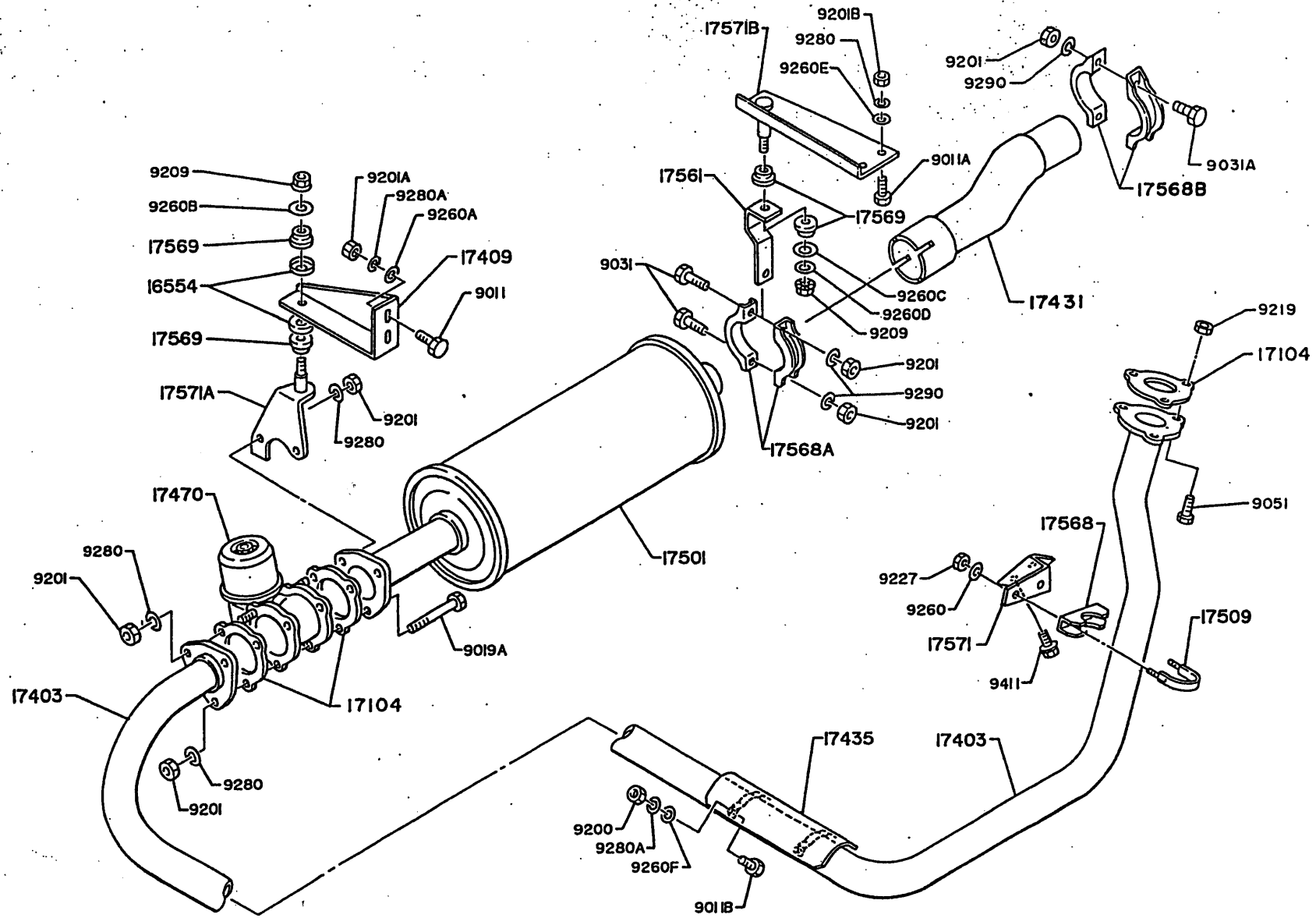
RBB20334

1-H12

2401

EXHAUST (OPTION)

(F52-A001)



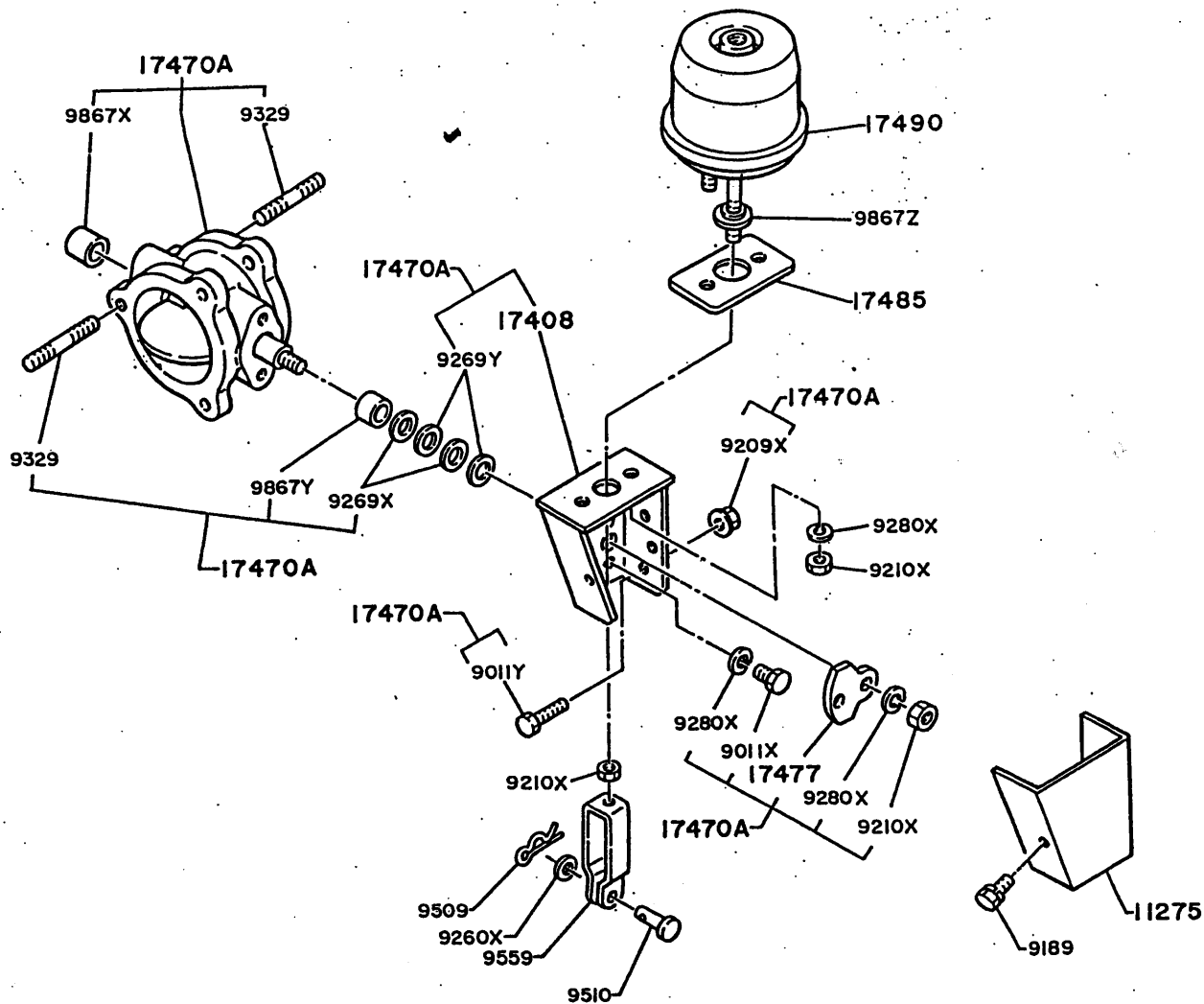
• BC24-503-00X07

2401-A



17470

17470-2201,70
2202



2401

EXHAUST

PART NUMBER	Q U A N T I T Y										REVISION					
	A	B	C	D	E	F	G	H	I	J	K	L	M	N	O	REF.CODE
F52-A001																
* 11275 : COVER,DUST																
* 11275-1210	1															
* 16554 : RETAINER,CUSHION																
* 16554-1050	2															
* 17104 : GASKET,SUB ASSY,EXH MFLD																
* (17451-1010)	1															
* V 01																
* 17104-1290	1															
* (17451-1010)	2															
* V 01																
* 17104-1290	2															
* 17403 : PIPE SUB ASSY,EXH																
* 17403-3320	1															
* 17408 : BRACKET SUB ASSY,CYL																
* 17408-1270	1															
* 17409 : BRACKET SUB ASSY,EXH PIPE																
* 17409-4113	1															
* 17431 : PIPE,EXH TAIL																
* 17431-6310	1															
* 17435 : INSULATOR,EXH HEAT																
* 17435-2810	1															
* 17470 : BRAKE ASSY,EXH																
* (17470-2270)	1															
* V 02																
* 17470-2271	1															RBB20511
* 17470 A : BRAKE ASSY,EXH																
* 17470-2410	1															
* 17477 : LEVER,EXH BRAKE																
* 17477-1220	1															
* 17485 : GASKET,EXH BRAKE																
* 17485-1250	1															

2401

EXHAUST

PART NUMBER	Q U A N T I T Y										REVISION					
	A	B	C	D	E	F	G	H	I	J	K	L	M	N	O	REF.CODE
* 17490 : CYLINDER ASSY,CONTROL																
* 17490-1580	1															
* 17501 : MUFFLER SUB ASSY																
* 17501-3610	1															
* 17509 : U-BOLT SUB ASSY,EXH PIPE																
* 17509-1150	1															
* 17561 : SUPPORT,EXH PIPE																
* 17561-2320	1															
* 17568 : CLAMP,EXH PIPE																
* 17568-1370	1															
* 17568 A : CLAMP,EXH PIPE																
* 17568-1510	2															
* 17568 B : CLAMP,EXH PIPE																
* 17568-1140	2															
* 17569 : CUSHION,EXH PIPE																
* 17569-1090	4															
* 17571 : BRACKET,EXH PIPE SUPT																
* 17571-7060	1															
* 17571 A : BRACKET,EXH PIPE SUPT																
* (17571-5981)	1															
* V 02																
* 17571-9450	1															RBB20333
* 17571 B : BRACKET,EXH PIPE SUPT																
* (17571-6880)	1															
* V 02																
* 17571-6881	1															RBB20334
* 9011 : BOLT																
* 9011-08300	2															
* 9011 A : BOLT																
* (9011-08250)	2															
* V X																
* 9011-10250	2															RBB20334



1-K12

2401

EXHAUST

PART NUMBER	Q U A N T I T Y										REVISION					
	A	B	C	D	E	F	G	H	I	J	K	L	M	N	O	REF. CODE
A F52-A001																

: 9011 B :	BOL															

9011-08160	4															

: 9011 X :	BOL															

9011-08160	2															

: 9011 Y :	BOL															

9011-06250	2															

: 9019 A :	BOL															

9019-10114	2															

: 9031 :	BOL															

9031-10400	2															

: 9031 A :	BOL															

9031-10450	2															

: 9051 :	BOL															

9051-10400	1															

: 9189 :	BOL															

9189-06109	2															

: 9200 :	NUT															

9200-08070	4															

: 9201 :	NUT															

9201-10080	8															

: 9201 A :	NUT															

9201-08070	2															

: 9201 B :	NUT															

(9201-08070)	2															

V X																
9201-10080	2															RBB20334

: 9209 :	NUT															

9209-08121	2															

2401

EXHAUST

PART NUMBER	Q U A N T I T Y										REVISION					
	A	B	C	D	E	F	G	H	I	J	K	L	M	N	O	REF. CODE

: 9209 X :	NUT															

9209-06111	2															

: 9210 X :	NUT LOCK															

9210-08050	4															

: 9219 :	NUT															

9219-10132	3															

: 9227 :	NUT LOCK															

9227-10100	2															

: 9260 :	WASHER, PLAIN															

9260-10270	2															

: 9260 A :	WASHER, PLAIN															

9260-08240	2															

: 9260 B :	WASHER, PLAIN															

9260-08330	1															

: 9260 C :	WASHER, PLAIN															

9260-10330	1															

: 9260 D :	WASHER, PLAIN															

9260-08140	1															

: 9260 E :	WASHER, PLAIN															

(9260-08180)	2															

V X																
9260-10240	2															RBB20334

: 9260 F :	WASHER, PLAIN															

9260-08220	4															

: 9260 X :	WASHER, PLAIN															

9260-08180	1															

: 9269 X :	WASHER, PLAIN															

9269-12117	2															

: 9269 Y :	WASHER, PLAIN															

9269-10119	2															

2401

EXHAUST

PART NUMBER	QUANTITY														REVISION	
	A	B	C	D	E	F	G	H	I	J	K	L	M	N	O	REF. CODE
A F52-A001																

: 9280 : LOCKWASHER																

: 9280-10250 : 4																
(9280-08200)																
V X																
: 9280-10250 : 2																

: 9280 A : LOCKWASHER																

: 9280-08200 : 6																

: 9280 X : LOCKWASHER																

: 9280-08200 : 4																

: 9290 : LOCKWASHER																

: 9290-10300 : 4																

: 9329 : STUD																

: 9329-10103 : 2																

: 9411 : BOLT																

: 9411-10252 : 2																

: 9509 : PIN																

: 9509-02109 : 1																

: 9510 : PIN, CLEVIS																

: 9510-08200 : 1																

: 9559 : CLEVIS																

: 9559-08130 : 1																

: 9867 X : BUSHING																

: 9867-12126 : 1																

: 9867 Y : BUSHING																

: 9867-12121 : 1																

: 9867 Z : BUSHING																

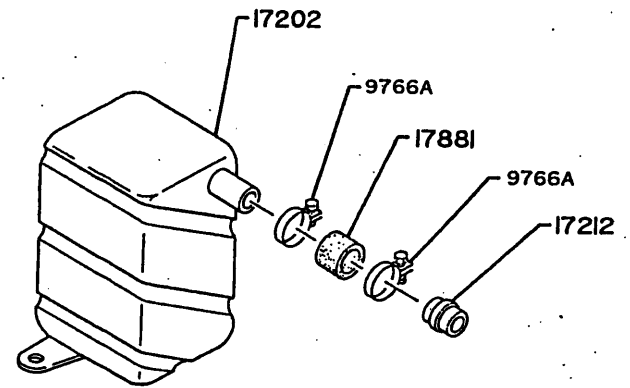
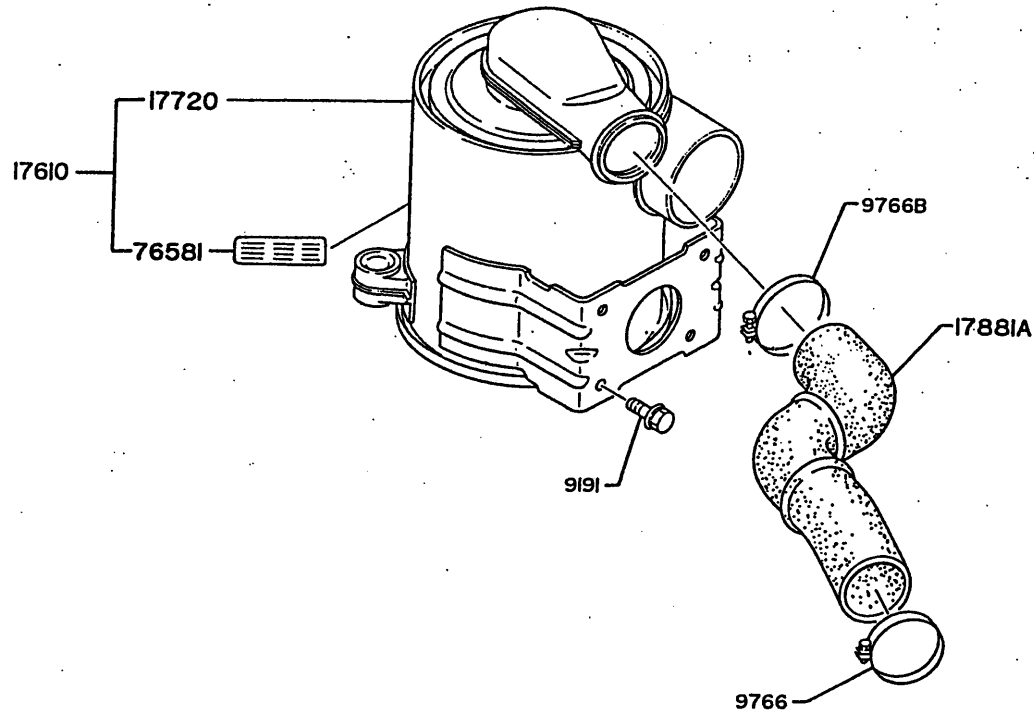
: 9867-10127 : 1																

RBB20334

1-A13

2500 AIR INTAKE (CHASSIS)

BC25-503-00X02
(2500) •



2500-A



2500

AIR INTAKE (CHASSIS)

PART NUMBER	QUANTITY														REVISION	
	A	B	C	D	E	F	G	H	I	J	K	L	M	N	O	REF.CODE
A RB145KA ALL																

: 17202 :	1															

: 17202-1050 :	1															

: 17212 :	1															

: 17212-1032 :	1															

: 17610 :	1															

: 17610-1480 :	1															

: 17720 :	1															

: 17720-3590 :	1															

: 17881 :	1															

: 17881-2360 :	1															

: 17881 A :	1															

: 17881-2440 :	1															

: 76581 :	1															

: 76581-5570 :	1															

: 9191 :	4															

: 9191-10200 :	4															

: 9766 :	1															

: 9766-08810 :	1															

: 9766 A :	2															

: 9766-04410 :	2															

: 9766 B :	1															

: 9766-08510 :	1															

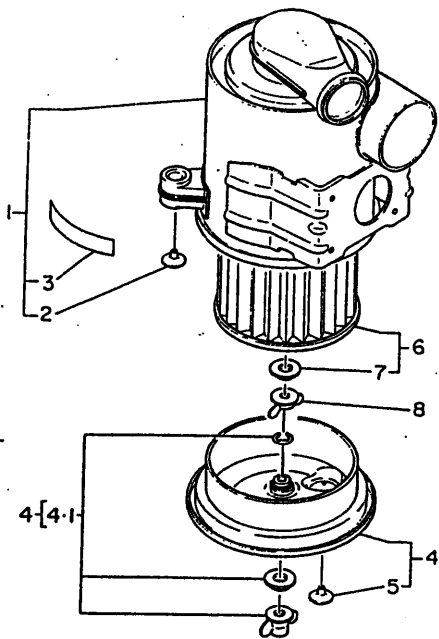
(COMPONENTS, SEE GROUP NO. 2590-2505G (JPN ENG ESP)
OR LOCATION NO.1-C3)

(FRA CHN ARB)

1-C13

2590-2505G CLEANER, AIR

2590-2505G CLEANER, AIR



2505G
I-NO.21

PART NUMBER	Q U A N T I T Y										REVISION					
	A	B	C	D	E	F	G	H	I	J	K	L	M	N	O	REF.CODE
-----	CLEANER ASSY, AIR															
*ASSY PARTS:																
17720-3590	*											(JPN	ENG	ESP)	I-NO.21
-----	BODY SUB ASSY, A/C															
1.																
17701-3230	1															
-----	DUCT, A/C															
2.																
17882-1110	1															
-----	PLATE, CAUTION COMPLETE															
3.																
76581-4370	1											(JPN	ENG	ESP)	
-----	COVER, A/C															
4.																
17714-1260	1															
-----	WING NUT SET															
4.1																
(17704-1010)	1															
V 01																
17704-1040	1															
-----	DUCT, A/C															
5.																
17882-1110	1															
-----	ELEMENT SUB ASSY, A/C FILTER															
6.																
17801-2440	1															
-----	SEAL, WASHER															
7.																
17733-1090	1															
-----	NUT SUB ASSY, WING															
8.																
(17802-1290)	1															
V 01																
17802-1390	1															

2600

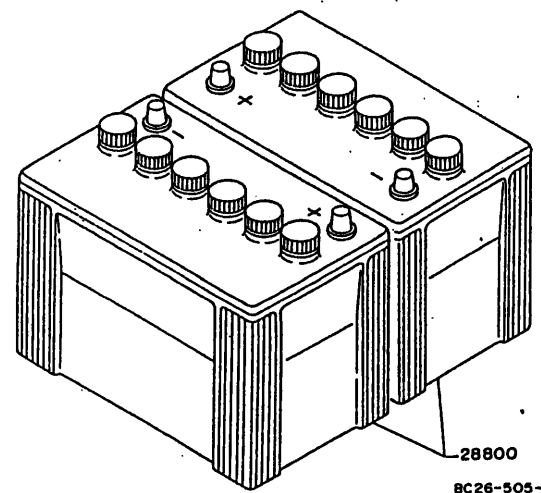
BATTERY AND BATTERY SETTING

2600

BATTERY AND BATTERY SETTING

BC26-505-00 X02 (2600)

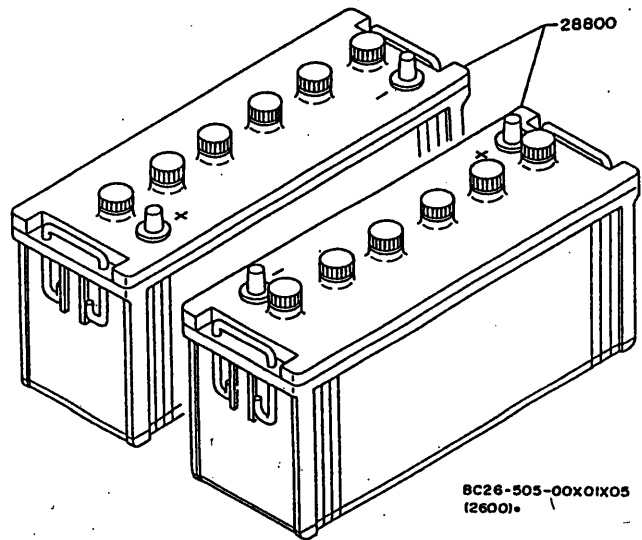
RB145KA (AEA, AGA)



28800
BC26-505-00X02
(2600)

BC26-505-00 X01 (2600)-
X05

RB145KA (AGK, AGN, AHA, AKA, ANA)



28800
BC26-505-00X01X05
(2600)

2600-A.

PART NUMBER	QUANTITY										REVISION					
	A	B	C	D	E	F	G	H	I	J	K	L	M	N	O	REF. CODE
A RB145KA (AEA, AGA)																
B RB145KA (AGK, AGN, AHA, AKA, ANA)																

: 28800 : BATTERY																

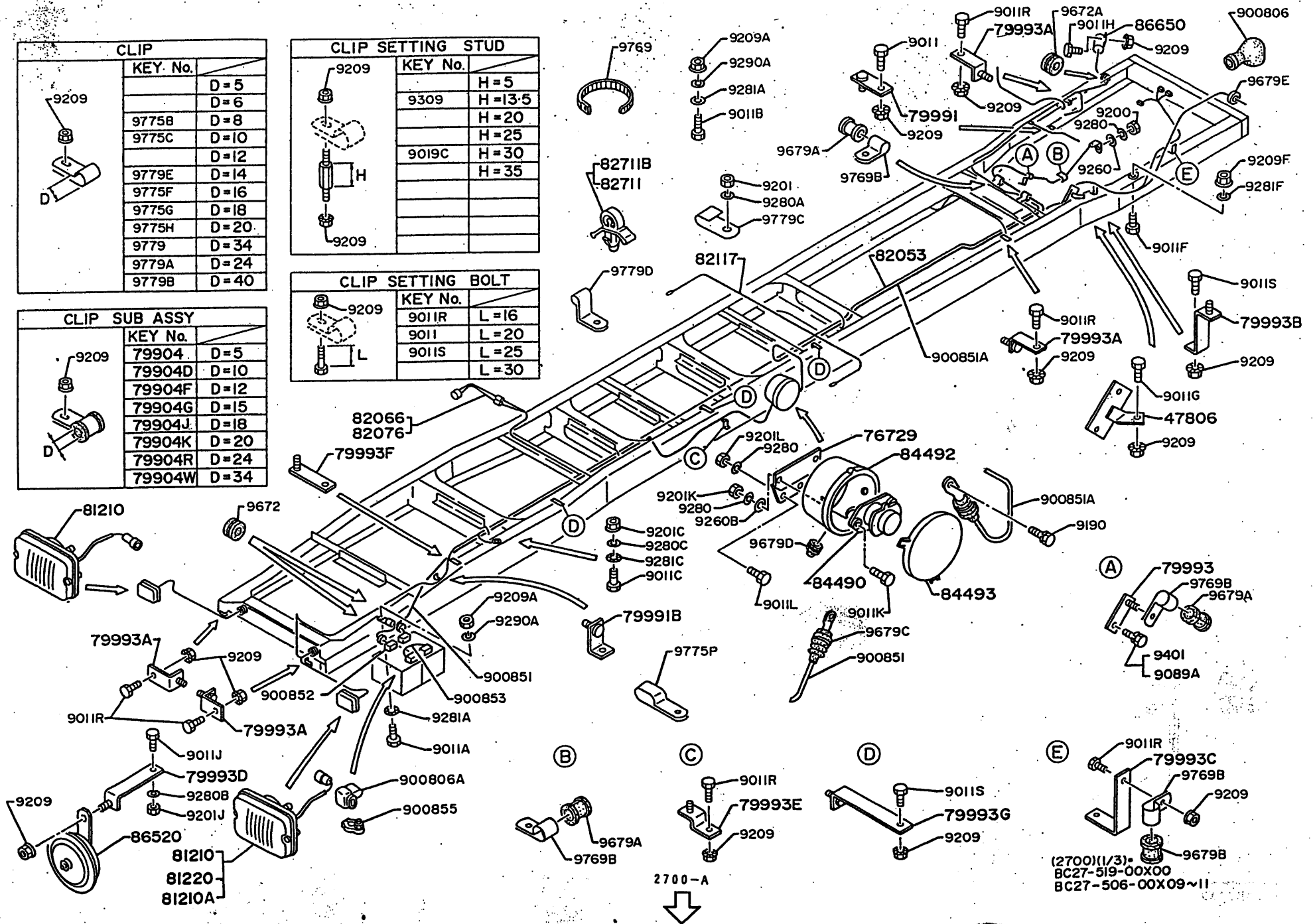
OR 28800-1271		1														
OR 28800-1560		1														
OR 28800-1680		1														
OR 28800-1750		1														
OR 28800-1760		1														
OR 28800-1900		1														
OR 28800-2210		1														
OR 28800-2220		1														

CLIP		
KEY No.	D	
9209	D=5	
	D=6	
9775B	D=8	
9775C	D=10	
	D=12	
9779E	D=14	
9775F	D=16	
9775G	D=18	
9775H	D=20	
9779	D=34	
9779A	D=24	
9779B	D=40	

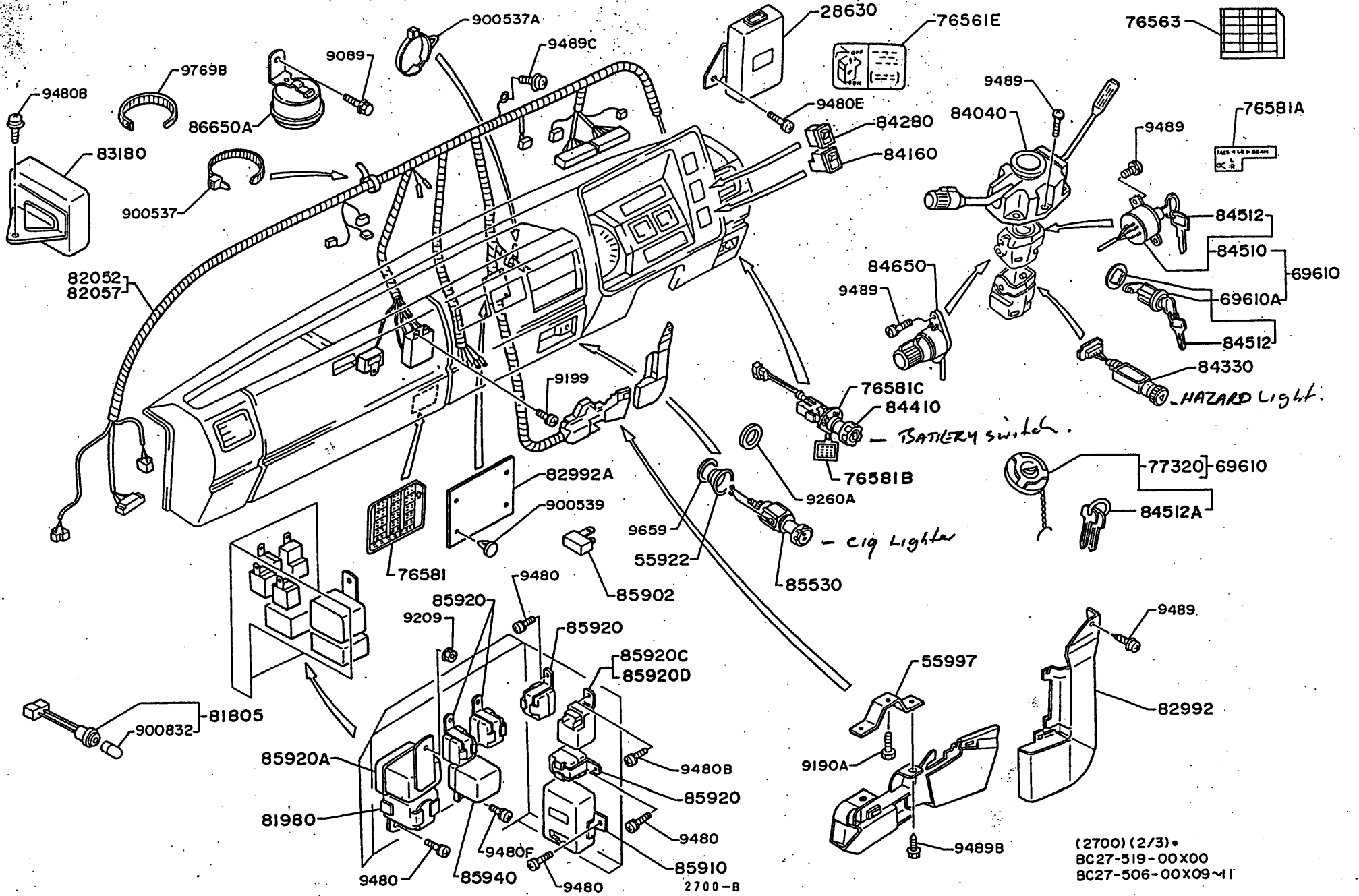
CLIP SETTING STUD		
KEY No.	H	
9209	H=5	
9309	H=13.5	
	H=20	
	H=25	
9019C	H=30	
	H=35	

CLIP SETTING BOLT		
KEY No.	L	
9209	L=16	
901IR	L=20	
901I	L=20	
901IS	L=25	
	L=30	

CLIP SUB ASSY		
KEY No.	D	
79904	D=5	
79904D	D=10	
79904F	D=12	
79904G	D=15	
79904J	D=18	
79904K	D=20	
79904R	D=24	
79904W	D=34	

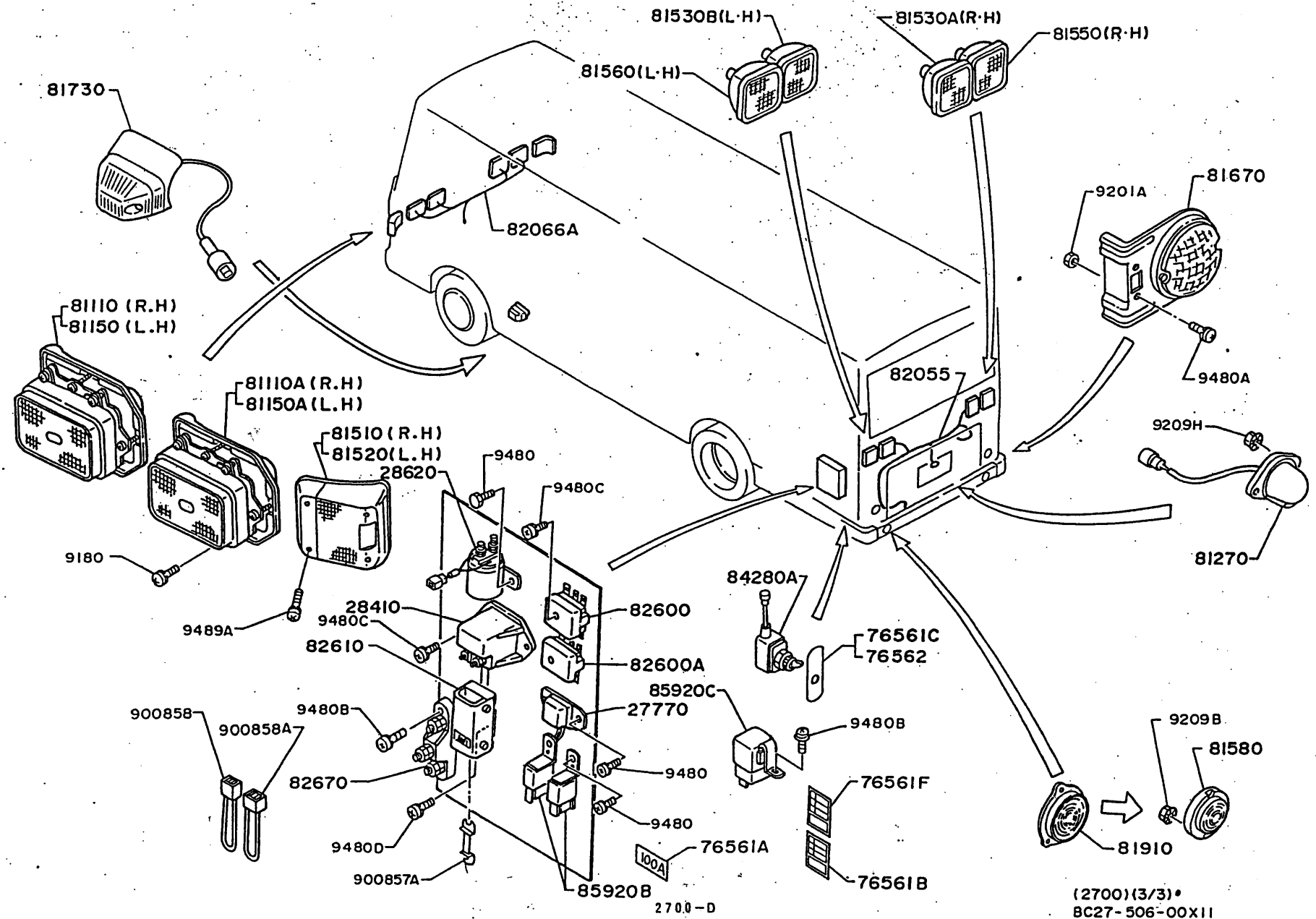


(2700)(1/3)
 BC27-519-00X00
 BC27-506-00X09~11



(2700) (2/3) •
 BC27-519-00X00
 BC27-506-00X09-M1



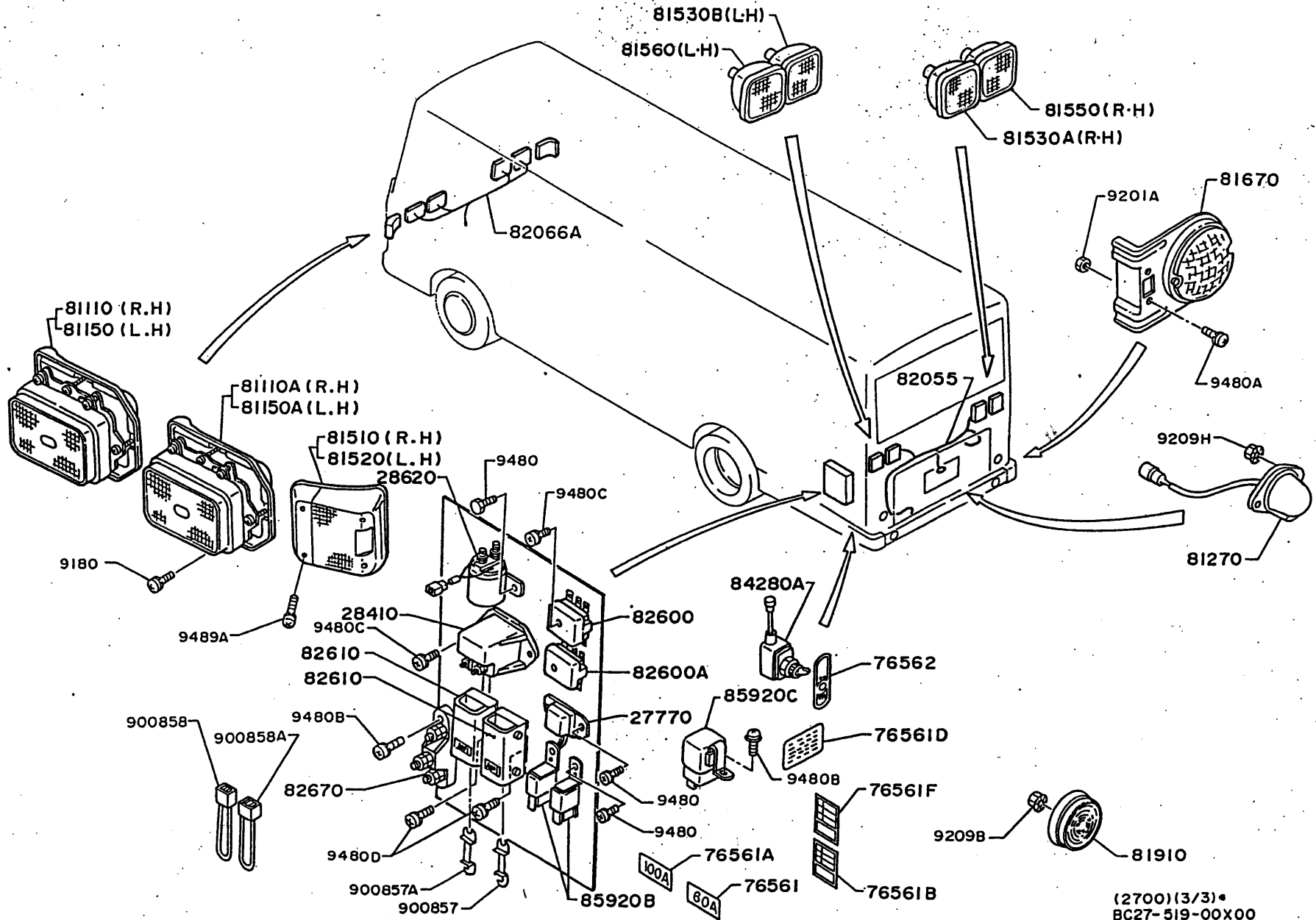


2700-D

(2700)(3/3)*
BC27-506-00X11

2700

ELECTRIC SYSTEM (CHASSIS) (3/3)
(RB.145KA (AGK))



(2700)(3/3)•
BC27-519-00X00



PART NUMBER	QUANTITY										REVISION					
	A	B	C	D	E	F	G	H	I	J	K	L	M	N	O	REF.CODE
A RB145KA (AEA, AGA) B RB145KA-AGN C RB145KA (AHA, AKA, ANA) D RB145KA (AGK)																
----- : 27770 : RELAY ASSY, GEN WARNING LAMP *-----*																
27770-1030	-	1	1	1												
----- : 28410 : RELAY ASSY, START BLOCK *-----*																
(28410-1061) V 02 28410-1062 28410-1062	1	1	1	-												EF751179
----- : 28620 : RELAY ASSY, INTAKE AIR HEATER *-----*																
(28620-1110) V 02 28620-1340 28620-1340	1	1	1	-												HTB20651
----- : 28630 : TIMER ASSY, INTAKE AIR HEATER *-----*																
28630-1120	1	1	1	1												
----- : 47806 : PROTECTOR SUB ASSY *-----*																
47806-1061	1	1	1	1												
----- : 55922 : BEZEL, CIGAR LIGHTER HOLE *-----*																
55922-1010	1	1	1	1												
----- : 55997 : BRACKET, FIXTURE *-----*																
55997-2040	1	1	1	1												
----- : 69610 : CYLINDER ASSY, KEY SET LOCK *-----*																
69610-2321 (69610-2330) V 02 (69610-2331) V 01 69610-2331	-	-	-	1												RBB20338
----- : 69610 A : CYLINDER ASSY, KEY SET LOCK *-----*																
(69610-1670) V 02 (69610-1671) V 01 69610-1671	-	1	-	-												RBB20338

PART NUMBER	QUANTITY										REVISION					
	A	B	C	D	E	F	G	H	I	J	K	L	M	N	O	REF.CODE
----- : 76561 : PLATE, CAUTION *-----*																
76561-3850	-	-	1	1												(ENG) (FUSE 60A)
----- : 76561 A : PLATE, CAUTION *-----*																
76561-6960	-	1	1	1												(ENG) (FUSE 100A)
----- : 76561 B : PLATE, CAUTION *-----*																
76561-8800	1	1	1	1												(ENG)
----- : 76561 C : PLATE, CAUTION *-----*																
(76561-4510) V 01 76561-4510	1	1	1	-												(JPN ENG) (JPN ENG)
----- : 76561 D : PLATE, CAUTION *-----*																
76561-4570	1	-	1	1												(ENG)
----- : 76561 E : PLATE, CAUTION *-----*																
76561-9560	1	1	1	1												(ENG)
----- : 76561 F : PLATE, CAUTION *-----*																
76561-1560	1	1	1	1												(ENG)
----- : 76562 : PLATE, CAUTION *-----*																
(*****) V 05 76562-1170 76562-1170	1	1	1	-												HTB20621
----- : 76563 : PLATE, CAUTION *-----*																
(*****) V 05 76563-4430	1	1	1	-												RBB50106
----- : 76581 : PLATE, CAUTION COMPLETE *-----*																
76581-8010 76581-8010	1	1	1	-												(JPN ENG) (JPN ENG)
----- : 76581 A : PLATE, CAUTION COMPLETE *-----*																
76581-3540	1	1	1	1												(ENG)



2700 ELECTRIC SYSTEM (CHASSIS)

PART NUMBER	Q U A N T I T Y										REVISION					
	A	B	C	D	E	F	G	H	I	J	K	L	M	N	O	REF. CODE
A RB145KA(AEA,AGA) B RB145KA-AGM C RB145KA(AHA,AKA,ANA) D RB145KA(AGK)																
----- : 76581 B : PLATE,CAUTION COMPLETE *-----*																
76581-3790	1	-	1	1						(ENG)					
----- : 76581 C : PLATE,CAUTION COMPLETE *-----*																
76581-3740	1	-	1	1						(ENG)					
----- : 76729 : BRACKET,BATTERY RELAY *-----*																
(76729-1261) V 02 76729-1262 76729-1262	1	1	1	-												RBB20503
----- : 77320 : CAP ASSY,FUEL TANK *-----*																
77320-1011 V 01 77320-1011 77320-1011	-	1	-	-												RBB50098
----- : 79904 : CLIP SUB ASSY *-----*																
79904-1770	1	1	1	1												
----- : 79904 D : CLIP SUB ASSY *-----*																
79904-1640	1	1	1	1												
----- : 79904 E : CLIP SUB ASSY *-----*																
79993-6210	1	1	1	-												
----- : 79904 F : CLIP SUB ASSY *-----*																
79904-1730	3	3	3	3												
----- : 79904 G : CLIP SUB ASSY *-----*																
79904-1620	1	1	1	1												
----- : 79904 J : CLIP SUB ASSY *-----*																
79904-2280	2	2	2	2												
----- : 79904 K : CLIP SUB ASSY *-----*																
79904-1780	1	1	1	1												
----- : 79904 R : CLIP SUB ASSY *-----*																
79904-2340	3	3	3	3												

2700 ELECTRIC SYSTEM (CHASSIS)

PART NUMBER	Q U A N T I T Y										REVISION					
	A	B	C	D	E	F	G	H	I	J	K	L	M	N	O	REF. CODE
----- : 79904 W : CLIP SUB ASSY *-----*																
79904-2390	1	1	1	1												
----- : 79991 : PLATE,SETTING *-----*																
79991-1120	1	1	1	1												
----- : 79991 B : PLATE,SETTING *-----*																
(***** V 05 79991-1840 79991-1840	1	1	1	-												RBB20316
----- : 79993 : HOLDER,CLIP *-----*																
79993-6210	-	-	-	1												
----- : 79993 A : HOLDER,CLIP *-----*																
79993-4600	4	4	4	4												
----- : 79993 B : HOLDER,CLIP *-----*																
79993-7500	1	1	1	1												
----- : 79993 C : HOLDER,CLIP *-----*																
(79993-6710) V 02 79993-7460 79993-7460	-	1	1	-												RBB20266
----- : 79993 D : HOLDER,CLIP *-----*																
79993-4100	1	1	1	1												
----- : 79993 E : HOLDER,CLIP *-----*																
(79993-2620) V 04 *****	1	1	1	-												RBB20353
----- : 79993 F : HOLDER,CLIP *-----*																
79993-5260	1	1	1	1												
----- : 79993 G : HOLDER,CLIP *-----*																
(***** V 05 79993-7130 ***** V 05 79993-7130 79993-7130	2	2	2	-												RBB20317
	1	1	1	-												RBB20317



2700

ELECTRIC SYSTEM (CHASSIS)

PART NUMBER	QUANTITY										REVISION					
	A	B	C	D	E	F	G	H	I	J	K	L	M	N	O	REF.CODE
A RB145KA(AEA,AGA)																
B RB145KA-AGN																
C RB145KA(AHA,AKA,ANA)																
D RB145KA(AGK)																

: 81110 :																

(81110-2250)	1	1	1	-												
V 02																
81110-2410	1	1	1	-												

: 81110 A :																

81110-2260	-	-	-	1												
V 02																
81110-2420	1	1	1	-												

: 81150 :																

(81150-1850)	1	1	1	-												
V 02																
81150-1940	1	1	1	-												

: 81150 A :																

(81150-1860)	1	1	1	-												
V 02																
81150-1950	1	1	1	-												

: 81150 A :																

81150-1860	-	-	-	1												

2700

ELECTRIC SYSTEM (CHASSIS)

PART NUMBER	QUANTITY										REVISION					
	A	B	C	D	E	F	G	H	I	J	K	L	M	N	O	REF.CODE

: 81210 :																

81210-1310	2	2	2	2												

: 81210 A :																

(81210-1430)	1	1	1	-												
V 05																
81220-1030	1	1	1	-												

: 81220 :																

(81220-1030)	1	1	1	-												
V 05																
81270-1200	-	-	-	1												

: 81270 :																

(81270-1180)	1	1	1	-												
V 02																
81270-1240	2	2	2	-												

: 81510 :																

81510-1700	-	-	-	1												
(81510-1700)	1	1	1	-												
V 02																
81510-1851	1	1	1	-												

: 81520 :																

81520-1570	-	-	-	1												
(81520-1570)	1	1	1	-												
V 02																
81520-1721	1	1	1	-												

: 81530 A :																

(81530-1140)	-	1	-	-												



1-M13

2700

ELECTRIC SYSTEM (CHASSIS)

PART NUMBER	Q U A N T I T Y													REVISION		
	A	B	C	D	E	F	G	H	I	J	K	L	M	N	O	REF. CODE
A RB145KA(AEA,AGA) B RB145KA-AGN C RB145KA(AHA,AKA,ANA) D RB145KA(AGK)																
---CONT.--- : 81530 A : *-----*	LAMP	ASSY,RR	TURN	SIGNAL												RBB50110
V 04 ***** 81530-1140	-	-	-	1	(COMPONENTS, SEE GROUP NO. 2790-2819R OR LOCATION NO.2-A2)											
(81530-1170)	2	2	2	-	(COMPONENTS, SEE GROUP NO. 2790-2770E OR LOCATION NO.2-D1)											RBB50110
V 02 81530-1231	1	1	1	-	(COMPONENTS, SEE GROUP NO. 2790-2819V OR LOCATION NO.2-C2)											
----- : 81530 B : *-----*	LAMP	ASSY,RR	TURN	SIGNAL												
81530-1150	-	-	-	1	(COMPONENTS, SEE GROUP NO. 2790-2819R OR LOCATION NO.2-A2)											
(81530-1150)	-	1	-	-	(COMPONENTS, SEE GROUP NO. 2790-2819R OR LOCATION NO.2-A2)											RBB50110
V 02 81540-1010	1	1	1	-	(COMPONENTS, SEE GROUP NO. 2790-2819V OR LOCATION NO.2-C2)											
----- : 81550 : *-----*	LAMP	ASSY,RR	COMB													
(81550-1410)	-	1	-	-	(COMPONENTS, SEE GROUP NO. 2790-2819R OR LOCATION NO.2-A2)											RBB50110
V 04 ***** 81550-1410	-	-	-	1	(COMPONENTS, SEE GROUP NO. 2790-2819R OR LOCATION NO.2-A2)											
(81550-1440)	2	2	2	-	(COMPONENTS, SEE GROUP NO. 2790-2819G OR LOCATION NO.2-L1)											RBB50110
V 02 81550-1541	1	1	1	-	(COMPONENTS, SEE GROUP NO. 2790-2819R OR LOCATION NO.2-A2)											
----- : 81560 : *-----*	LAMP	ASSY,RR	COMB,LH													
81560-1300	-	-	-	1	(COMPONENTS, SEE GROUP NO. 2790-2819R OR LOCATION NO.2-A2)											
(81560-1300)	-	1	-	-	(COMPONENTS, SEE GROUP NO. 2790-2819R OR LOCATION NO.2-A2)											RBB50110
V 02																

-161-

CAT.NO. RB1013

2700

ELECTRIC SYSTEM (CHASSIS)

PART NUMBER	Q U A N T I T Y													REVISION		
	A	B	C	D	E	F	G	H	I	J	K	L	M	N	O	REF. CODE
---CONT.--- : 81560 : *-----*	LAMP	ASSY,RR	COMB,LH													
81560-1361	1	1	1	-	(COMPONENTS, SEE GROUP NO. 2790-2819R OR LOCATION NO.2-A2)											
----- : 81580 : *-----*	REFLECTOR	ASSY,REFLEX	FR	SIDE												
(81910-1040)	2	2	2	-	(COMPONENTS, SEE GROUP NO. 2790-2746G OR LOCATION NO.2-C1)											RBB50110
V 02 81580-1090	4	4	4	-	(COMPONENTS, SEE GROUP NO. 2790-2746G OR LOCATION NO.2-C1)											
----- : 81670 : *-----*	LAMP	ASSY,BACK	UP													
(81670-1250)	1	1	1	-	(COMPONENTS, SEE GROUP NO. 2790-2746G OR LOCATION NO.2-C1)											RBB50110
V 02 81670-1301	1	1	1	-	(COMPONENTS, SEE GROUP NO. 2790-2746G OR LOCATION NO.2-C1)											
81670-1250	-	-	-	1	(COMPONENTS, SEE GROUP NO. 2790-2746G OR LOCATION NO.2-C1)											
----- : 81730 : *-----*	LAMP	ASSY,SIDE	TURN	SIGNAL,RH												
(*****) V 05 81730-1081	2	2	2	-	(COMPONENTS, SEE GROUP NO. 2790-2775D OR LOCATION NO.2-F1)											RBB50110
----- : 81805 : *-----*	SOCKET	AND	WIRE	SUB	ASSY,W/BULB											
81805-1030	1	1	1	1	(COMPONENTS, SEE GROUP NO. 2790-2775D OR LOCATION NO.2-F1)											
----- : 81910 : *-----*	REFLECTOR	ASSY,REFLEX	FR	SIDE												
(81910-1090)	-	2	-	-	(COMPONENTS, SEE GROUP NO. 2790-2775D OR LOCATION NO.2-F1)											RBB50110
V 04 ***** 81910-1090	-	-	-	2	(COMPONENTS, SEE GROUP NO. 2790-2775D OR LOCATION NO.2-F1)											
----- : 81980 : *-----*	FLASHER	ASSY,TURN	SIGNAL													
81980-1400 81980-1400	1	1	1	-	(COMPONENTS, SEE GROUP NO. 2790-2775D OR LOCATION NO.2-F1)											
----- : 82052 : *-----*	HARNESS	SUB	ASSY													
(82052-5222)	1	1	-	-	(COMPONENTS, SEE GROUP NO. 2790-2775D OR LOCATION NO.2-F1)											RBB20270
V 02 (82052-5224)	1	1	-	-	(COMPONENTS, SEE GROUP NO. 2790-2775D OR LOCATION NO.2-F1)											RBB50106
V 02 82052-5225 82052-5236	1	1	-	1	(COMPONENTS, SEE GROUP NO. 2790-2775D OR LOCATION NO.2-F1)											

-162-

CAT.NO. RB1013



2700

ELECTRIC SYSTEM (CHASSIS)

2700

ELECTRIC SYSTEM (CHASSIS)

PART NUMBER	Q U A N T I T Y										REVISION					
	A	B	C	D	E	F	G	H	I	J	K	L	M	N	O	REF.CODE
A RB145KA(AEA,AGA) B RB145KA-AGN C RB145KA(AHA,AKA,ANA) D RB145KA(AGK)																
----- : 85920 A : RELAY ASSY *-----*																
----- : 85920-1250 (STOP LAMP) *-----*	1	1	1	1												
----- : 85920 B : RELAY ASSY *-----*																
----- : 85920-1520 (COOLING FAN) *-----*	2	2	2	2												
----- : 85920 C : RELAY ASSY *-----*																
----- : (85920-1510) (HORN) V 01 : 85920-1510 (HORN) : 85920-1510 (HORN) *-----*	2	2	2	-												
----- : 85920 D : RELAY ASSY *-----*																
----- : (*****) V 05 : 85920-1200 (CLAMP,HORN...ETC) *-----*	1	1	1	-												RBB50106
----- : 85940 : RELAY ASSY,W/S WIPER *-----*																
----- : 85940-1030 (WIPER) *-----*	1	1	1	1												
----- : 86520 : HORN ASSY,LOW PITCHED *-----*																
----- : 86520-1200 : 86520-1200 *-----*	1	1	1	-												
----- : 86650 : BUZZER ASSY *-----*																
----- : 86650-1400 (BACK) *-----*	1	1	1	1												
----- : 86650 A : BUZZER ASSY *-----*																
----- : 86650-1210 (BRAKE) *-----*	1	1	1	1												
----- : 900537 : CLAMP *-----*																
----- : 9005-37130 *-----*	2	2	2	2												
----- : 900537A : CLAMP *-----*																
----- : 9005-37136 *-----*	1	1	1	1												
----- : 900539 : RETAINER *-----*																
----- : 9005-39122 *-----*	2	2	2	2												
----- : 900806 : CAP,BATTERY CABLE TERMINAL *-----*																
----- : 9008-06106 *-----*	1	1	1	1												

PART NUMBER	Q U A N T I T Y										REVISION					
	A	B	C	D	E	F	G	H	I	J	K	L	M	N	O	REF.CODE
----- : 900806A : CAP,BATTERY CABLE TERMINAL *-----*																
----- : (9008-06120) 1 1 1 - V 04 ***** *-----*	1	1	1	-												RBB20297
----- : 900832 : BULB *-----*																
----- : 9008-32140 (24V-3W) *-----*	-	1	-	-												
----- : 900851 : CABLE *-----*																
----- : 9008-51673 1 1 1 1 *-----*	1	1	1	1												
----- : 900851A : CABLE *-----*																
----- : 9008-51737 1 1 1 1 *-----*	1	1	1	1												
----- : 900852 : CABLE *-----*																
----- : 9008-52143 - 1 1 - : 9008-52143 - - - 1 : 9008-52155 1 - - - *-----*	-	1	1	-												
----- : 900853 : CABLE *-----*																
----- : 9008-53101 - - - 1 : (9008-53112) 1 1 1 - V 04 ***** *-----*	1	1	1	-												RBB20297
----- : (*****) V 05 : 9008-53101 1 1 1 - *-----*	1	1	1	-												RBB20297
----- : 900855 : TERMINAL,BATTERY POSITIVE *-----*																
----- : (9008-55101) 1 1 1 - V 04 ***** *-----*	1	1	1	-												RBB20297
----- : 900857 : FUSE *-----*																
----- : 9008-57109 - - 2 2 (60A) *-----*	-	-	2	2												
----- : 900857A : FUSE *-----*																
----- : 9008-57110 - 2 2 2 (100A) *-----*	-	2	2	2												
----- : 900858 : FUSIBLE LINK *-----*																
----- : 9008-58101 2 2 2 2 *-----*	2	2	2	2												
----- : 900858A : FUSIBLE LINK *-----*																
----- : 9008-58102 2 2 2 2 *-----*	2	2	2	2												



2700

ELECTRIC SYSTEM (CHASSIS)

PART NUMBER	QUANTITY										REVISION					
	A	B	C	D	E	F	G	H	I	J	K	L	M	N	O	REF.CODE
A RB145KA(AEA,AGA) B RB145KA-AGN C RB145KA(AHA,AKA,ANA) D RB145KA(AGK)																
----- : 900858B : FUSIBLE LINK *-----*	1	-	-	-												
----- : 9011 : BOLT *-----*																
(*****) V 05 9011-08200 9011-08200	1	1	1	-												RBB20316
----- : 9011 A : BOLT *-----*	2	2	2	3												
----- : 9011-10200 *-----*	1	1	1	1												
----- : 9011 B : BOLT *-----*	1	1	1	1												
----- : 9011-10250 *-----*	1	1	1	1												
----- : 9011 C : BOLT *-----*	1	1	1	1												
----- : 9011-08200 *-----*	8	8	9	9												
----- : 9011 F : BOLT *-----*	1	1	1	1												
----- : 9011-08160 *-----*	1	1	1	1												
----- : 9011 G : BOLT *-----*	1	1	1	1												
----- : 9011-08250 *-----*	1	1	1	1												
----- : 9011 H : BOLT *-----*	1	1	1	1												
----- : 9011-08160 *-----*	1	1	1	1												
----- : 9011 J : BOLT *-----*	1	1	1	1												
----- : 9011-10200 *-----*	1	1	1	1												
----- : 9011 K : BOLT *-----*	2	2	2	2												
----- : 9011-08300 *-----*	2	2	2	2												
----- : 9011 L : BOLT *-----*	2	2	2	2												
----- : 9011-08250 *-----*	2	2	2	2												
----- : 9011 R : BOLT *-----*	1	1	1	-												
(9011-08160) V 04 ***** 9011-08160 9011-08160	2	2	2	-												RBB20353
	10	11	11	13												



2700

ELECTRIC SYSTEM (CHASSIS)

PART NUMBER	QUANTITY										REVISION					
	A	B	C	D	E	F	G	H	I	J	K	L	M	N	O	REF.CODE
----- : 9011 S : BOLT *-----*																
(*****) V 05 9011-08250 (*****) V 05 9011-08250 9011-08250	2	2	2	-												RBB20317
----- : 9019 C : BOLT *-----*	1	1	1	1												RBB20317
----- : 9019-08254 *-----*	1	1	1	1												
----- : 9089 : BOLT *-----*	1	1	1	1												
----- : 9089-08162 *-----*	1	1	1	1												
----- : 9089 A : BOLT *-----*	-	-	-	1												
----- : 9089-08103 *-----*	-	-	-	1												
----- : 9180 : BOLT *-----*	16	16	16	16												
----- : 9180-06120 *-----*	16	16	16	16												
----- : 9190 : BOLT *-----*	2	2	2	2												
----- : 9190-08160 *-----*	2	2	2	2												
----- : 9190 A : BOLT *-----*	1	1	1	1												
----- : 9190-06162 *-----*	1	1	1	1												
----- : 9199 : BOLT *-----*	2	2	2	2												
----- : 9199-06118 *-----*	2	2	2	2												
----- : 9200 : NUT *-----*	1	1	1	1												
----- : 9200-08070 *-----*	1	1	1	1												
----- : 9201 : NUT *-----*	1	1	1	1												
----- : 9201-12100 *-----*	1	1	1	1												
----- : 9201 A : NUT *-----*	2	2	2	2												
----- : 9201-04030 *-----*	2	2	2	2												
----- : 9201 C : NUT *-----*	8	8	9	9												
----- : 9201-08070 *-----*	8	8	9	9												
----- : 9201 J : NUT *-----*	1	1	1	1												
----- : 9201-10080 *-----*	1	1	1	1												

2700

ELECTRIC SYSTEM (CHASSIS)

2700

ELECTRIC SYSTEM (CHASSIS)

PART NUMBER	Q U A N T I T Y										REVISION					
	A	B	C	D	E	F	G	H	I	J	K	L	M	N	O	REF. CODE
A RB145KA(AEA,AGA)																
B RB145KA-AGN																
C RB145KA(AHA,AKA,ANA)																
D RB145KA(AGK)																
: 9201 K : NUT																
9201-08070	2	2	2	2												
: 9201 L : NUT																
9201-08070	2	2	2	2												
: 9209 : NUT																
9209-08121	20	21	21	62												
(9209-08121) V 01	12	12	12	-												
9209-08121	6	6	6	-												
(9209-08121) V 01	1	1	1	-												
9209-08121 (*****)	2	2	2	-												
V 05																
9209-08121	2	2	2	-												
(9209-08121) V 01	16	16	16	-												
9209-08121	20	20	20	-												
(9209-08121) V 01	9	9	9	-												
9209-08121	11	11	11	-												
: 9209 A : NUT																
9209-10177	2	2	2	2												
: 9209 B : NUT																
(*****) V 05																
9209-06111	8	8	8	-												
9209-06111	-	-	-	2												
: 9209 F : NUT																
9209-08121	1	1	1	1												
: 9209 H : NUT																
(*****) V 05																
9209-05106	4	4	4	-												
9209-05106	-	-	-	2												
: 9260 : WASHER,PLAIN																
9260-08180	1	1	1	1												
: 9260 A : WASHER,PLAIN																
9260-10180	1	1	1	1												

PART NUMBER	Q U A N T I T Y										REVISION					
	A	B	C	D	E	F	G	H	I	J	K	L	M	N	O	REF. CODE
: 9260 B : WASHER,PLAIN																
9260-08240	2	2	2	2												
: 9280 : LOCKWASHER																
9280-08200	5	5	5	5												
: 9280 A : LOCKWASHER																
9280-12300	1	1	1	1												
: 9280 B : LOCKWASHER																
9280-10250	1	1	1	1												
: 9280 C : LOCKWASHER																
9280-08200	1	1	2	2												
: 9281 A : LOCKWASHER,INTERNAL TOOTH																
9281-10180	2	2	2	2												
: 9281 C : LOCKWASHER,INTERNAL TOOTH																
9281-08150	8	8	9	9												
: 9281 F : LOCKWASHER,INTERNAL TOOTH																
9281-08150	1	1	1	1												
: 9290 A : LOCKWASHER																
9290-10300	2	2	2	2												
: 9309 : STUD																
(9309-08101) V 01	5	5	5	-												
9309-08101	3	3	3	-												
9309-08101	5	5	5	-												
9309-08101	2	2	2	10												
: 9401 : BOLT																
9401-10200	1	1	1	1												
: 9480 : BOLT																
9480-06120	10	11	11	11												
: 9480 A : BOLT																
9480-04080	2	2	2	2												



1-F14

2700

ELECTRIC SYSTEM (CHASSIS)

PART NUMBER	Q U A N T I T Y										REVISION				
	A	B	C	D	E	F	G	H	I	J	K	L	M	N	O
A RB145KA(AEA,AGA)															
B RB145KA-AGN															
C RB145KA(AHA,AKA,ANA)															
D RB145KA(AGK)															

: 9480 B :	BOL														

9480-05160	4	4	4	4											

: 9480 C :	BOL														

9480-06160	3	3	3	3											

: 9480 D :	BOL														

9480-08160	-	2	2	2											

: 9480 E :	BOL														

9480-05120	2	2	2	2											

: 9480 F :	BOL														

9480-06200	1	1	1	1											

: 9489 :	BOL														

9489-05124	6	8	6	6											

: 9489 A :	BOL														

9489-04118	4	4	4	4											

: 9489 B :	BOL														

9489-04126	2	2	2	2											

: 9489 C :	BOL														

9489-06114	1	1	1	1											

: 9659 :	WASHER,SOFT														

9659-25103	1	1	1	1											

: 9672 :	GROMMET														

9672-35020	2	2	2	2											

: 9672 A :	GROMMET														

9672-25040	1	1	1	1											

: 9679 A :	GROMMET														

9679-17102	3	3	3	3											

-173-

CAT.NO. RB1013

2700

ELECTRIC SYSTEM (CHASSIS)

PART NUMBER	Q U A N T I T Y										REVISION				
	A	B	C	D	E	F	G	H	I	J	K	L	M	N	O

: 9679 B :	GROMMET														

9679-15105	1	1	1	1											

: 9679 C :	GROMMET														

9679-33101	2	2	2	2											

: 9679 D :	GROMMET														

9679-19101	1	1	1	1											

: 9679 E :	GROMMET														

9679-50101	1	1	1	1											

: 9769 :	CLAMP														

9769-01130	3	2	3	2											
(***** V 05 9769-01130 9769-01130	1	1	1	-											

: 9769 B :	CLAMP														

9769-22103	4	4	4	4											

: 9775 B :	CLIP														

9775-08010	2	2	2	2											

: 9775 C :	CLIP														

9775-10010	3	3	3	3											

: 9775 F :	CLIP														

9775-16010	1	1	1	1											

: 9775 G :	CLIP														

9775-18010	4	4	4	4											

: 9775 H :	CLIP														

(9775-20010)	5	5	5	-											
V 01 9775-20010 9775-20010	2	2	2	-											

: 9775 P :	CLIP														

9775-18020	2	2	2	2											

: 9779 :	CLIP														

9779-34101	1	1	1	1											

RBB20287

-174-

CAT.NO. RB1013

2700

ELECTRIC SYSTEM (CHASSIS)

PART NUMBER	Q U A N T I T Y														REVISION	
	A	B	C	D	E	F	G	H	I	J	K	L	M	N	O	REF. CODE
A RB145KA (AEA, AGA)																
B RB145KA-AGN																
C RB145KA (AHA, AKA, ANA)																
D RB145KA (AGK)																

: 9779 A : CLIP																

(9779-24101)	2	2	2	-												
V 01																
(9779-24101)	3	3	3	-												
V 01																
9779-24101	1	1	1	-												
9779-24101	3	3	3	4												

: 9779 B : CLIP																

9779-40101	4	4	4	16												
(9779-40101)	4	4	4	-												
V 01																
(9779-40101)	5	5	5	-												
V 01																
9779-40101	7	7	7	-												
(9779-40101)	4	4	4	-												
V 01																
9779-40101	5	5	5	-												

: 9779 C : CLIP																

9779-08140	1	1	1	1												

: 9779 D : CLIP																

9779-05109	1	1	1	1												
V 04																
*****																RBB20284

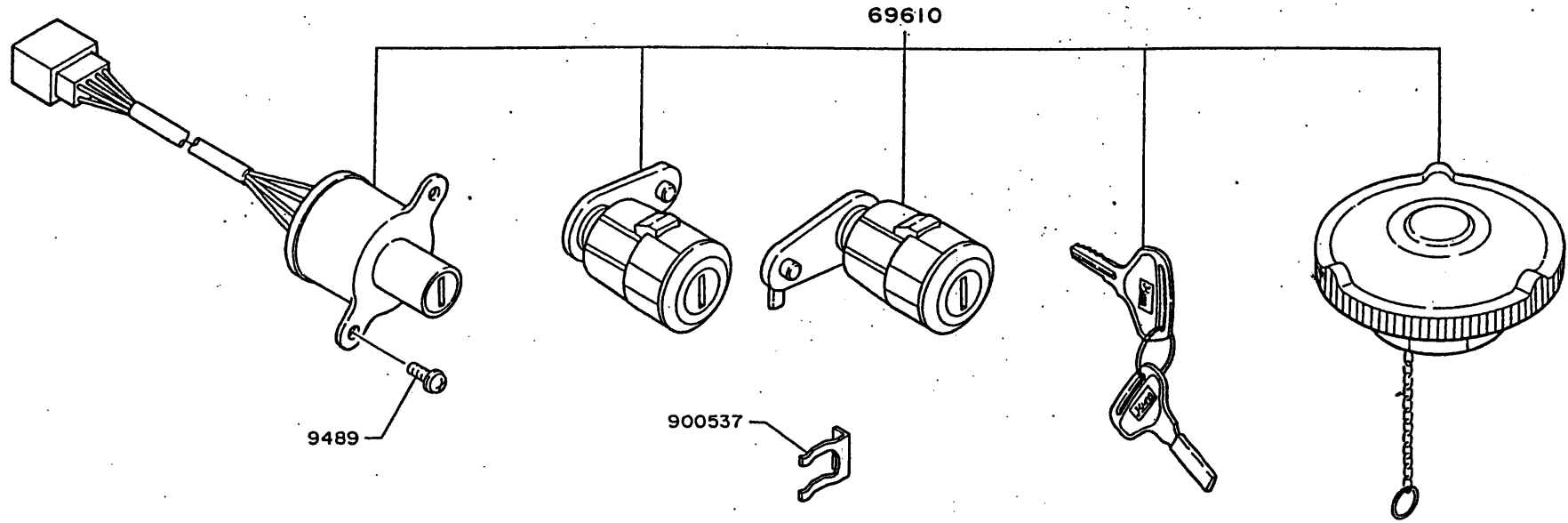
: 9779 E : CLIP																

9779-14104	-	1	1	1												

1-H14

2701

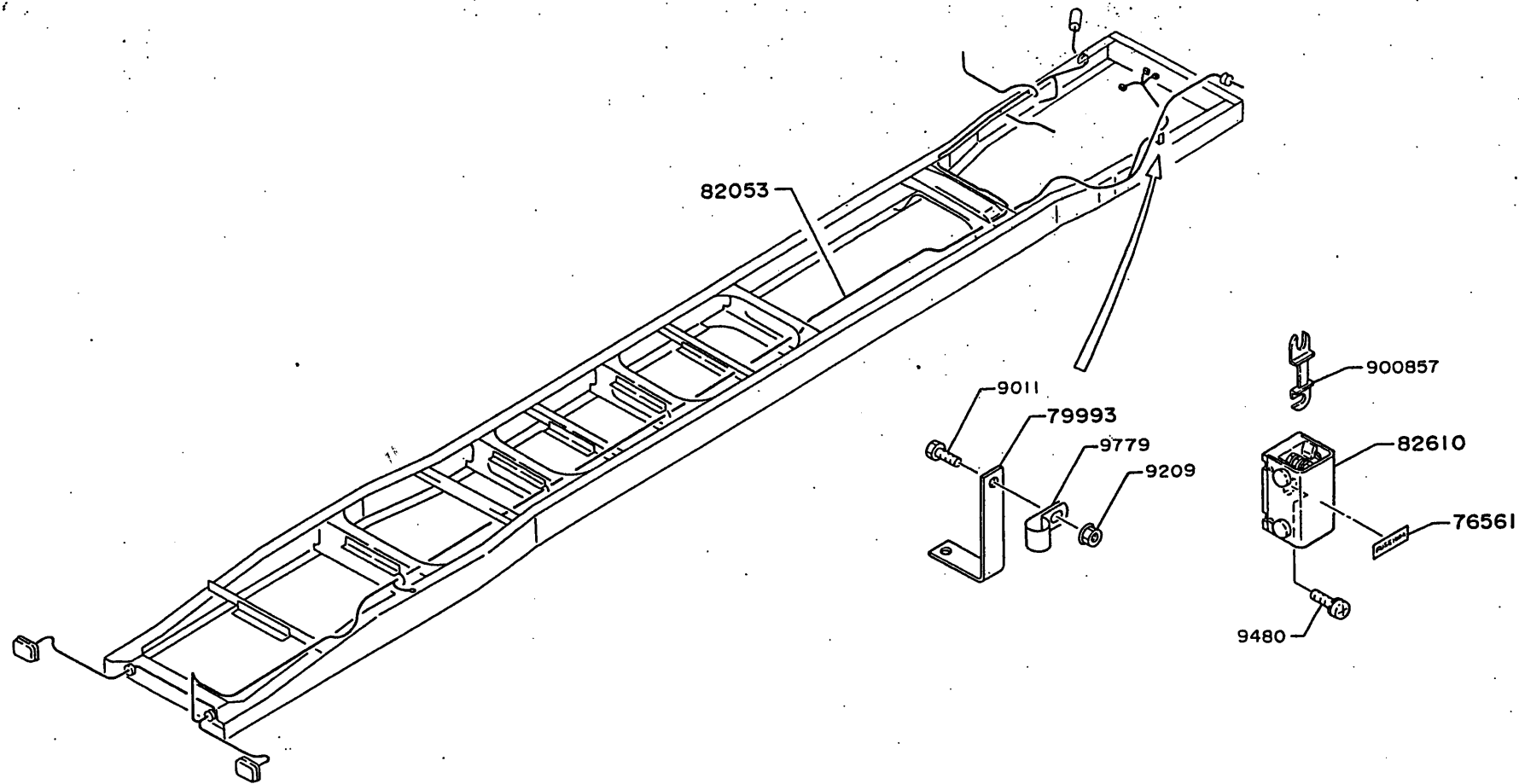
ELECTRIC SYSTEM (CHASSIS) (OPTION)
(F04-M025) (F04-M026)



(OPT) BC27-509-50X11X12
(F0400)•

2701

ELECTRIC SYSTEM (CHASSIS) (OPTION)
(F23-M001)



(OPT) BC27-509-50X04
(F2301)

2701-B.



1-J14

2701

ELECTRIC SYSTEM (CHASSIS)

PART NUMBER	Q U A N T I T Y										REVISION					
	A	B	C	D	E	F	G	H	I	J	K	L	M	N	O	REF.CODE
A F04-M025 B F04-M026 C F23-M011																
----- : 69610 : *-----*																
(69610-2320) V 02 69610-2321 (69610-2330) V 02 69610-2331	-	1	-													RBB20338 RBB20338
----- : 76561 : *-----*																
76561-6960	-	-	1													(ENG) (FUSE 100A)
----- : 79993 : *-----*																
(79993-6710) V 02 79993-7460	-	-	1													RBB20266
----- : 82053 : *-----*																
82053-6530	-	-	1													
----- : 82610 : *-----*																
82610-1010	-	-	1													(COMPONENTS SEE GROUP NO. 2790-2705A OR LOCATION NO.2-A1)
----- : 900537 : *-----*																
9005-37107	1	-	-													
----- : 900857 : *-----*																
9008-57110	-	-	2													(100A)
----- : 9011 : *-----*																
9011-08160	-	-	1													
----- : 9209 : *-----*																
9209-08121	-	-	1													
----- : 9480 : *-----*																
9480-08160	-	-	1													
----- : 9489 : *-----*																
9489-05124	1	-	-													

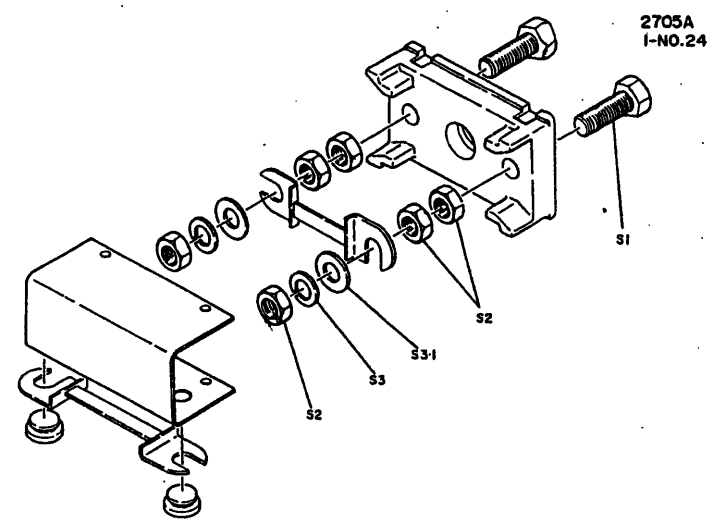
2701

ELECTRIC SYSTEM (CHASSIS)

PART NUMBER	Q U A N T I T Y										REVISION					
	A	B	C	D	E	F	G	H	I	J	K	L	M	N	O	REF.CODE
----- : 9779 : *-----*																
9779-14104	-	-	1													

2790-2705A BLOCK, FUSE AND JUNCTION

2790-2705A BLOCK, FUSE AND JUNCTION



PART NUMBER	Q U A N T I T Y										REVISION				
	A	B	C	D	E	F	G	H	I	J	K	L	M	N	O

: ASSY PARTS :	BLOCK ASSY, FUSE														

82610-1010	*														

: S 1. :	BOL														

9016-08280	2														

: S 2. :	NUT, LOCK														

9210-08050	6														

: S 3. :	LOCKWASHER														

9280-08200	2														

: S 3.1 :	WASHER, PLAIN														

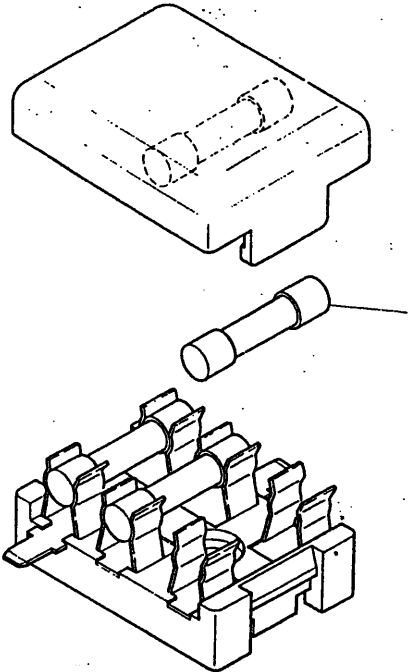
9260-08180	2														

I-NO.24

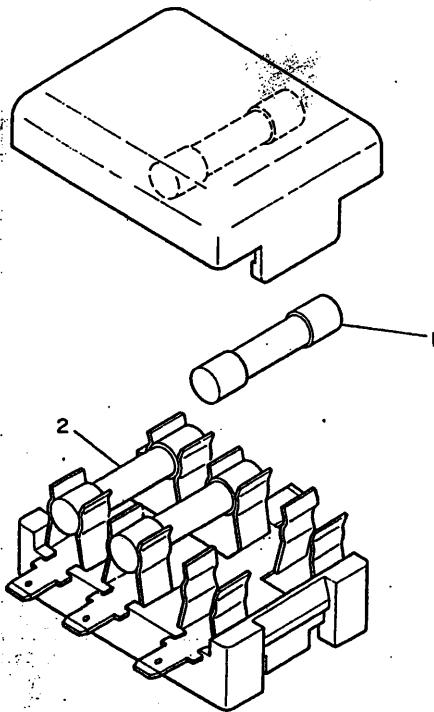
2-B1

2790-2705Z BLOCK, FUSE AND JUNCTION

2790-2705Z BLOCK, FUSE AND JUNCTION



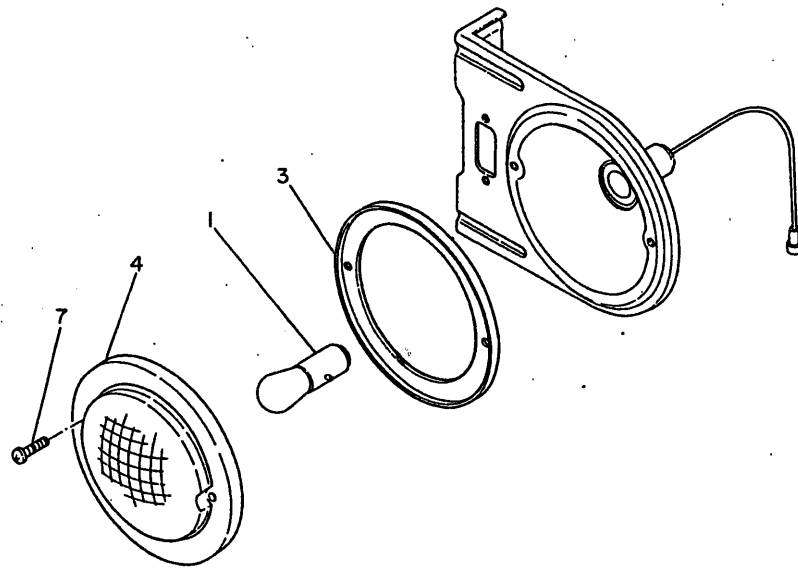
2705Z
I-NO.20



2705Z
I-NO.21

PART NUMBER	QUANTITY														REVISION	
	A	B	C	D	E	F	G	H	I	J	K	L	M	N	O	REF.CODE
-----	BLOCK ASSY, FUSE W/FUSE															
82600-1140	*	-														I-NO.20
82600-1580	-	*														I-NO.21
-----	FUSE															
1.																
9008-57108	4	1											(10A)			
-----	FUSE															
2.																
9008-57102	-	3											(20A)			

2790-2746G LAMP, BACK-UP



2746G
I-NO.24

PART NUMBER	QUANTITY										REVISION					
	A	B	C	D	E	F	G	H	I	J	K	L	M	N	O	REF.CODE
-----	LAMP ASSY, BACK UP															
ASSY PARTS:																
81670-1250	*	-														I-NO.24
81670-1301	-	*														I-NO.24

1.																

9008-32132	1	-														(24V-21W
9008-32158	-	1)

3.	PACKING, LENS															

81672-1010	1	1														

4.	LENS															

81671-1010	1	-														
81671-1011	-	1														

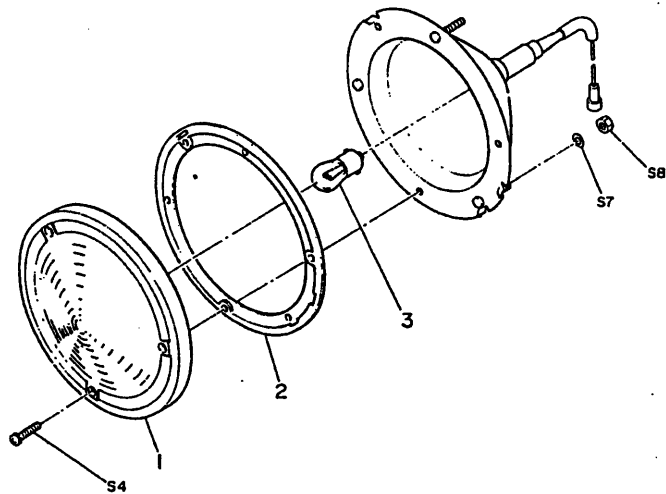
7.	SCREW															

81677-1010	2	2														

2-D1

2790-2770E LAMP, DIRECTION SIGNAL

2790-2770E LAMP, DIRECTION SIGNAL



PART NUMBER	QUANTITY														REVISION
	A	B	C	D	E	F	G	H	I	J	K	L	M	N	O

*ASSY PARTS: LAMP ASSY,RR TURN SIGNAL															I-NO.24

81530-1170 *															

1. LENS															

81531-1020 1															

2. PACKING,LENS															

81552-1060 1															

3. BULB															

9008-32132 1															

S 4. BOLT															

9100-04200 3															

S 7. LOCKWASHER															

9280-05130 3															

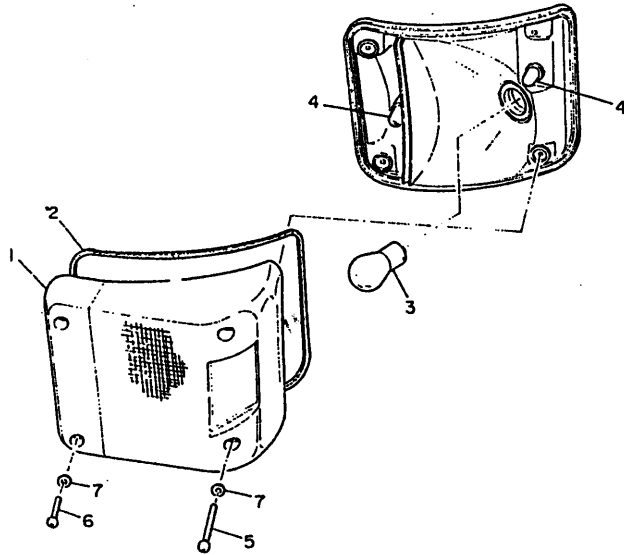
S 8. NUT															

9201-05040 3															

2790-2771A LAMP, TURN SIGNAL

2-E1

2790-2771A LAMP, TURN SIGNAL



2771A
I-NO.20

PART NUMBER	QUANTITY										REVISION					
	A	B	C	D	E	F	G	H	I	J	K	L	M	N	O	REF. CODE

*ASSY PARTS:	LAMP ASSY, FR TURN SIGNAL															

81510-1700	*	-	-	-												I-NO.20
81510-1851	-	*	-	-												I-NO.20
81520-1570	-	-	*	-												I-NO.20
81520-1721	-	-	-	*												I-NO.20

1.	LENS															

(81511-1261)	1	-	-	-												
V 01																
81511-1262	1	1	-	-												
(81521-1151)	-	-	1	-												
V 01																
81521-1152	-	-	1	1												

2.	PACKING, LENS															

81512-1170	1	1	-	-												
81522-1090	-	-	1	1												

3.	BULB															

9008-32170	1	-	1	-												(24V-25W)
9008-32162	-	1	-	1												(24V-21W)

4.	BULB															

9008-31108	1	-	1	-												(24V-5W)
9008-31124	-	1	-	1												

5.	BOLT															

81529-1080	2	2	2	2												

6.	BOLT															

9109-04338	2	2	2	2												

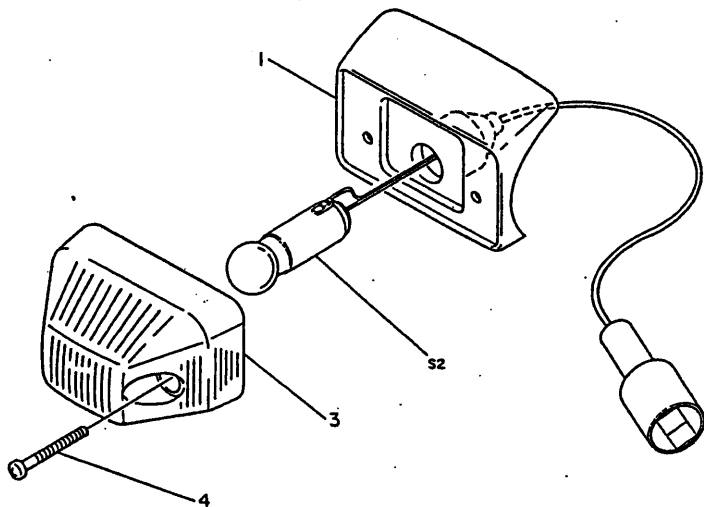
7.	SPACER															

81616-1090	4	4	4	4												

2-F1

2790-2775D LAMP, SIDE TURN SIGNAL

2790-2775D LAMP, SIDE TURN SIGNAL



2775 D
I-NO.20

PART NUMBER	Q U A N T I T Y										REVISION				
	A	B	C	D	E	F	G	H	I	J	K	L	M	N	O

ASSEMBLY PARTS: LAMP ASSY, SIDE TURN SIGNAL															

81730-1081 *															

1. PACKING; LENS															

81732-1040 1															

S 2. BULB															

9008-32103 1 (24V-5W)															

3. LENS															

81731-1051 1															

4. SCREW															

81738-1010 2															

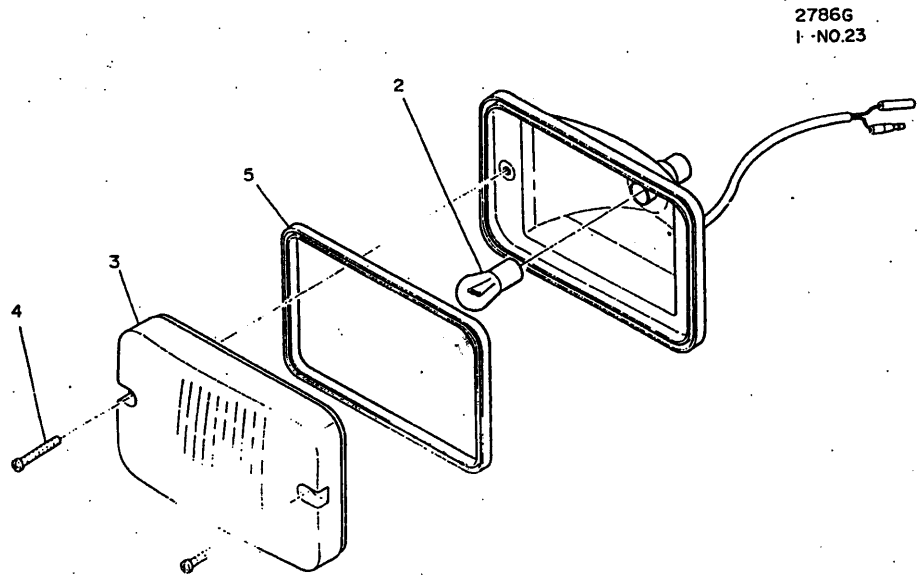
I-NO.20

(24V-5W)

2-G1

2790-2786G LAMP, FOG

2790-2786G LAMP, FOG



PART NUMBER	QUANTITY														REVISION	
	A	B	C	D	E	F	G	H	I	J	K	L	M	N	O	REF. CODE

: ASSY PARTS :	LAMP ASSY, FOG															

81210-1310	*															I-NO.23

: 2. :	BULB															

9008-32165	1														(24V-35W))

: 3. :	LENS															

81211-1150	1															

: 4. :	SCREW															

81219-1030	2															

: 5. :	PACKING, LENS															

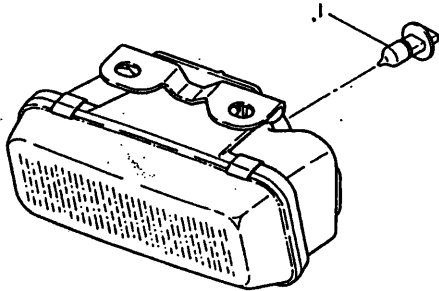
81212-1090	1															

2-H1

2790-2786N LAMP, FOG

2790-2786N LAMP, FOG

2786N
I-NO. 20



PART NUMBER	Q U A N T I T Y										REVISION						
	A	B	C	D	E	F	G	H	I	J	K	L	M	N	O	REF. CODE	

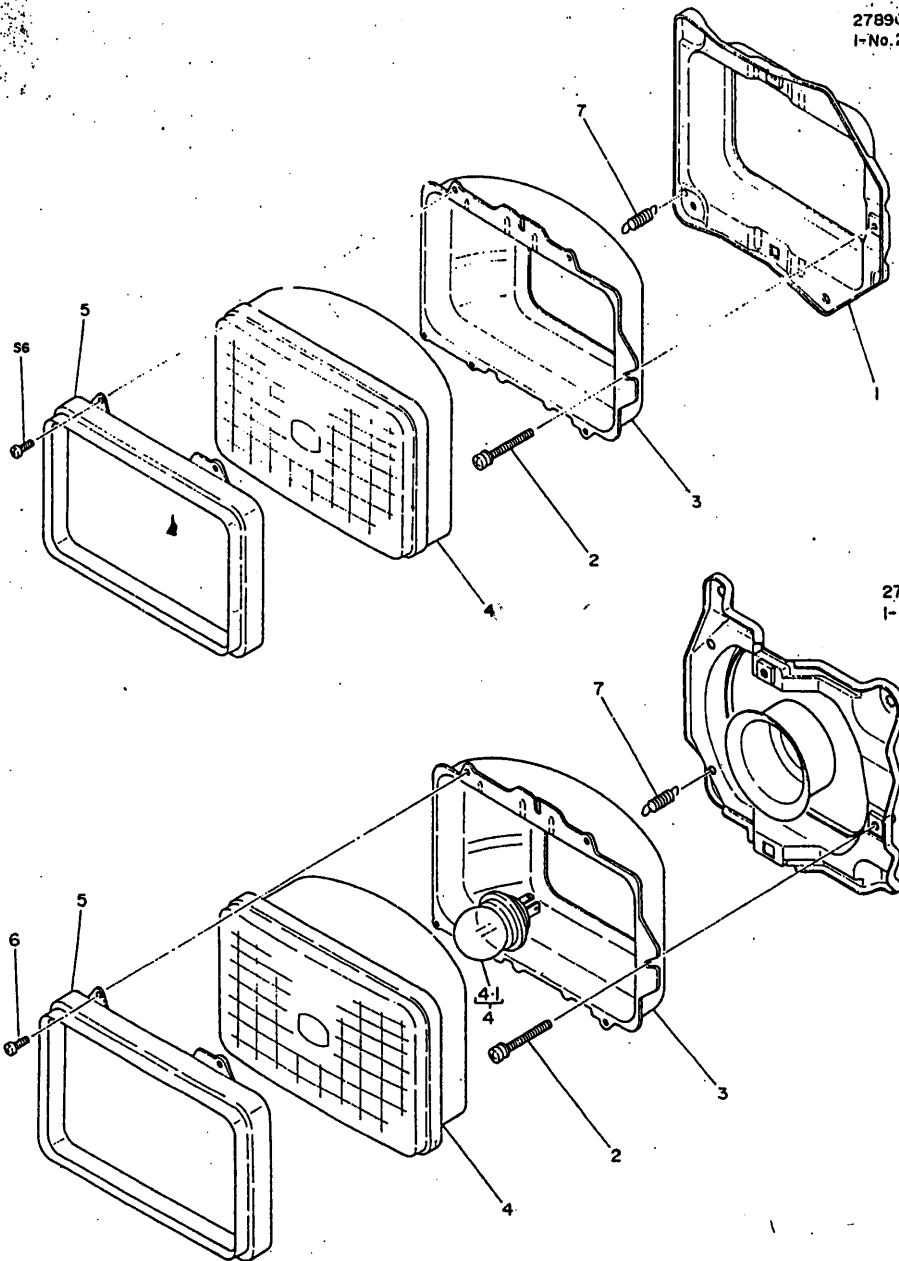
ASSY PARTS: LAMP ASSY, FOG																	
81210-1430	*	-															I-NO. 20
81220-1030	-	*															I-NO. 20

1. BULB																	
9008-32193	1	1															

2790-2789G HEAD LAMP

2789G
I-No.20

2789G
I-No.23



PART NUMBER	QUANTITY										REVISION					
	A	B	C	D	E	F	G	H	I	J	K	L	M	N	O	REF.CODE

*ASSY PARTS:	HEADLAMP ASSY,RH															

81110-2250	*	-	-	-	-	-	-	-	-	-	-	-	-	-	-	I-No.20
81110-2260	-	*	-	-	-	-	-	-	-	-	-	-	-	-	-	I-No.20
81110-2410	-	-	*	-	-	-	-	-	-	-	-	-	-	-	-	I-No.23
81110-2420	-	-	-	*	-	-	-	-	-	-	-	-	-	-	-	I-No.23
81150-1850	-	-	-	-	*	-	-	-	-	-	-	-	-	-	-	I-No.20
81150-1860	-	-	-	-	-	*	-	-	-	-	-	-	-	-	-	I-No.20
81150-1940	-	-	-	-	-	-	*	-	-	-	-	-	-	-	-	I-No.23
81150-1950	-	-	-	-	-	-	-	*	-	-	-	-	-	-	-	I-No.23

1.	HOUSING															

81118-1150	1	1	-	-	1	1	-	-	-	-	-	-	-	-	-	
81118-1140	-	-	-	-	-	-	-	-	-	-	-	-	-	-	-	

2.	SCREW															

81151-1110	2	2	2	2	2	2	2	2	2	2	2	2	2	2	2	

3.	RING,TYPE 1 MTG															

81113-1100	1	-	1	-	-	-	-	-	-	-	-	-	-	-	-	
81114-1140	-	1	-	1	-	-	-	-	-	-	-	-	-	-	-	
81113-1110	-	-	-	-	1	-	1	-	-	-	-	-	-	-	-	
81114-1150	-	-	-	-	-	1	-	1	-	-	-	-	-	-	-	

4.	SEALED BEAM UNIT															

9008-21118	1	-	-	-	1	-	-	-	-	-	-	-	-	-	-	
9008-21120	-	1	-	-	-	1	-	-	-	-	-	-	-	-	-	
9008-23118	-	-	1	-	-	-	-	1	-	-	-	-	-	-	-	
9008-23119	-	-	-	1	-	-	-	-	1	-	-	-	-	-	-	

4.1	BULB															

9008-32155	-	-	1	1	-	-	1	1	-	-	-	-	-	-	-	(24V-55/50W)

5.	RING,RETAINING															

81111-1170	1	1	1	1	1	1	1	1	1	1	1	1	1	1	1	

6.	SCREW															

81219-1070	-	-	4	4	-	-	4	4	-	-	4	4	-	-	-	

S 6.	SCREW															

81219-1070	4	4	-	-	4	4	-	-	-	-	-	-	-	-	-	

7.	SPRING															

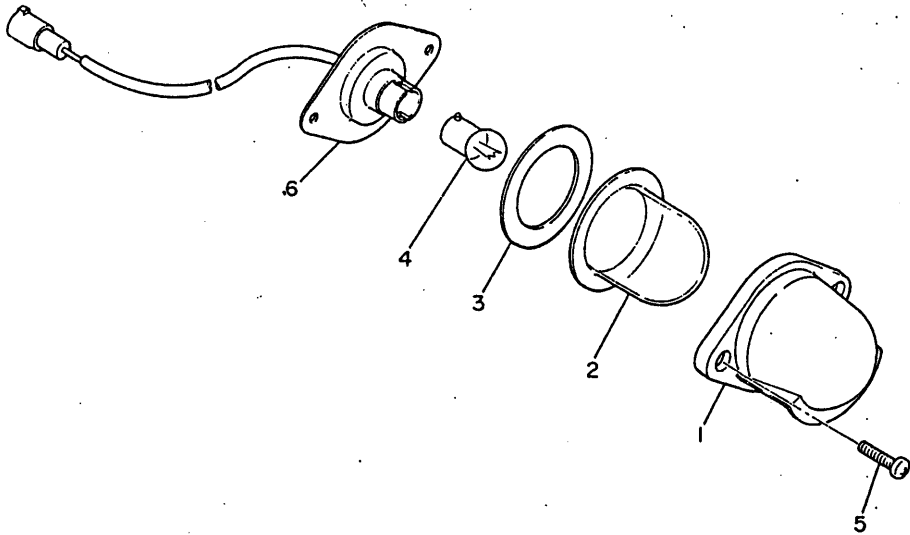
9008-73119	1	1	1	1	1	1	1	1	1	1	1	1	1	1	1	

2-J1

2790-2795D LAMP, LICENSE

2790-2795D LAMP, LICENSE

2795D
I-NO.23



PART NUMBER	QUANTITY															REVISION
	A	B	C	D	E	F	G	H	I	J	K	L	M	N	O	REF. CODE

*ASSY PARTS: LAMP ASSY, LICENSE PLATE																
81270-1180	*	-														
81270-1240	-	*														I-NO.23 I-NO.23

* 1. : COVER																
81278-1040	1	1														

* 2. : LENS																
81271-1040	1	-														
81271-1070	-	1														

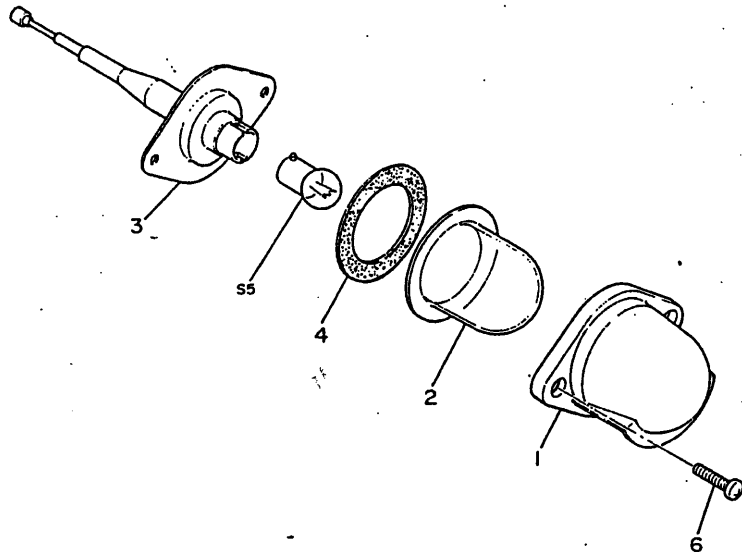
* 3. : PACKING, LENS																
81272-1070	1	1														

* 4. : BULB																
9008-32133	1	-														(24V-12W)
9008-32157	-	1														(24V-5W)

* 5. : SCREW																
81277-1080	2	-														
81277-1070	-	2														

* 6. : BODY																
81273-1070	1	-														
81273-1100	-	1														

2790-2795E LAMP, LICENSE



PART NUMBER	Q U A N T I T Y										REVISION					
	A	B	C	D	E	F	G	H	I	J	K	L	M	N	O	REF.CODE

:ASSY PARTS:	LAMP ASSY, LICENSE PLATE															

81270-1200	*															I-NO.20

: 1. :	COVER															

81278-1040	1															

: 2. :	LENS															

81271-1081	1															

: 3. :	BODY															

81273-1040	1															

: 4. :	PACKING, LENS															

81272-1030	1															

: S 5. :	BULB															

9008-32133	1															(24V-12W)

: 6. :	SCREW															

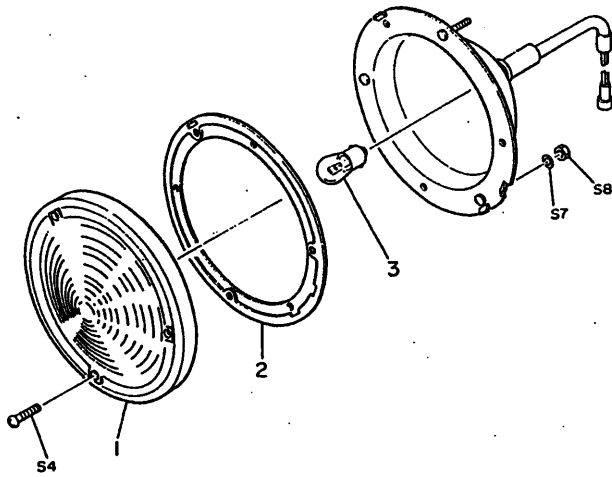
81277-1080	2															

2-L1

2790-2819G LAMP, TAIL AND STOP

2790-2819G LAMP, TAIL AND STOP

2819G
I-NO.30



PART NUMBER	Q U A N T I T Y										REVISION					
	A	B	C	D	E	F	G	H	I	J	K	L	M	N	O	REF. CODE

*ASSY PARTS:	LAMP	ASSY,RR	COMB													

81550-1440	*															I-NO.30

1.	LENS															

81551-1270	1															

2.	PACKING,LENS															

81552-1060	1															

3.	BULB															

9008-32169	1															(24V-25W/10W)

S 4.	BOLT															

9100-04200	3															

S 7.	LOCKWASHER															

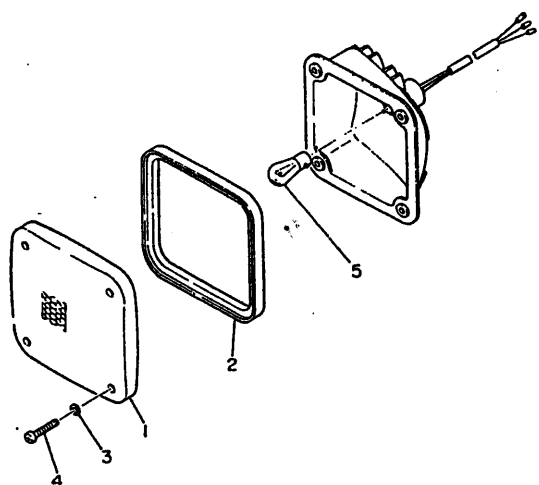
9280-05130	3															

S 8.	NUT															

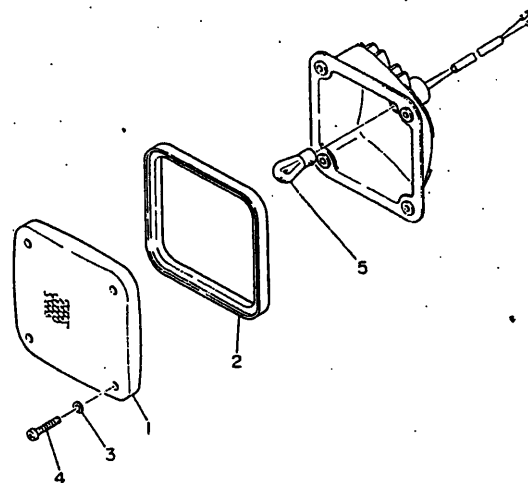
9200-05040	3															

2790-2819R LAMP, TAIL AND STOP

2819f.
1-NO.20



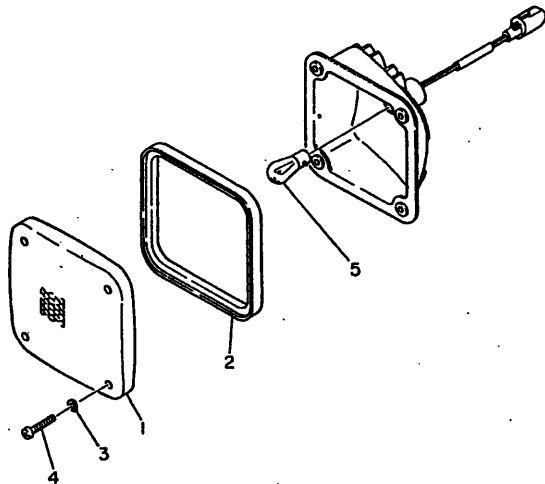
2819R
1-NO.21



2-B2

2790-2819R LAMP, TAIL AND STOP

2790-2819R LAMP, TAIL AND STOP



2819R
I-NO.22

PART NUMBER	QUANTITY														REVISION		
	A	B	C	D	E	F	G	H	I	J	K	L	M	N	O	REF.CODE	

: ASSY PARTS: LAMP ASSY,RR TURN SIGNAL																	

81530-1140	*	-	-	-	-	-											I-NO.21
81530-1150	-	*	-	-	-	-											I-NO.21
81550-1410	-	-	*	-	-	-											I-NO.20
81550-1541	-	-	-	*	-	-											I-NO.22
81560-1300	-	-	-	-	*	-											I-NO.20
81560-1361	-	-	-	-	-	*											I-NO.22

: 1. : LENS																	

(81531-1030)	1	1	-	-	-	-											
V 01																	
81531-1031	-	1	-	-	-	-											
(81551-1210)	-	-	1	-	1	-											
V 01																	
81551-1211	-	-	1	-	1	-											
81551-1262	-	-	-	1	-	-											
81561-1072	-	-	-	-	-	1											

: 2. : PACKING,LENS																	

81552-1100	1	1	-	-	1	-											
81552-1090	-	-	1	-	-	-											
81532-1010	-	-	-	1	-	-											
81532-1020	-	-	-	-	-	1											

: 3. : SPACER																	

81616-1090	4	4	4	4	4	4											

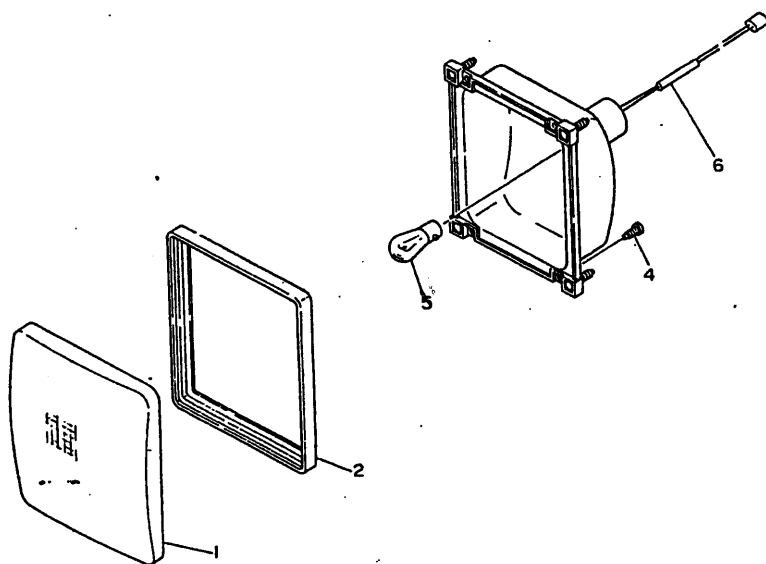
: 4. : SCREW																	

81589-1130	4	4	4	4	4	4											

: 5. : BULB																	

9008-32141	1	1	-	-	-	-											(24V-25W)
9008-32142	-	-	1	-	1	-											(24V-25W/10W)
9008-32159	-	-	-	1	-	1											(24V-21/5W)

2790-2819V LAMP, TAIL AND STOP



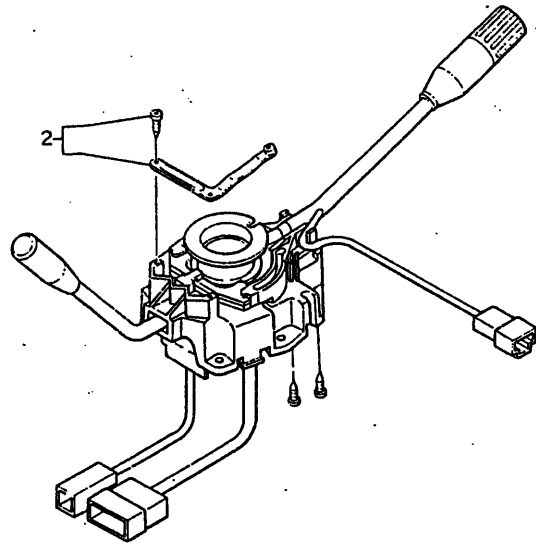
2819V
I-NO.21

PART NUMBER	Q U A N T I T Y										REVISION					
	A	B	C	D	E	F	G	H	I	J	K	L	M	N	O	REF.CODE
-----	LAMP ASSY,RR TURN SIGNAL															
*ASSY PARTS:																
81530-1231	*	-														I-NO.21
81540-1010	-	*														I-NO.21
-----	LENS															
1.																
81531-1071	1	-														
81551-1271	-	1														
-----	PACKING,LENS															
2.																
81552-1150	1	1														
-----	SCREW															
4.																
81589-1150	4	4														
-----	BULB															
5.																
9008-32162	1	1														(24V-21W)
-----	SOCKET,W/WIRE															
6.																
81565-1090	1	1														

2-D2

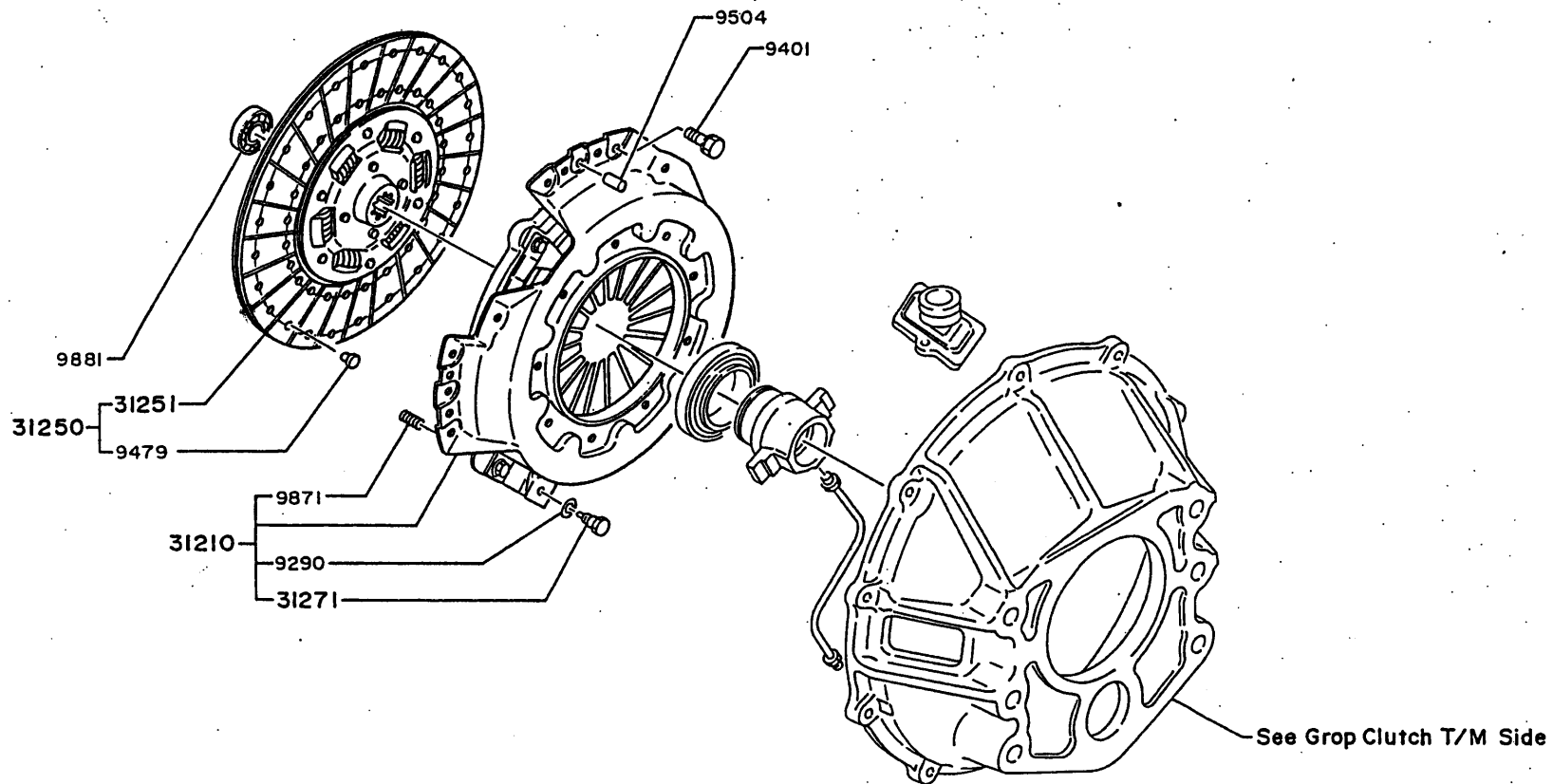
2790-6430C SWITCH, COMBINATION

2790-6430C SWITCH, COMBINATION



6430C
I-NO.26

PART NUMBER	Q U A N T I T Y															REVISION	
	A	B	C	D	E	F	G	H	I	J	K	L	M	N	O	REF.CODE	
----- :ASSY PARTS: SWITCH ASSY, COMB *-----* 84040-1250	*																I-NO.26
----- : 2. : SWITCH CONTACT *-----* 84318-1060	1																



ME12-300-00X15
(3000) •

3000-A.



3000

CLUTCH

PART NUMBER	QUANTITY													REVISION		
	A	B	C	D	E	F	G	H	I	J	K	L	M	N	O	REF. CODE
A RB145KA ALL																

: 31210 : COVER ASSY, CLUTCH																

31210-1080 1																

: 31250 : DISC ASSY, CLUTCH																

(31250-3120) 1																
V 02																
31250-3121 1																CL210711

: 31251 : FACING																

31251-1670 2																

: 31271 : BOLT, STRAP PLATE																

31271-1030 4																

: 9290 : LOCKWASHER																

9290-10300 4																

: 9401 : BOLT																

9401-10250 10																

: 9479 : RIVET																

9479-04119 36																

: 9504 : PIN STRAIGHT																

9504-10240 2																

: 9871 : SPRING, COMPRESSION																

9871-01111 4																

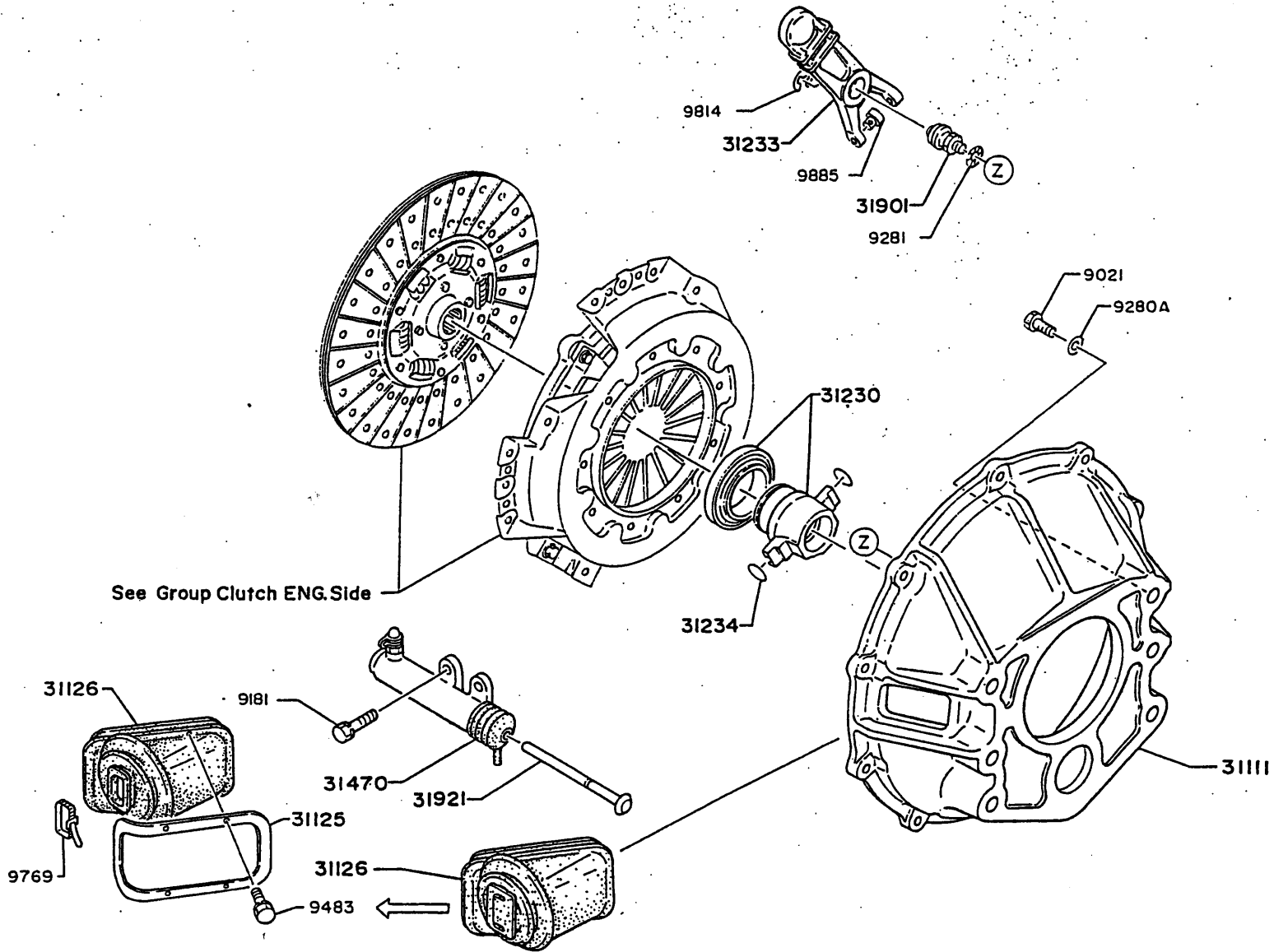
: 9881 : BEARING, BALL																

9881-17112 1																

2-G2

3005

CLUTCH HOUSING



MM13-301-00X05
(3005)•

3005-A.



3005

CLUTCH HOUSING

3005

CLUTCH HOUSING

PART NUMBER	QUANTITY										REVISION					
	A	B	C	D	E	F	G	H	I	J	K	L	M	N	O	REF. CODE
A RB15KA ALL																

: 31111 : HOUSING, CLUTCH																
(31111-1800)	1															
V 02																
31111-2090	1															CL210585

: 31125 : PLATE, RELEASE FORK BOOT																
(*****)																
V 05																
31125-1020	1															CL210585

: 31126 : BOOT, CLUTCH RELEASE FORK																
(31126-1020)	1															
V 02																
31126-1021	1															CL210585

: 31230 : BEARING ASSY, THROWOUT																
31230-1030	1															

: 31233 : FORK, CLUTCH RELEASE																
(31233-1220)	1															
V 02																
31233-1221	1															CL210585

: 31234 : SPRING, RELEASE FORK ANTIRATTLE																
31234-1120	2															

: 31470 : CYLINDER ASSY, CLUTCH RELEASE																
31470-1200	1															
(COMPONENTS, SEE GROUP NO. 3090-3011K OR LOCATION NO.2-B3)																

: 31901 : PIVOT SUB ASSY																
31901-1011	1															

: 31921 : ROD, PUSH																
31921-1190	1															

: 9021 : BOLT																
9021-16400	6															

: 9181 : BOLT																
9181-08250	2															

: 9280 A : LOCKWASHER																
9280-16400	6															

PART NUMBER	QUANTITY										REVISION					
	A	B	C	D	E	F	G	H	I	J	K	L	M	N	O	REF. CODE

: 9281 : LOCKWASHER, INTERNAL TOOTH																
9281-12210	1															

: 9483 : BOLT																
(*****)																
V 05																
9483-04122	1															CL210585

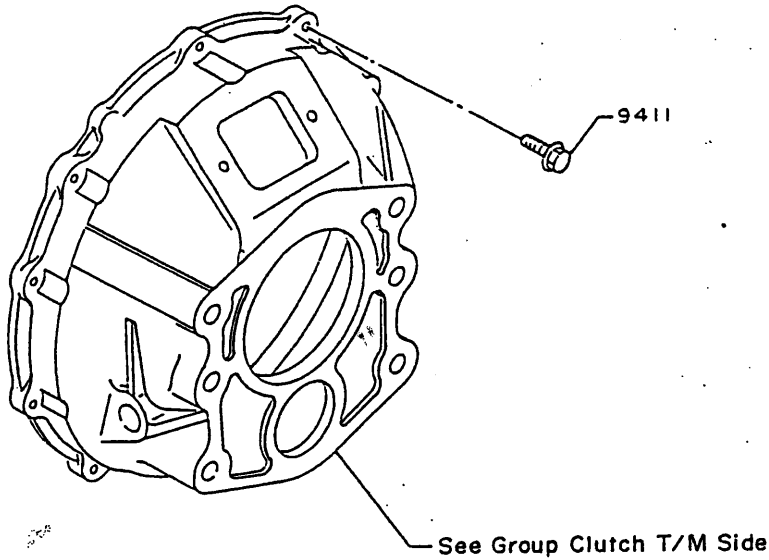
: 9769 : CLAMP																
(*****)																
V 05																
9769-01149	1															CL210585

: 9814 : SPRING, RETAINER																
9814-12100	1															

: 9885 : BEARING, NEEDLE ROLLER																
9885-10103	2															

3007

ENGINE SETTING PARTS



PART NUMBER	QUANTITY										REVISION					
	A	B	C	D	E	F	G	H	I	J	K	L	M	N	O	REF.CODE
A RB145KA ALL																

* 9411 BOLT																

9411-10351																10

(3007) •
ME13-040-00X01

PART NUMBER	Q U A N T I T Y										REVISION					
	A	B	C	D	E	F	G	H	I	J	K	L	M	N	O	REF.CODE
A RB145KA ALL																

: 31264 :	PLATE, FRICTION															

: 31264-1031 :	3															

: 31301 :	PEDAL SUB ASSY, CLUTCH															

(31301-2420)	1															RBB20456

V X																
: 31301-3160 :	1															

: 31305 :	BRACKET SUB ASSY, CLUTCH PEDAL															

(31305-1231)	1															

V 01																
: 31305-1472 :	1															

: 31305 A :	BRACKET SUB ASSY, CLUTCH PEDAL															

: 31305-1260 :	1															

: 31318 :	BUFFER, CLUTCH PEDAL															

: 31318-1010 :	1															

: 31321 :	PAD, PEDAL															

: 31321-1050 :	1															

: 31322 :	STOPPER, PEDAL															

(31322-1040)	1															FB110658

V X																
: 31322-1130 :	1															

: 31420 :	CYLINDER ASSY, MASTER															

(31420-1500)	1															

(COMPONENTS, SEE GROUP NO. 3090-3006X OR LOCATION NO.2-A3)																

V 02																
: 31420-1501 :	1															FB110084

(COMPONENTS, SEE GROUP NO. 3090-3006X OR LOCATION NO.2-A3)																

: 31496 :	PIPE, OIL															

: 31496-9310 :	1															

: 31496 A :	PIPE, OIL															

: 31496-9321 :	1															

: 31496 B :	PIPE, OIL															

: 31496-9331 :	1															

PART NUMBER	Q U A N T I T Y										REVISION					
	A	B	C	D	E	F	G	H	I	J	K	L	M	N	O	REF.CODE

: 31496 C :	PIPE, OIL															

: 31496-9340 :	1															

: 31496 D :	PIPE, OIL															

: 31496-9350 :	1															

: 32243 :	BUSHING, CONTROL TUBE															

: 32243-1040 :	2															

: 44457 :	CLIP, HOSE															

: 44457-1060 :	1															

: 47351 :	BRACKET, PIPE JOINT															

: 47351-9890 :	1															

: 47660 :	SPRING ASSY															

: 47660-1240 :	1															

: 47941 :	SEAT, SPG															

: 47941-1650 :	1															

: 47941 A :	SEAT, SPG															

: 47941-1660 :	1															

: 51649 :	PLATE, SETTING															

: 51649-1370 :	1															

: 52415 :	ROD, ADJ															

: 52415-1070 :	1															

: 79904 :	CLIP SUB ASSY															

: 79904-2090 :	1															

: 84380 :	SWITCH ASSY															

: 84380-1340 :	1															

: 900317 :	PIN															

: 9003-17183 :	1															

: 900472 :	HOSE, OIL BRAKE															

: 9004-72209 :	1															



PART NUMBER	Q U A N T I T Y										REVISION					
	A	B	C	D	E	F	G	H	I	J	K	L	M	N	O	REF. CODE
A RB145KA ALL																

: 9011 A : BOL																

9011-08200	1															
9011-08200	1															

: 9011 B : BOL																

9011-12301	2															

: 9181 : BOL																

9181-08160	2															

: 9190 : BOL																

9190-08163	4															

: 9200 : NUT																

9200-08070	1															

: 9201 : NUT																

9201-08070	2															

: 9201 A : NUT																

9201-12100	2															

: 9209 : NUT																

9209-06111	4															

: 9209 A : NUT																

9209-08121	1															
9209-08121	1															

: 9210 : NUT LOCK																

9210-08050	1															

: 9260 : WASHER, PLAIN																

9260-08270	1															

: 9260 A : WASHER, PLAIN																

9260-10180	2															
(9260-10180)	1															
V 04																

: 9280 : LOCKWASHER																

9280-08200	2															

FB110084

PART NUMBER	Q U A N T I T Y										REVISION					
	A	B	C	D	E	F	G	H	I	J	K	L	M	N	O	REF. CODE

: 9290 : LOCKWASHER																

9290-12360	2															

: 9509 : PIN																

9509-02115	1															

: 9509 A : PIN																

9509-02115	1															

: 9519 : PIN																

(9511-10270)	1															
V 02																
9519-10178	1															

: 9659 : WASHER, SOFT																

9659-12102	1															

: 9729 : CONNECTOR																

9729-06155	4															

: 9775 : CLIP																

9775-06010	4															

: 9814 : SPRING, RETAINER																

9814-08080	1															

: 9867 : BUSHING																

9867-10129	2															

: 9867 B : BUSHING																

9867-10130	1															

: 9871 : SPRING, COMPRESSION																

9871-05161	1															

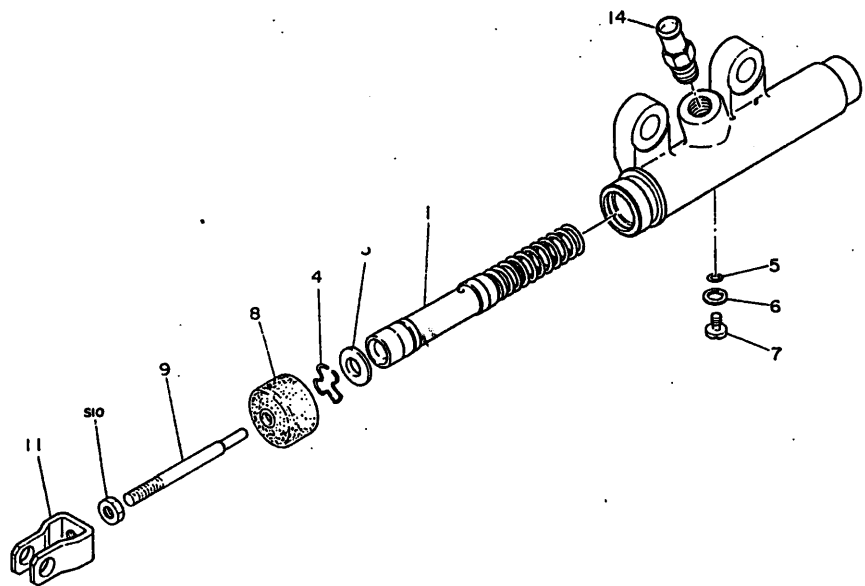
: 9873 : SPRING, TENSION																

(*****)																
V 05																
9873-02187	1															

FB110084

RBB50117

3090-3006X CYLINDER, CLUTCH MAIN



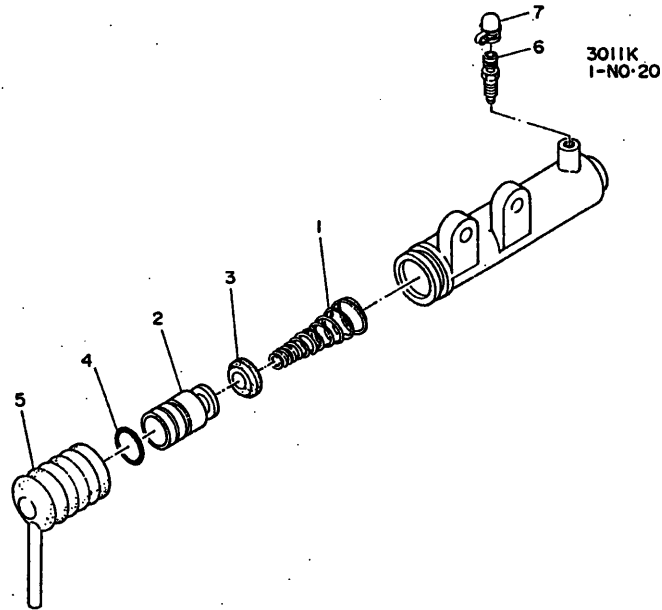
3006X
I-NO.25

PART NUMBER	Q U A N T I T Y										REVISION					
	A	B	C	D	E	F	G	H	I	J	K	L	M	N	O	REF. CODE
-----	CYLINDER ASSY, MASTER															
*ASSY PARTS:																
31420-1500	*															
31420-1501	*															I-NO.25 I-NO.25
-----	PISTON SUB ASSY, MASTER CYL															
1.																
31401-1080	1	1														
-----	WASHER, THRUST															
3.																
9003-13137	1	1														(T= 1.60)
-----	RING, RETAINER															
4.																
9813-21100	1	1														
-----	O-RING															
5.																
9851-04102	1	1														
-----	WASHER, SOFT															
6.																
9659-08105	1	1														
-----	BOLT															
7.																
9109-05163	1	1														
-----	BOOT, MASTER CYL															
8.																
31454-1060	1	1														
-----	ROD, MASTER CYL PUSH															
9.																
31451-1030	1	1														
-----	NUT															
S 10.																
9200-08070	1	1														
-----	CLEVIS															
11.																
9559-10128	1	1														
-----	JOINT, PIPE															
14.																
9855-18106	1	1														

2-B3

3090-3011K CYLINDER, CLUTCH SLAVE

3090-3011K CYLINDER, CLUTCH SLAVE



PART NUMBER	QUANTITY										REVISION				
	A	B	C	D	E	F	G	H	I	J	K	L	M	N	O

*ASSY PARTS:	CYLINDER ASSY, CLUTCH RELEASE														

31470-1200	*										I-NO.20				

1.	SPRING, CONICAL														

9872-02120	1														

2.	PISTON, RELEASE CYL														

31472-1110	1														

3.	CUP, PISTON														

31446-1210	1														

4.	SEAL, PISTON														

31448-1090	1														

5.	BOOT, RELEASE CYL														

31476-1120	1														

6.	PLUG, BLEEDER														

31477-1010	1														

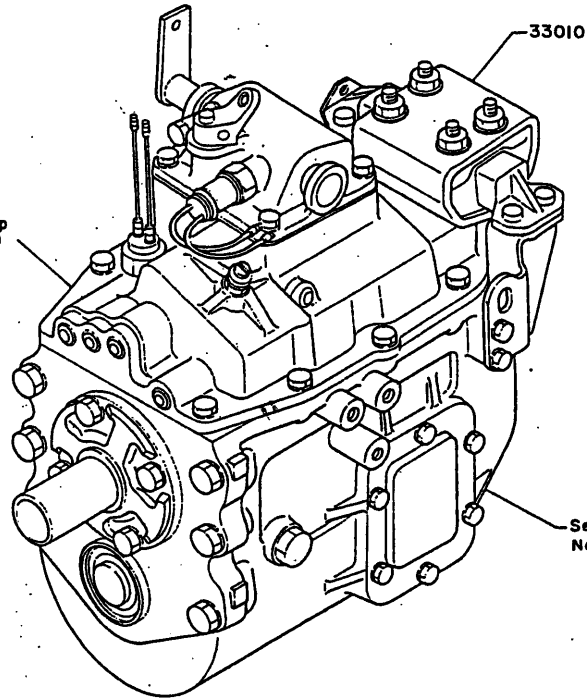
7.	CAP, AIR BLEEDER SCREW														

47538-1020	1														

3200

TRANSMISSION ASSY

See Group
NO. 3210



(3200)•
MMI F-051-00X04

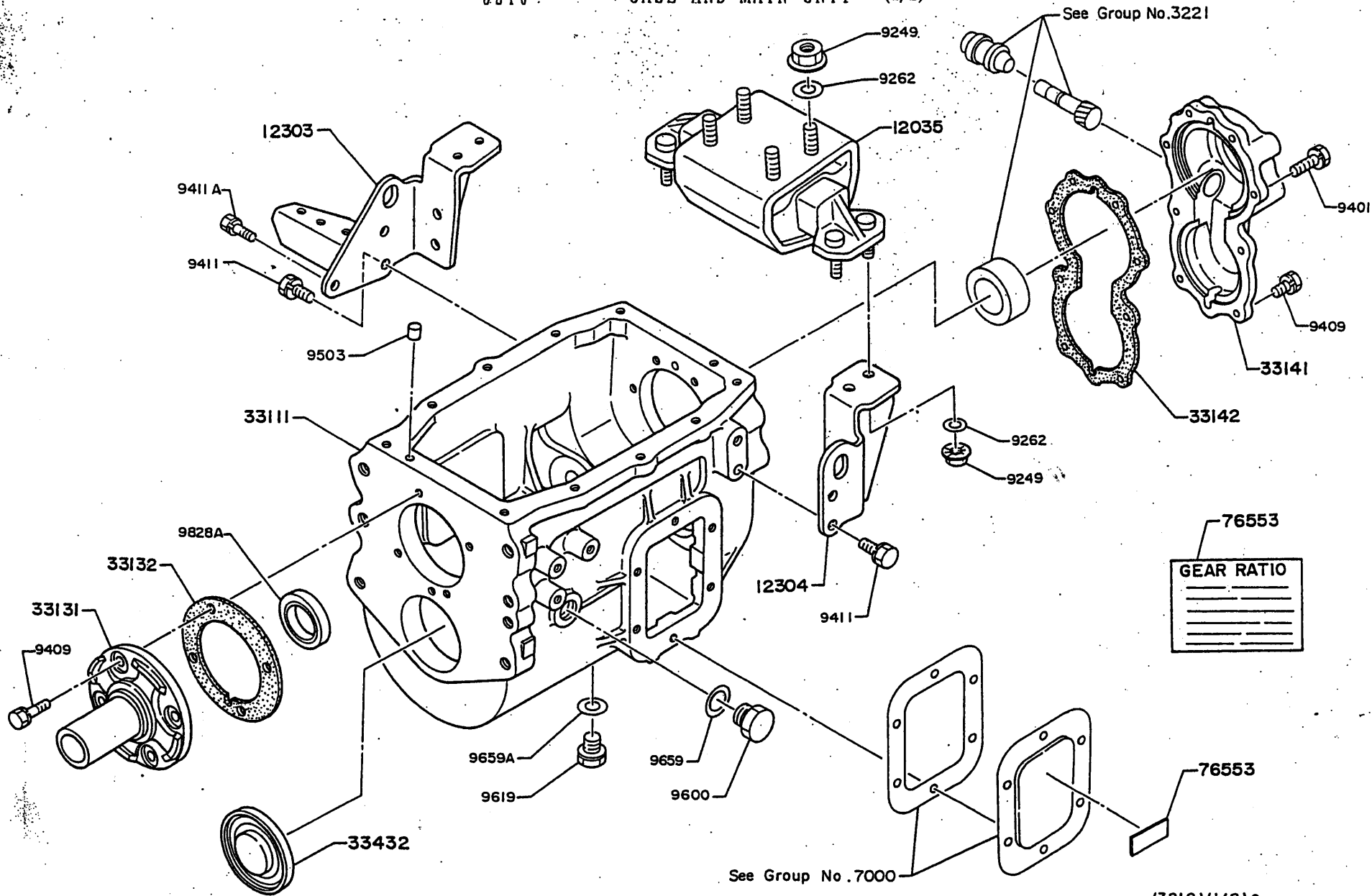
3200-A

PART NUMBER	Q U A N T I T Y										REVISION					
	A	B	C	D	E	F	G	H	I	J	K	L	M	N	O	REF. CODE
A. RB145KA (AEA, AGA, AHA, AKA, AMA) B. RB145KA (AGK, AGN)																
----- : 33010 : TRANSMISSION ASSY, FOR SERVICE *-----*																
33010-6021	1	-														
(33010-6190)	-	1														
V X 33010-6191	-	1														TM211525

2-D3

3210

CASE AND MAIN UNIT (1/2)



(3210)(1/2) •
MMI I-051-00X01,04,08

3210-A



2-F3

PART NUMBER	Q U A N T I T Y											REVISION				
	A	B	C	D	E	F	G	H	I	J	K	L	M	N	O	REF.CODE
A RB135KA ALL																
----- : 12035 : MOUNTING SUB ASSY,ENG,RR, *-----*																
12035-2120	1															
----- : 12303 : BRACKET SUB ASSY,ENG MTG,RR,RH *-----*																
(12303-1410) V 02 12303-1411	1															RBB20220
----- : 12304 : BRACKET SUB ASSY,ENG MTG,RR,LH *-----*																
12304-1280	1															
----- : 33111 : CASE,T/M *-----*																
(33111-2081) V X 33111-2082	1															CL210570
----- : 33131 : RETAINER,BRG,FR *-----*																
33131-1470	1															
----- : 33132 : GASKET,BRG RETAINER,FR *-----*																
33132-1170	1															
----- : 33141 : RETAINER,BRG,RR *-----*																
(33141-1842)	1															TM211525
V 02 33141-1920	1															
----- : 33142 : GASKET,BRG RETAINER,RR *-----*																
33142-1330	1															
----- : 33311 : SHAFT,INPUT *-----*																
33311-3661	1															
----- : 33321 : SHAFT,OUTPUT *-----*																
33321-1182	1															
----- : 33332 : GEAR,2ND *-----*																
33332-1301	1															
----- : 33333 : GEAR,3RD *-----*																
33333-2532	1															



PART NUMBER	Q U A N T I T Y											REVISION				
	A	B	C	D	E	F	G	H	I	J	K	L	M	N	O	REF.CODE
----- : 33334 : GEAR,4TH *-----*																
33334-2051	1															
----- : 33335 : GEAR,1ST *-----*																
33335-1181	1															
----- : 33338 : GEAR,REV *-----*																
33338-1080	1															
----- : 33361 : HUB,T/M SYNCHRO *-----*																
33361-1041	1															
----- : 33361 A : HUB,T/M SYNCHRO *-----*																
(33361-1031) V X 33361-1790	1															TM211549
----- : 33363 : SLEEVE,T/M SYNCHRO *-----*																
33363-1240	1															
----- : 33363 A : SLEEVE,T/M SYNCHRO *-----*																
(33363-1063) V X 33363-1660	1															TM211549
----- : 33363 B : SLEEVE,T/M SYNCHRO *-----*																
(33363-1053) V X 33363-1440	1															TM211549
----- : 33365 : KEY,SYNCHRO *-----*																
33365-1020	6															
----- : 33366 : HEAD,SYNCHRO *-----*																
33366-1010	6															
----- : 33371 : RING,SYNCHRO *-----*																
(33371-1061) V X 33371-1062	2															TM211549
----- : 33371 A : RING,SYNCHRO *-----*																
33371-1051	2															
----- : 33372 : CONE,SYNCHRO *-----*																
(33372-1080)	2															

PART NUMBER	Q U A N T I T Y										REVISION					
	A	B	C	D	E	F	G	H	I	J	K	L	M	N	O	REF. CODE
A RB145KA ALL																
--- : 33372 : *---* V 02 33372-1081																TM211500
--- : 33372 A : *---* (33372-1070) V 02 33372-1071																TM211500
--- : 33411 : *---* 33411-2691																
--- : 33422 : *---* 33422-1192																
--- : 33426 : *---* 33426-2200																
--- : 33432 : *---* 33432-1090																
--- : 33451 : *---* 33451-1120																
--- : 33461 : *---* 33461-1151																
--- : 34605 : *---* OR 34605-1160 OR 34605-1170 OR 34605-1180																
--- : 37304 : *---* 37304-3270																
--- : 37341 : *---* 37341-1700																
--- : 76553 : *---* 76553-3640																(GEAR RATIO)
--- : 900312 : *---* 9003-12129																



PART NUMBER	Q U A N T I T Y										REVISION					
	A	B	C	D	E	F	G	H	I	J	K	L	M	N	O	REF. CODE
--- : 900312A : *---* 9003-12128																
--- : 900312B : *---* 9003-12140																
--- : 900313 : *---* 9003-13168																(T= 8)
--- : 900313A : *---* 9003-13170																(T= 7.0)
--- : 900313B : *---* 9003-13182																(T= 4.5)
--- : 900315 : *---* 9003-15120 9003-15121 9003-15124																(T=0.1) (T=0.2) (T=0.05)
--- : 900436 : *---* 9004-36124																
--- : 9011 : *---* 9011-10250																
--- : 9019 : *---* 9019-12400																
--- : 9189 : *---* 9189-08102																
--- : 9219 : *---* 9219-30108																
--- : 9249 : *---* 9249-12101																
--- : 9262 : *---* 9262-12270																
--- : 9279 : *---* 9279-10115																

2-H3

3210

CASE AND MAIN UNIT

PART NUMBER	QUANTITY										REVISION					
	A	B	C	D	E	F	G	H	I	J	K	L	M	N	O	REF.CODE
A RB14SKA ALL																
--- : 9401 : BOL																
--- : 9401-10300	2															
--- : 9409 : BOL																
--- : 9409-10104	10															
--- : 9411 : BOL																
--- : 9411-12302	8															
--- : 9411 A : BOL																
--- : (*****) : V 05 : 9411-12402	1															RBB20243
--- : 9503 : PIN STRAIGHT																
--- : 9503-08140	2															
--- : 9509 : PIN																
--- : 9509-04104	2															
--- : 9539 : KEY																
--- : OR 9539-07108	2															
--- : OR 9539-07109	2															
--- : 9600 : PLUG																
--- : 9600-24120	1															
--- : 9619 : PLUG																
--- : (9619-18103)	1															
--- : V 01 : 9619-18107	1															
--- : 9644 : O-RING																
--- : 9644-03731	1															
--- : 9659 : WASHER,SOFT																
--- : 9659-24103	1															
--- : 9659 A : WASHER,SOFT																
--- : 9659-18110	1															
--- : 9819 : RING, RETAINER OR SPRING																
--- : OR 9819-50102	1															(T= 2.3
--- : OR 9819-50103	1															(T= 2.4

3210

CASE AND MAIN UNIT

PART NUMBER	QUANTITY										REVISION					
	A	B	C	D	E	F	G	H	I	J	K	L	M	N	O	REF.CODE
--- : 9819 : RING, RETAINER OR SPRING																
--- : OR 9819-50104	1															(T= 2.5
--- : OR 9819-50105	1															(T= 2.6
--- : OR 9819-50106	1															(T= 2.7
--- : 9819 A : RING, RETAINER OR SPRING																
--- : OR 9819-58103	1															(T= 2.45
--- : OR 9819-58104	1															(T= 2.55
--- : 9819 B : RING, RETAINER OR SPRING																
--- : OR 9819-55107	1															(T= 2.45
--- : OR 9819-55108	1															(T= 2.55
--- : OR 9819-55109	1															(T= 2.65
--- : 9819 C : RING, RETAINER OR SPRING																
--- : OR 9819-47101	1															(T= 1.9
--- : OR 9819-47102	1															(T= 2.0
--- : OR 9819-47103	1															(T= 2.1
--- : 9819 D : RING, RETAINER OR SPRING																
--- : 9819-54101	1															(T= 2.0
--- : 9819 E : RING, RETAINER OR SPRING																
--- : OR 9819-40101	1															(T= 2.0
--- : OR 9819-40102	1															(T= 2.1
--- : OR 9819-40103	1															(T= 2.2
--- : 9819 F : RING, RETAINER OR SPRING																
--- : 9819-44105	1															(T= 1.5
--- : 9819 G : RING, RETAINER OR SPRING																
--- : OR 9819-45101	1															(T= 1.9
--- : OR 9819-45102	1															(T= 2.0
--- : OR 9819-45103	1															(T= 2.1
--- : OR 9819-45104	1															(T= 2.2
--- : OR 9819-45105	1															(T= 2.3
--- : 9819 H : RING, RETAINER OR SPRING																
--- : 9819-83101	2															(T= 2.0
--- : 9828 : SEAL,OIL																
--- : 9828-55110	1															
--- : 9828 A : SEAL,OIL																
--- : 9828-37103	1															
--- : 9851 A : O-RING																
--- : 9851-18101	1															



3210

CASE AND MAIN UNIT

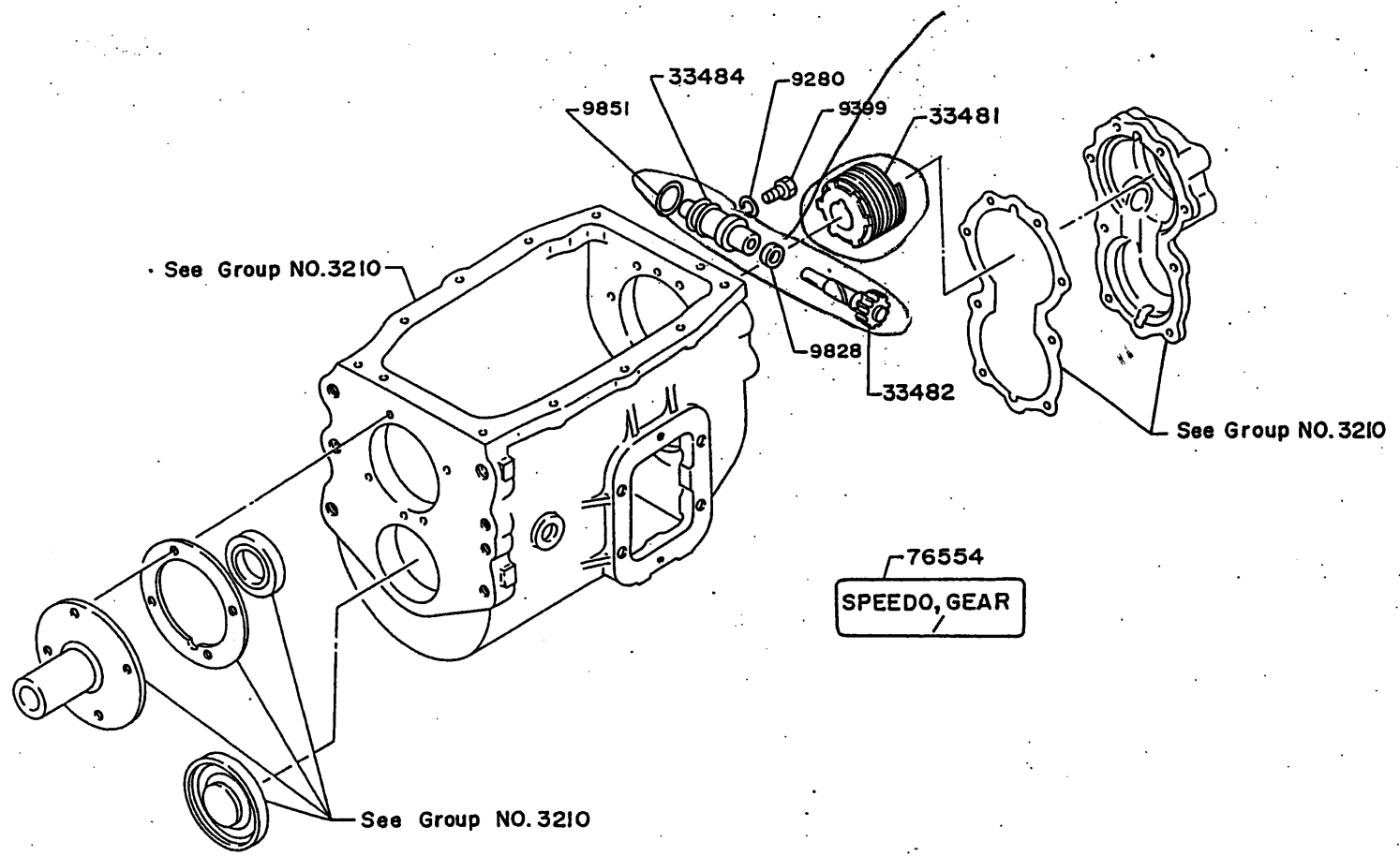
PART NUMBER	Q U A N T I T Y										REVISION					
	A	B	C	D	E	F	G	H	I	J	K	L	M	N	O	REF. CODE
A RB145KA ALL																
----- : 9867 : BUSHING *-----*																
9867-50126	1															
----- : 9871 : SPRING, COMPRESSION *-----*																
9871-01116	3															
9871-01116	3															
----- : 9883 : BEARING, CYLINDRICAL *-----*																
OR 9883-35103	1															
OR 9883-35105	1															
----- : 9883 A : BEARING, CYLINDRICAL *-----*																
9883-40107	1															
----- : 9883 B : BEARING, CYLINDRICAL *-----*																
OR 9883-45101	2															
OR 9883-45105	2															
----- : 9885 : BEARING, NEEDLE ROLLER *-----*																
9885-58102	2															
----- : 9885 A : BEARING, NEEDLE ROLLER *-----*																
9885-65102	2															
----- : 9885 B : BEARING, NEEDLE ROLLER *-----*																
9885-45101	1															
----- : 9885 C : BEARING, NEEDLE ROLLER *-----*																
9885-22101	1															

2-J3

3220

SPEEDOMETER GEAR

TURILE THESE PARTS BUT MITSUBISHI



(3220)
MM17-041-00X01~11

3220-A



3220

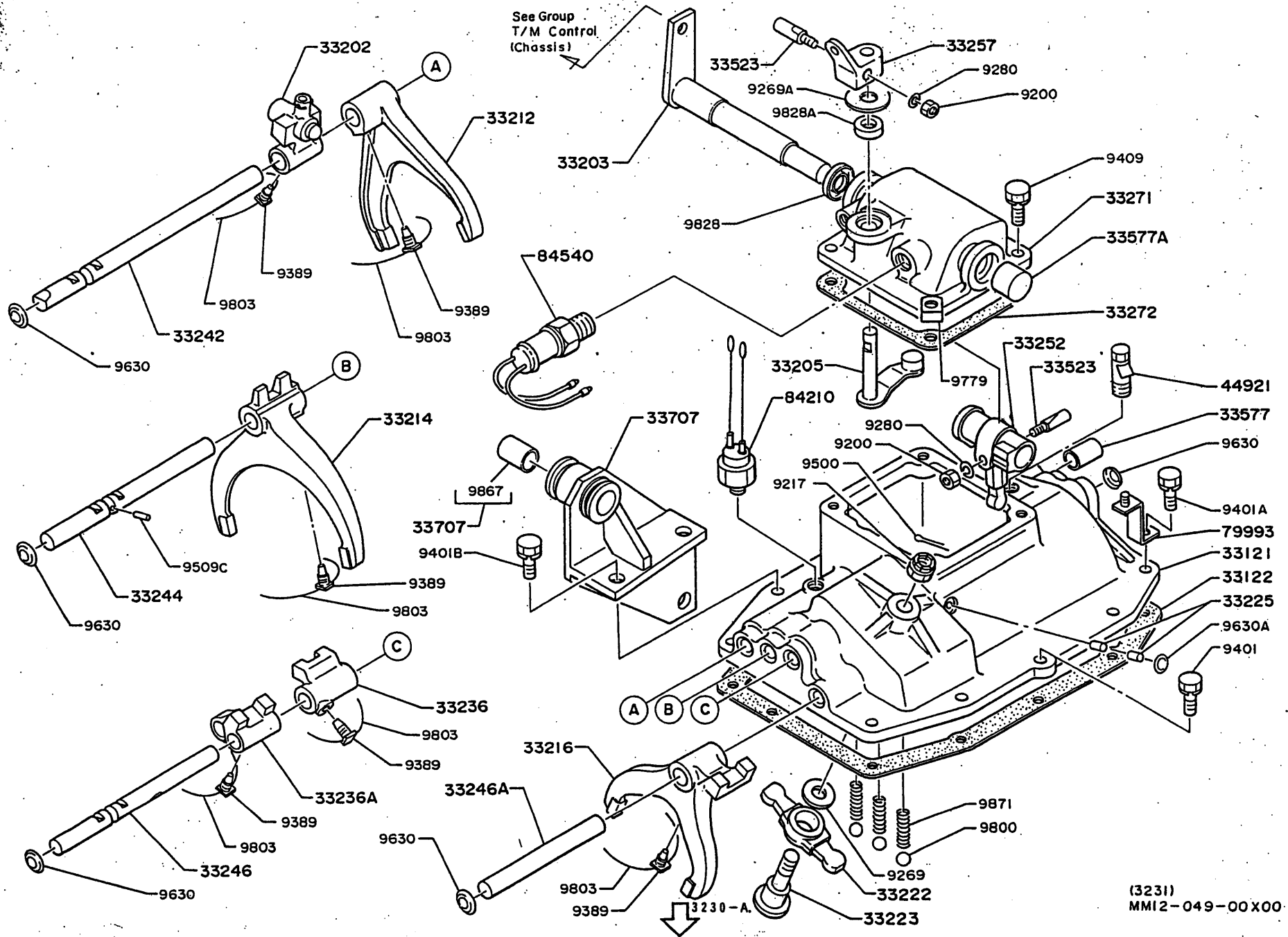
SPEEDOMETER GEAR

PART NUMBER	QUANTITY										REVISION					
	A	B	C	D	E	F	G	H	I	J	K	L	M	N	O	REF. CODE
A RB145KA(AEA,AGA,AHA,AKA,ANA) B RB145KA(AGK,AGN)																
----- : 33481 : GEAR,SPEEDO DRIVE *-----*																
33481-1230	1	1														(TEETH=6)
----- : 33482 : GEAR,SPEEDO DRIVEN *-----*																
33482-1011 33482-1521	1	-														(TEETH=16) (TEETH=17)
----- : 33484 : BUSH,SPEEDO GEAR *-----*																
33484-1180	1	1														
----- : 76554 : PLATE,NAME *-----*																
76554-1320 76554-1330	-	1														
----- : 9280 : LOCKWASHER *-----*																
9280-06150	1	1														
----- : 9399 : SCREW,SET *-----*																
9399-06102	1	1														
----- : 9828 : SEAL,OIL *-----*																
9828-10102	1	1														
----- : 9851 : O-RING *-----*																
9851-21105	1	1														

2-A4

3230

GEAR SHIFT HOUSING



3230

GEAR SHIFT HOUSING

PART NUMBER	Q U A N T I T Y										REVISION					
	A	B	C	D	E	F	G	H	I	J	K	L	M	N	O	REF.CODE
A RB145KA ALL																
* 33121 : COVER,T/M CASE																
* 33121-2081	1															
* 33122 : GASKET,T/M CASE																
* 33122-1100	1															
* 33202 : HEAD SUB ASSY																
* 33202-1210	1															
* 33203 : SHAFT SUB ASSY,SHIFT LEVER																
* 33203-2012	1															
* 33205 : SHAFT SUB ASSY,SELECT LEVER																
* 33205-1071	1															
* 33212 : FORK,1ST AND REV SHIFT																
* 33212-1070	1															
* 33214 : FORK,2ND AND 3RD SHIFT																
* 33214-1031	1															
* 33216 : FORK,4TH AND 5TH SHIFT																
* 33216-1061	1															
* 33222 : LEVER,INVERSION																
* 33222-1050	1															
* 33223 : PIN,INVERSION																
* 33223-1020	1															
* 33225 : PLUNGER,LOCKOUT																
* 33225-1060	2															
* 33236 : HEAD,4TH AND 5TH SHIFT																
* 33236-1110	1															
* 33236 A : HEAD,4TH AND 5TH SHIFT																
* 33236-1130	1															
* 33242 : SHAFT,1ST AND REV SHIFT																
* 33242-1080	1															



3230

GEAR SHIFT HOUSING

PART NUMBER	Q U A N T I T Y										REVISION					
	A	B	C	D	E	F	G	H	I	J	K	L	M	N	O	REF.CODE
* 33244 : SHAFT,2ND AND 3RD SHIFT																
* 33244-1090	1															
* 33246 : SHAFT,4TH AND 5TH SHIFT																
* 33246-1190	1															
* 33246 A : SHAFT,4TH AND 5TH SHIFT																
* 33246-1040	1															
* 33252 : LEVER,SHIFT,INNER																
* 33252-1130	1															
* 33257 : LEVER,SELECT,OUTER																
* 33257-1020	1															
* 33271 : HOUSING,SHIFT LEVER SHAFT																
* 33271-1140	1															
* 33272 : GASKET,SHIFT LEVER HOUSING																
* 33272-1040	1															
* 33523 : PIN,SHIFT LEVER																
* 33523-1040	2															
* 33577 : COVER,CONTROL SHAFT HOLE																
* 33577-1030	1															
* 33577 A : COVER,CONTROL SHAFT HOLE																
* 33577-1060	1															
* 33707 : BRACKET SUB ASSY,CROSS SHAFT																
* 33707-3830	1															
* 44921 : BREATHER,AIR																
* 44921-1010	1															
* 79993 : HOLDER,CLIP																
* 79993-4940	1															
* 84210 : SWITCH ASSY,BACK UP LAMP																
* 84210-1120	1															

PART NUMBER	Q U A N T I T Y										REVISION					
	A	B	C	D	E	F	G	H	I	J	K	L	M	N	O	REF.CODE
A RB14SKA ALL																

: 8454B :																

84540-1040	1															

: 9200 :																

9200-08070	2															

: 9217 :																

9217-14110	1															

: 9269 :																

9269-14104	1															

: 9269 A :																

9269-14108	1															

: 9280 :																

9280-08200	2															

: 9389 :																

9389-10109	6															

: 9401 :																

9401-10250	5															

: 9401 A :																

9401-10300	1															

: 9401 B :																

9401-10350	4															

: 9409 :																

9409-10103	4															

: 9500 :																

9500-30300	1															

: 9509 C :																

9509-03111	1															

: 9630 :																

9630-20160	6															

PART NUMBER	Q U A N T I T Y										REVISION					
	A	B	C	D	E	F	G	H	I	J	K	L	M	N	O	REF.CODE

: 9630 A :																

9630-15160	1															

: 9779 :																

9779-08114	1															

: 9800 :																

9800-06100	3															

: 9803 :																

9803-30200	6															

: 9828 :																

9828-22103	1															

: 9828 A :																

9828-14102	1															

: 9867 :																

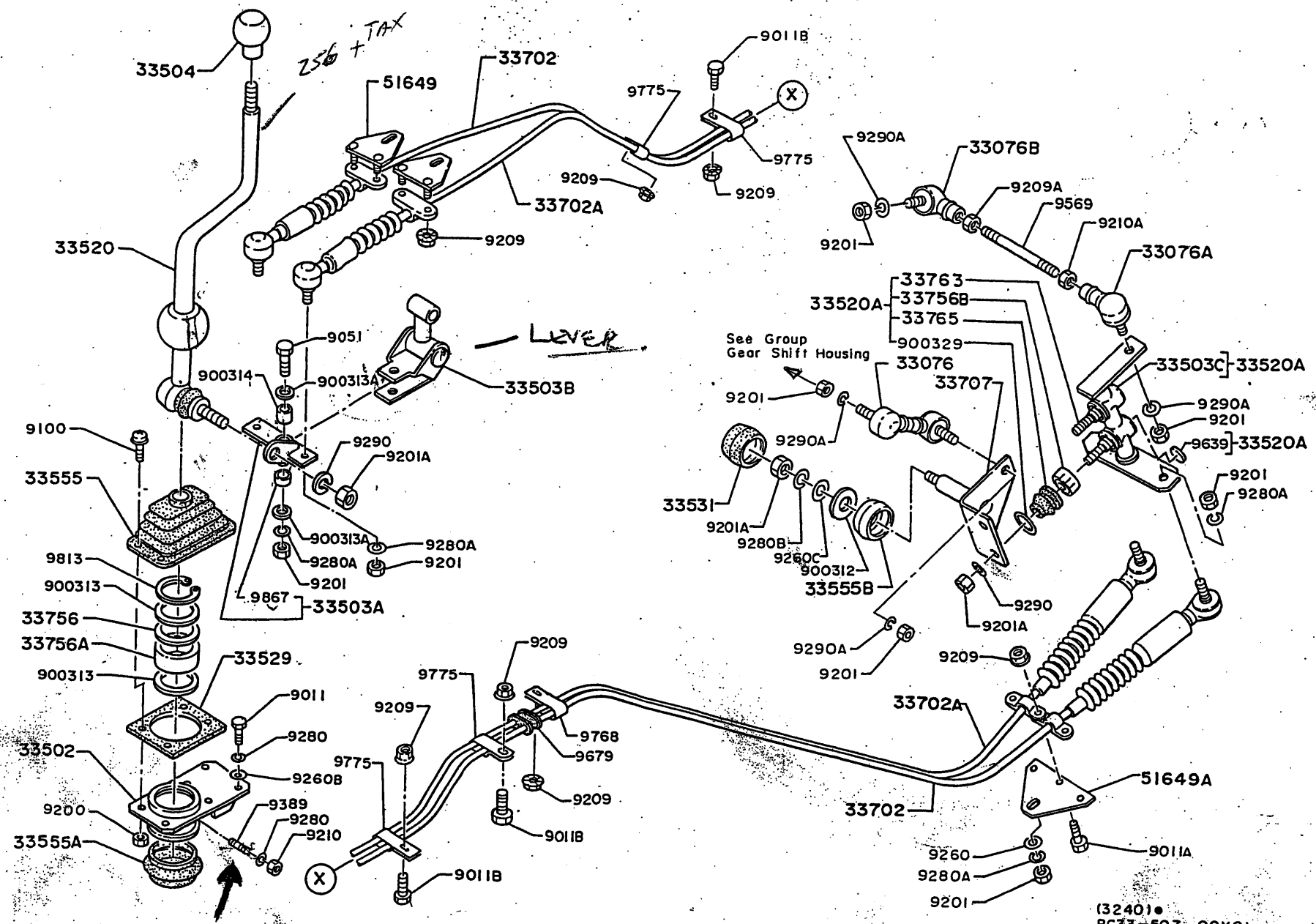
9867-19103	2															

: 9871 :																

9871-02193	3															

3240

TRANSMISSION CONTROL



256 + TAX

LEVER

TURTLE THIS ONE.

3240-A
↓

PART NUMBER	Q U A N T I T Y										REVISION				
	A	B	C	D	E	F	G	H	I	J	K	L	M	N	O
A RB145KA ALL															

: 33076 :	END	SUB ASSY	CONTROL	ROD											

33076-1630	1														

: 33076 A :	END	SUB ASSY	CONTROL	ROD											

(33076-1200)	1											RUB50076			
V 02															
33076-1920	1														

: 33076 B :	END	SUB ASSY	CONTROL	ROD											

(33076-1210)	1											RUB50076			
V 02															
33076-1930	1														

: 33502 :	HOUSING	SUB ASSY	SHIFT	LEVER											

33502-1190	1														

: 33503 A :	LEVER	SUB ASSY	SHIFT												

33503-1500	1														

: 33503 B :	LEVER	SUB ASSY	SHIFT												

33503-1630	1														

: 33503 C :	LEVER	SUB ASSY	SHIFT												

(33503-1691)	1											RBB20220			
V 02															
(33503-1692)	1											RBB20276			
V 02															
33503-1693	1														

: 33504 :	KNOB	SUB ASSY	SHIFT	LEVER											

(33504-1670)	1											RBB50107			
V 02															
33504-2030	1														

: 33520 :	LEVER	ASSY	GEAR	CONTROL											

33520-2420	1														

: 33520 A :	LEVER	ASSY	GEAR	CONTROL											

(33520-2451)	1											RBB20220			
V 02															
(33520-2452)	1														

PART NUMBER	Q U A N T I T Y										REVISION					
	A	B	C	D	E	F	G	H	I	J	K	L	M	N	O	REF.CODE

: 33520 A :	LEVER	ASSY	GEAR	CONTROL												

V 02																
33520-2453	1											RBB20276				

: 33529 :	GASKET	SHIFT	LEVER	HOUSING	COVER											

33529-1210	1															

: 33531 :	BOOT	DUST														

33531-1090	1															

: 33555 :	BOOT	SHIFT	LEVER													

33555-1200	1															

: 33555 A :	BOOT	SHIFT	LEVER													

33555-1301	1															

: 33555 B :	BOOT	SHIFT	LEVER													

33555-1290	1															

: 33702 :	CABLE	SUB ASSY	T/M	CONTROL												

(33702-1475)	1											RBB20220				
V 02																
(33702-1454)	1											RBB20322				
V 02																
33702-1730	1															

: 33702 A :	CABLE	SUB ASSY	T/M	CONTROL												

(33702-1485)	1											RBB20220				
V 02																
(33702-1464)	1											RBB20322				
V 02																
33702-1740	1															

: 33707 :	BRACKET	SUB ASSY	CROSS	SHAFT												

(33707-3790)	1											RBB20220				
V 02																
33707-3791	1															

: 33756 :	SEAT	BALL	JOINT													

33756-1320	1															

: 33756 A :	SEAT	BALL	JOINT													

33756-1351	1															



PART NUMBER	QUANTITY										REVISION					
	A	B	C	D	E	F	G	H	I	J	K	L	M	N	O	REF.CODE
A RB145KA ALL																

: 33756 B : SEAT,BALL JOINT																

: 33756-1010	2															

: 33763 : STUD,BALL JOINT																

: 33763-1550	2															

: 33765 : COVER,BALL JOINT DUST																

: 33765-1030	2															

: 51649 : PLATE,SETTING																

: 51649-1390	2															

: 51649 A : PLATE,SETTING																

: 51649 A : PLATE,SETTING																

(*****) V 05 (51649-1410)	1															RBB20220

(*****) V 02 51649-1430	1															RBB20220

: 900312 : SPACER																

: 9003-12041	2															

: 900313 : WASHER,THRUST																

: 9003-13375	2															(T= 2.3)

: 900313A : WASHER,THRUST																

: 9003-13371	4															(T= 1.50)

: 900314 : COLLAR																

: 9003-14201	2															

: 900329 : RETAINER																

: 9003-29102	2															

: 9011 : BOLT																

: 9011-08200	6															

: 9011-08300	-															

PART NUMBER	QUANTITY										REVISION					
	A	B	C	D	E	F	G	H	I	J	K	L	M	N	O	REF.CODE

: 9011 A : BOLT																

: 9011-08250	3															

: 9011 B : BOLT																

: 9011-08160	3															

: 9051 : BOLT																

: 9051-10500	2															

: 9100 : BOLT																

: 9100-04160	4															

: 9200 : NUT																

: 9200-04030	4															

: 9201 : NUT																

: 9201-10080	10															

(*****) V 05 9201-10080	1															RBB20220

: 9201 A : NUT																

: 9201-12100	4															

: 9209 : NUT																

: 9209-08121	12															

: 9209 A : NUT																

: 9209-10115	1															

: 9210 : NUT, LOCK																

: 9210-08050	1															

: 9210 A : NUT, LOCK																

: 9210-10060	1															

: 9260 : WASHER, PLAIN																

(*****) V 05 9260-10220	1															RBB20220



PART NUMBER	Q U A N T I T Y										REVISION					
	A	B	C	D	E	F	G	H	I	J	K	L	M	N	O	REF.CODE
A RB14SKA ALL																

: 9260 B : WASHER,PLAIN																

: 9260-08220	6															

: 9260 C : WASHER,PLAIN																

: 9260-12330	1															

: 9280 : LOCKWASHER																

: 9280-08200	5															

: 9280 A : LOCKWASHER																

: 9280-10250	6															
(***** V 05																

: 9280-10250	1															RBB20220

: 9280 B : LOCKWASHER																

: 9280-12300	1															

: 9290 : LOCKWASHER																

: 9290-12360	3															

: 9290 A : LOCKWASHER																

: 9290-10300	4															

: 9389 : SCREW,SET																

: 9389-08115	1															

: 9569 : ROD, LINK																

: 9569-10197	1															

: 9639 : PLUG, EXPANSION																

: 9639-27101	2															

: 9679 : GROMMET																

: 9679-12112	1															

: 9768 : CLIP																

: 9768-20020	1															

: 9775 : CLIP																

: 9775-10020	4															

PART NUMBER	Q U A N T I T Y										REVISION					
	A	B	C	D	E	F	G	H	I	J	K	L	M	N	O	REF.CODE

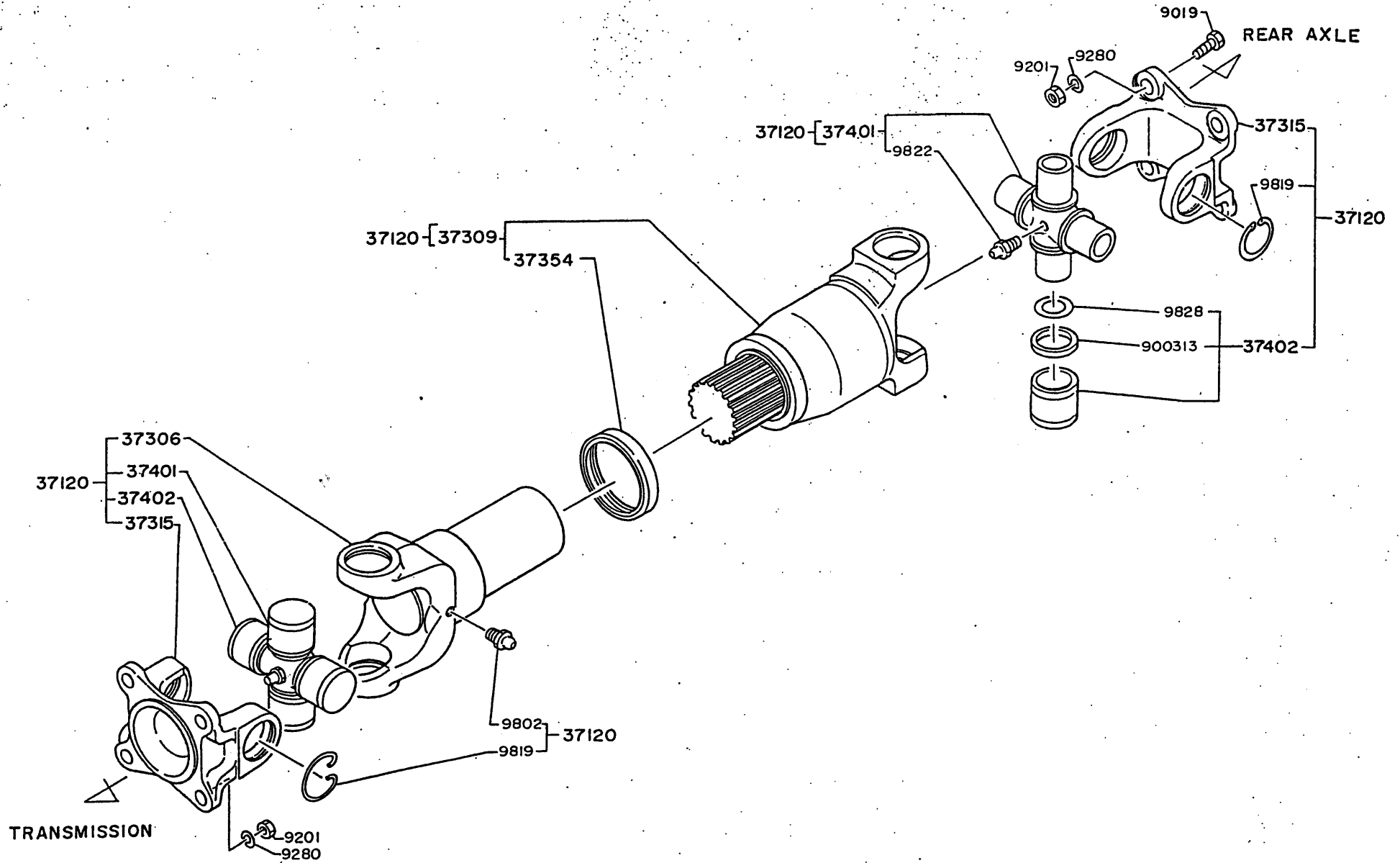
: 9813 : RING,RETAINER																

: (9813-55201)	2															

: 9813-55200	2															

: 9867 : BUSHING																

: 9867-14111	2															



BP11-000-00X04X05
(C340-060-00) •



3400

PROPELLER SHAFT

PART NUMBER	Q U A N T I T Y										REVISION						
	A	B	C	D	E	F	G	H	I	J	K	L	M	N	O	REF.CODE	
A RB145KA ALL																	

: 37120 : SHAFT ASSY,PROP,RR																	

: 37120-8400 : 1																	

: 37306 : YOKE SUB ASSY,PROP SHAFT SLIDING																	

: 37306-1960 : 1																	

: 37309 : YOKE SUB ASSY,U-JOINT W/SLEEVE																	

: 37309-1210 : 1																	

: 37315 : YOKE,U-JOINT																	

: 37315-1420 : 2																	

: 37354 : SEAL,DUST COVER																	

: 37354-1060 : 1																	

: 37401 : SPIDER SUB ASSY,U-JOINT																	

: 37401-1100 : 2																	

: 37402 : BEARING SUB ASSY,NEEDLE ROLLER																	

: 37402-1180 : 8																	

: 900313 : WASHER,THRUST																	

: 9003-13276 : 8 (T=2.6)																	

: 9019 : BOLT																	

: 9019-12397 : 4																	

: 9201 : NUT																	

: 9201-12100 : 8																	

: 9280 : LOCKWASHER																	

: 9280-12300 : 8																	

: 9802 : FITTING ,LUBRICATION																	

: 9802-10100 : 1																	

: 9819 : RING, RETAINER OR SPRING																	

: 9819-36108 : AR (T=2.2)																	
: 9819-36109 : AR (T=2.3)																	
: 9819-36110 : AR (T=2.4)																	

3400

PROPELLER SHAFT

PART NUMBER	Q U A N T I T Y										REVISION						
	A	B	C	D	E	F	G	H	I	J	K	L	M	N	O	REF.CODE	

: 9822 : FITTING,LUBRICATION																	

: 9822-05101 : 2																	

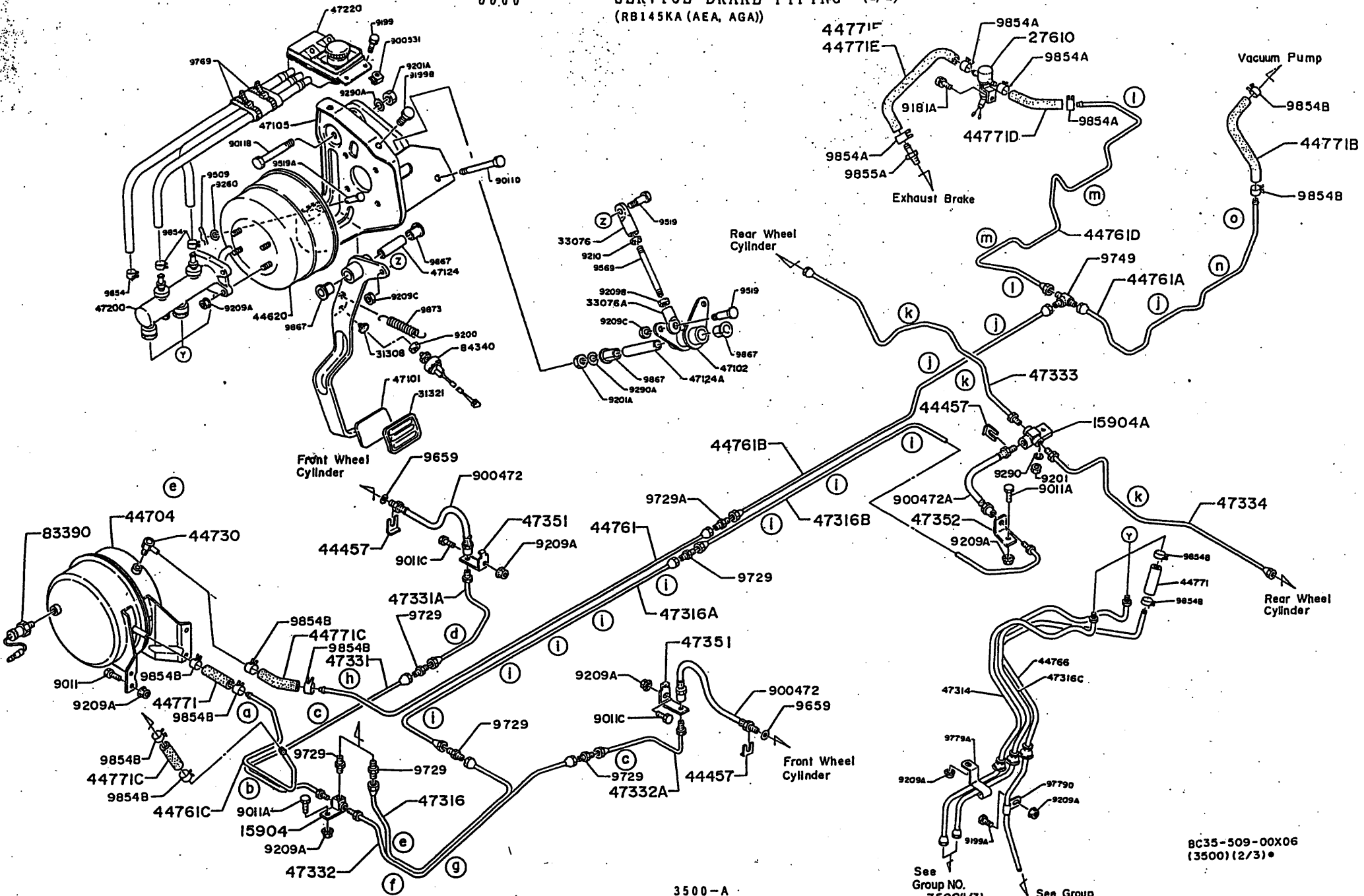
: 9828 : SEAL,OIL																	

: 9828-24101 : 8																	

3500

SERVICE BRAKE PIPING (1/2)

(RB145KA (AEA, AGA))



3500-A

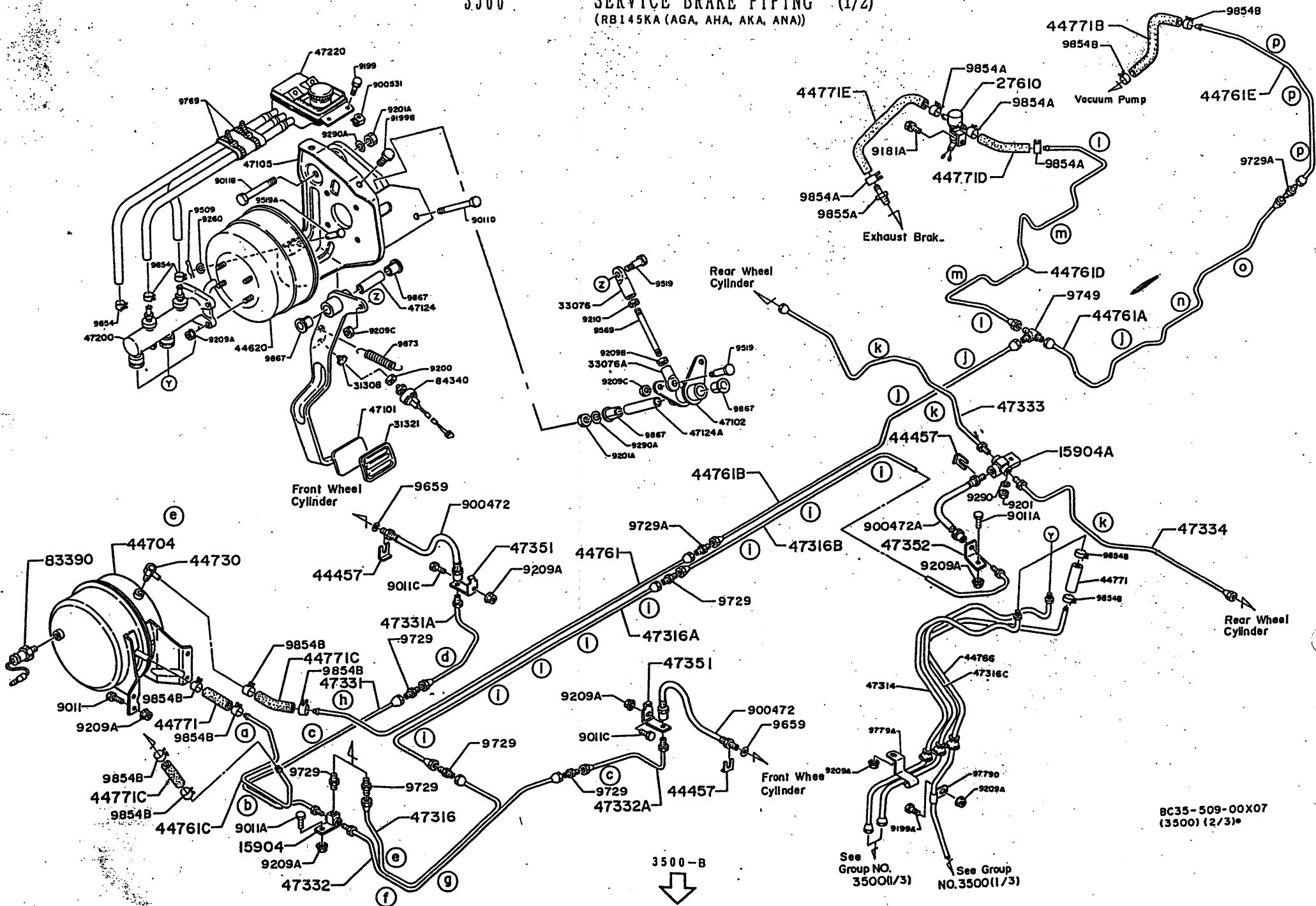


8C35-509-00X06 (3500)(2/3) •

See Group NO. 3500(1/3)

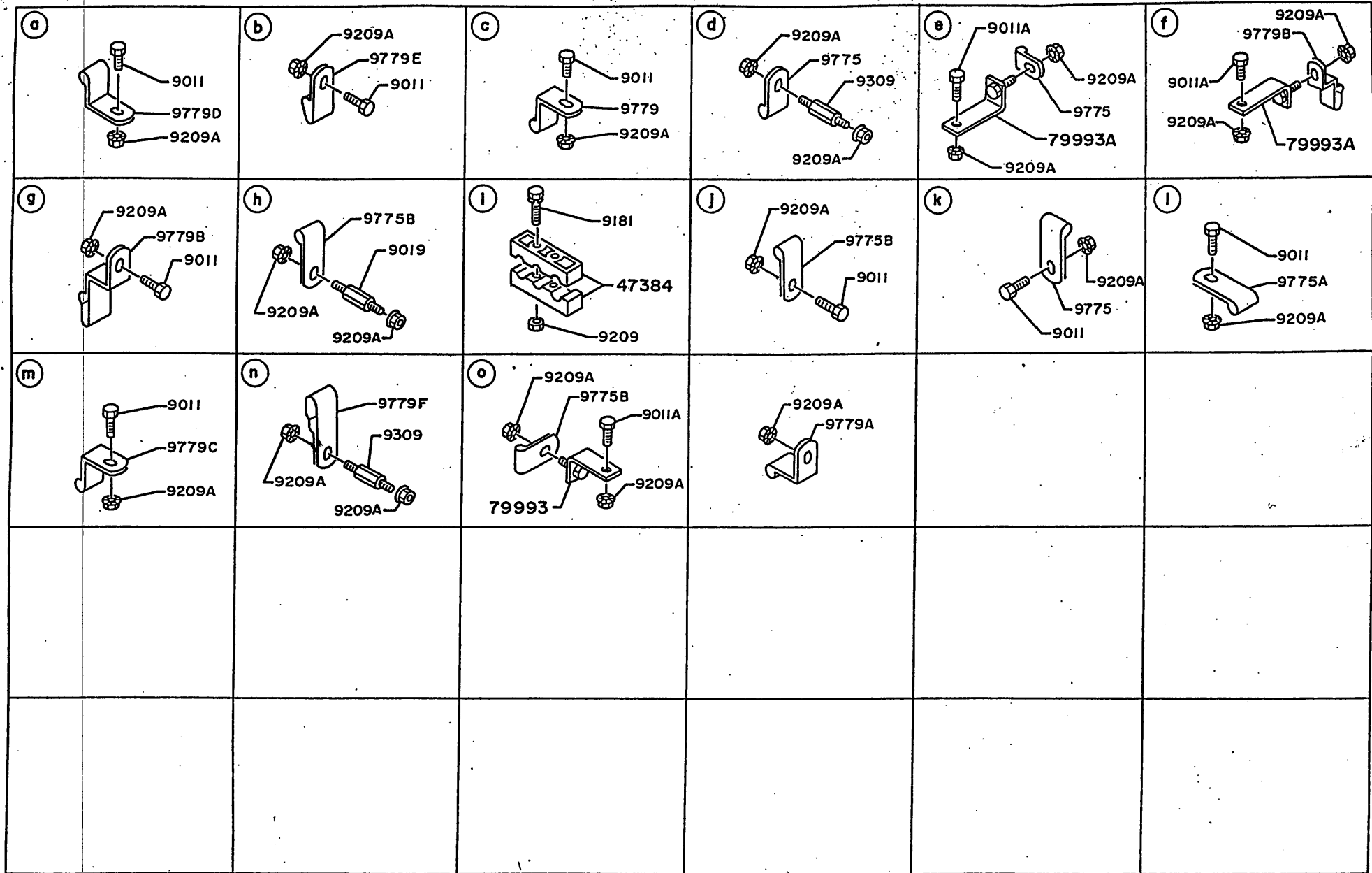
See Group NO. 3500(1/3)

SERVICE BRAKE PIPING (1/2)
(RB145KA (AGA, AHA, AKA, ANA))



BC35-509-00X07
(3500) (2/3)

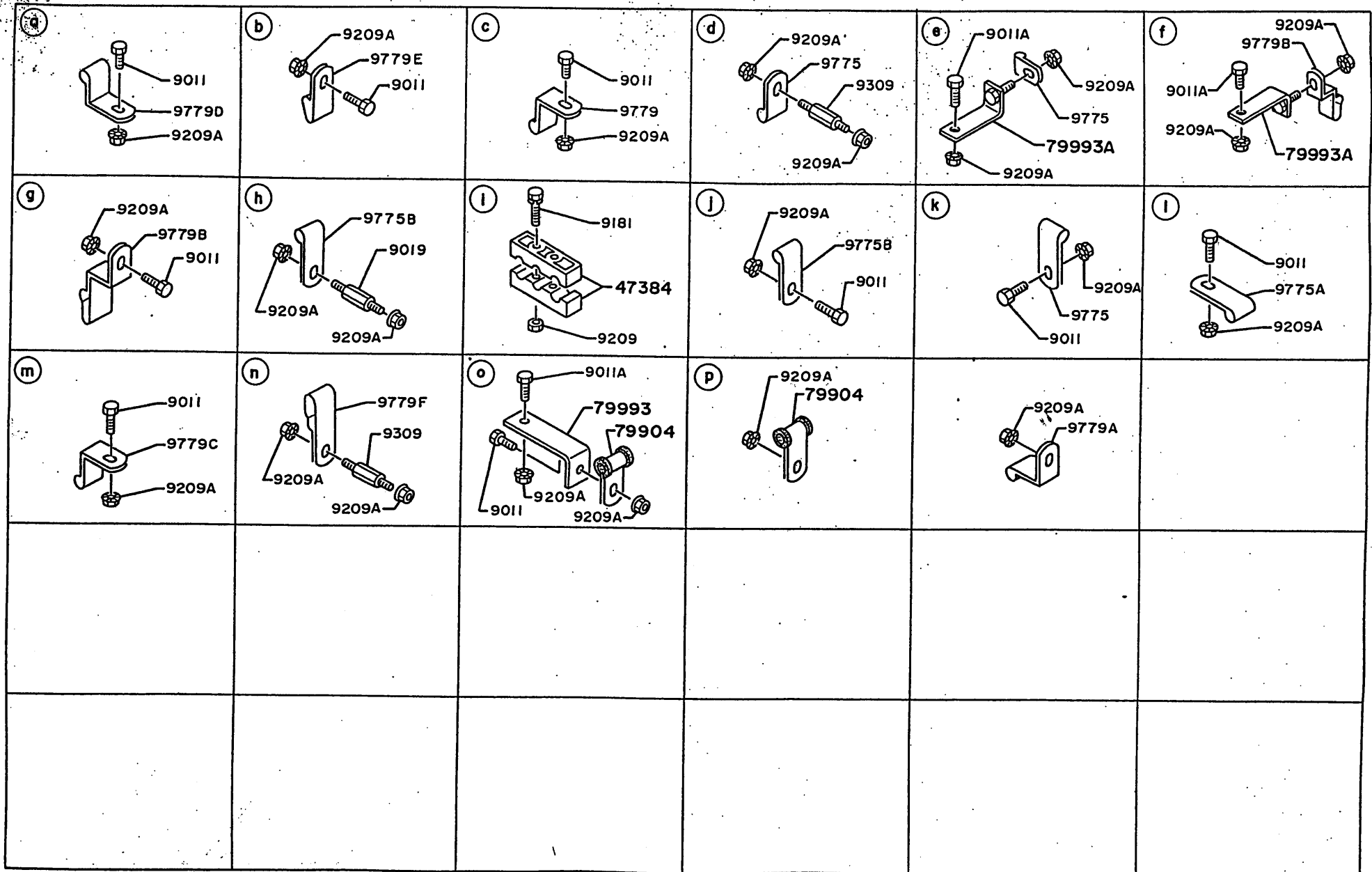
See Group NO. 3500(1/3)
See Group NO. 3500(1/3)



2-D5

3500

SERVICE BRAKE PIPING (2/2)
(RB145KA (AGA, AHA, AKA, ANA))



PART NUMBER	Q U A N T I T Y										REVISION					
	A	B	C	D	E	F	G	H	I	J	K	L	M	N	O	REF.CODE
A RB145KA(AEA,AGA) B RB145KA(AGA,AHA,AKA,ANA)																
----- : 15904 : CONNECTOR SUB ASSY *-----*																
15904-1080	1	1														
----- : 15904 A : CONNECTOR SUB ASSY *-----*																
15904-1090	1	1														
----- : 27610 : VALVE ASSY, SOLENOID *-----*																
27610-1990	1	1														
----- : 31308 : BUFFER SUB ASSY, CLUTCH PEDAL *-----*																
31308-1080	1	1														
----- : 31321 : PAD, PEDAL *-----*																
31321-1050	1	1														
----- : 33076 : END SUB ASSY, CONTROL ROD *-----*																
33076-1490	1	1														
----- : 33076 A : END SUB ASSY, CONTROL ROD *-----*																
33076-1500	1	1														
----- : 44457 : CLIP, HOSE *-----*																
44457-1050	3	3														
----- : 44620 : SERVO ASSY, HYD VACUUM *-----*																
44620-1411	1	1														
(COMPONENTS, SEE GROUP NO. 3590-35366 OR LOCATION NO.2-A6)																
----- : 44704 : RESERVOIR SUB ASSY, VACUUM *-----*																
44704-1450	1	1														
----- : 44730 : VALVE ASSY, VACUUM CHECK *-----*																
44730-1080	1	1														
----- : 44761 : PIPE *-----*																
44761-4330	1	1														
----- : 44761 A : PIPE *-----*																
44761-5180 44761-5231	1	-														

PART NUMBER	Q U A N T I T Y										REVISION					
	A	B	C	D	E	F	G	H	I	J	K	L	M	N	O	REF.CODE
----- : 44761 B : PIPE *-----*																
44761-5191	1	1														
----- : 44761 C : PIPE *-----*																
44761-5211	1	1														
----- : 44761 D : PIPE *-----*																
44761-5221	1	1														
----- : 44761 E : PIPE *-----*																
44761-4920	-	1														
----- : 44766 : PIPE *-----*																
44766-2161	1	1														
----- : 44771 : HOSE, VACUUM *-----*																
44771-1570	2	2														
----- : 44771 B : HOSE, VACUUM *-----*																
44771-3230 44771-3240	1	-														
----- : 44771 C : HOSE, VACUUM *-----*																
44771-3250	2	2														
----- : 44771 D : HOSE, VACUUM *-----*																
44771-3270	1	1														
----- : 44771 E : HOSE, VACUUM *-----*																
44771-3281	1	1														
----- : 47101 : PEDAL SUB ASSY, BRAKE *-----*																
47101-1642	1	1														
----- : 47102 : LEVER SUB ASSY, BRAKE PEDAL *-----*																
(47102-1131) V 02 47102-1132	1	1														
----- : 47105 : BRACKET SUB ASSY, BRAKE PEDAL *-----*																
47105-1062	1	1														
----- : 47124 : SHAFT, BRAKE PEDAL *-----*																
47124-1070	1	1														

FB110106



PART NUMBER	QUANTITY										REVISION					
	A	B	C	D	E	F	G	H	I	J	K	L	M	N	O	REF.CODE
A RB145KA(AEA,AGA)																
B RB145KA(AGA,AHA,AKA,ANA)																

: 47124 A :																

: 47124-1080 :	1	1														

: 47200 :																

: 47200-1380 :	1	1														

: 47220 :																

: 47220-2090 :	1	1														

: 47314 :																

: 47314-4050 :	1	1														

: 47316 :																

: 47316-7811 :	1	1														

: 47316 A :																

: 47316-7821 :	1	1														

: 47316 B :																

: 47316-7831 :	1	1														

: 47316 C :																

: 47316-7840 :	1	1														

: 47331 :																

: 47331-3140 :	1	1														

: 47331 A :																

: 47331-3150 :	1	1														

: 47332 :																

: 47332-3490 :	1	1														

: 47332 A :																

: 47332-3500 :	1	1														

: 47333 :																

: 47333-2821 :	1	1														



PART NUMBER	QUANTITY										REVISION					
	A	B	C	D	E	F	G	H	I	J	K	L	M	N	O	REF.CODE

: 47334 :																

: 47334-2481 :	1	1														

: 47351 :																

: 47351-9920 :	2	2														

: 47352 :																

: 47352-1680 :	1	1														

: 47384 :																

: 47384-2150 :	16	16														

: 79904 :																

: 79904-1640 :	-	4														

: 79993 :																

: 79993-4600 :	1	-														

: 79993 A :																

: 79993-6050 :	2	2														

: 79993 C :																

: 79993-1060 :	-	1														

: 83390 :																

: 83390-1140 :	1	1														

: 84340 :																

: 84340-1010 :	1	1														

: 900472 :																

: 9004-72204 :	2	2														

: 900472A :																

: 9004-72230 :	1	1														

: 900531 :																

: 9005-31122 :	4	4														

: 9011 :																

: 9011-08160 :	12	12														

PART NUMBER	Q U A N T I T Y										REVISION					
	A	B	C	D	E	F	G	H	I	J	K	L	M	N	O	REF.CODE
A. RB145KA (AEA, AGA)																
B. RB145KA (AGA, AHA, AKA, ANA)																

: 9011 A : BOL																

: 9011-08200	10	10														
: 9011-08200	1	1														

: 9011 B : BOL																

: 9011-12850	1	1														

: 9011 C : BOL																

: 9011-08250	2	2														

: 9011 D : BOL																

: (9019-12134)	1	1														
: V 01																
: 9011-62251	1	1														

: 9019 : BOL																

: 9019-08170	1	1														

: 9181 : BOL																

: 9181-06350	16	16														

: 9181 A : BOL																

: 9181-08200	1	1														

: 9199 : BOL																

: 9199-06118	4	4														

: 9199 A : BOL																

: 9199-08101	1	1														

: 9199 B : BOL																

: 9199-10103	3	3														

: 9200 : NUT																

: 9200-10080	1	1														

: 9201 : NUT																

: 9201-08070	1	1														

: 9201 A : NUT																

: 9201-12100	2	2														



PART NUMBER	Q U A N T I T Y										REVISION					
	A	B	C	D	E	F	G	H	I	J	K	L	M	N	O	REF.CODE

: 9209 : NUT																

: 9209-06132	16	16														

: 9209 A : NUT																

: 9209-08121	41	41														

: 9209 B : NUT																

: 9209-10115	1	1														

: 9209 C : NUT																

: 9209-10177	2	2														

: 9210 : NUT, LOCK																

: 9210-10060	1	1														

: 9260 : WASHER, PLAIN																

: 9260-10180	1	1														

: 9290 : LOCKWASHER																

: 9290-08200	1	1														

: 9290 A : LOCKWASHER																

: 9290-12360	2	2														

: 9309 : STUD																

: 9309-08101	2	1														

: 9509 : PIN																

: 9509-02115	1	1														

: 9519 : PIN																

: 9519-10171	2	2														

: 9519 A : PIN																

: 9519-10174	1	1														

: 9659 : WASHER, SOFT																

: 9659-12102	2	2														

3500 SERVICE BRAKE PIPING

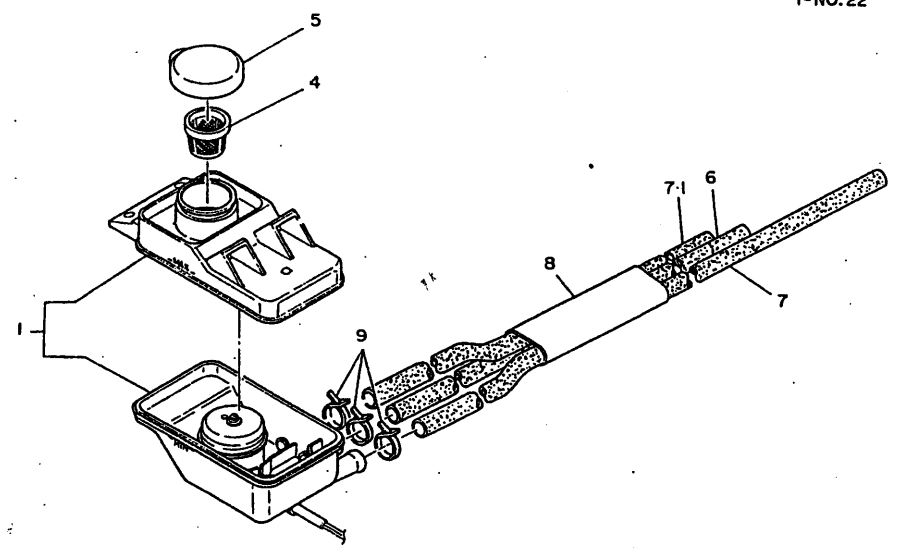
3500 SERVICE BRAKE PIPING

PART NUMBER	Q U A N T I T Y										REVISION						
	A	B	C	D	E	F	G	H	I	J	K	L	M	N	O	REF.CODE	
A. RB145KA (AEA, AGA) B. RB145KA (AGA, AHA, AKA, ANA)																	
----- : 9729 : CONNECTOR *-----*																	
9729-05114	5	5															
----- : 9729 A : CONNECTOR *-----*																	
9729-10116	1	2															
----- : 9749 : TEE, 3-WAY *-----*																	
9749-10192	1	1															
----- : 9769 : CLAMP *-----*																	
9769-01131	2	2															
----- : 9775 : CLIP *-----*																	
9775-05010	5	5															
----- : 9775 A : CLIP *-----*																	
9775-08010	5	5															
----- : 9775 B : CLIP *-----*																	
9775-10010	5	3															
----- : 9779 : CLIP *-----*																	
9779-05109	4	4															
----- : 9779 A : CLIP *-----*																	
9779-06132	1	1															
----- : 9779 B : CLIP *-----*																	
9779-06133	2	2															
----- : 9779 C : CLIP *-----*																	
9779-08117	5	5															
----- : 9779 D : CLIP *-----*																	
9779-10136	3	3															
----- : 9779 E : CLIP *-----*																	
9779-10158	1	1															
----- : 9779 F : CLIP *-----*																	
9779-12136	1	1															

PART NUMBER	Q U A N T I T Y										REVISION						
	A	B	C	D	E	F	G	H	I	J	K	L	M	N	O	REF.CODE	
----- : 9854 : CLIP *-----*																	
9854-16104	3	3															
----- : 9854 A : CLIP *-----*																	
9854-16110	4	4															
----- : 9854 B : CLIP *-----*																	
9854-17104	12	12															
----- : 9855 A : JOINT, PIPE *-----*																	
9855-13137	1	1															
----- : 9867 : BUSHING *-----*																	
9867-18127	4	4															
----- : 9873 : SPRING, TENSION *-----*																	
9873-01154	1	1															

3590-3016X RESERVOIR, OIL

3590-3016X RESERVOIR, OIL



3016X
I-NO.22

PART NUMBER	Q U A N T I T Y															REVISION
	A	B	C	D	E	F	G	H	I	J	K	L	M	N	O	REF.CODE

: ASSY PARTS: RESERVOIR ASSY,OIL																

47220-2090 *																I-NO.22

: 1. : RESERVOIR ASSY,OIL																

47220-2100 1																

: 4. : STRAINER,OIL RESVR																

47228-1060 1																

: 5. : CAP,OIL RESVR FILLER																

47225-1060 1																

: 6. : TUBE,OIL RESVR																

47234-1060 1																

: 7. : TUBE,OIL RESVR																

47234-1120 1																

: 7.1 : TUBE,OIL RESVR																

47234-1010 1																

: 8. : PROTECTOR,TUBE																

47237-1050 1																

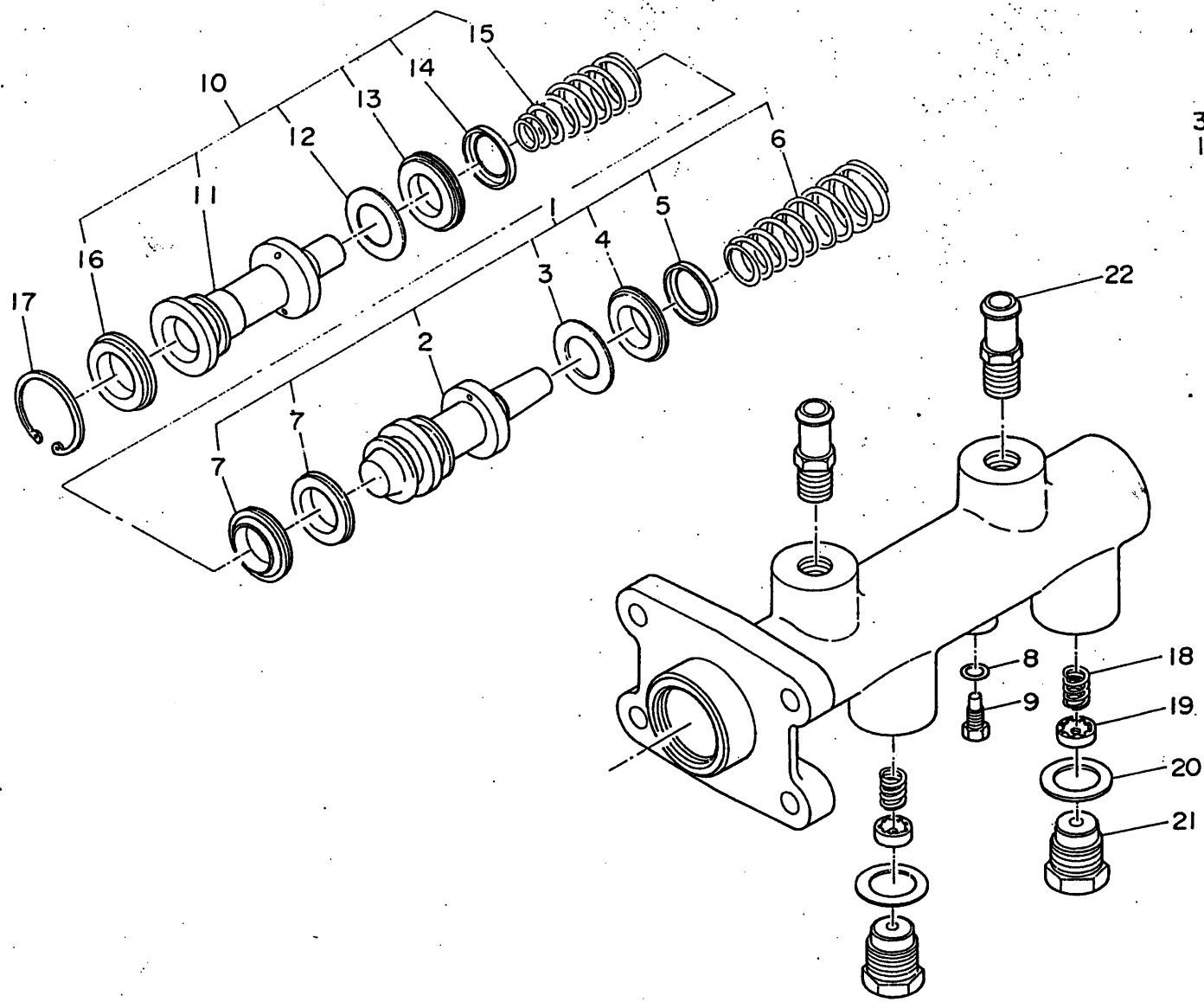
: 9. : CLIP																

9854-16104 3																

2-J5

3590-3516T CYLINDER, BRAKE MAIN

3516T
1-NO-20



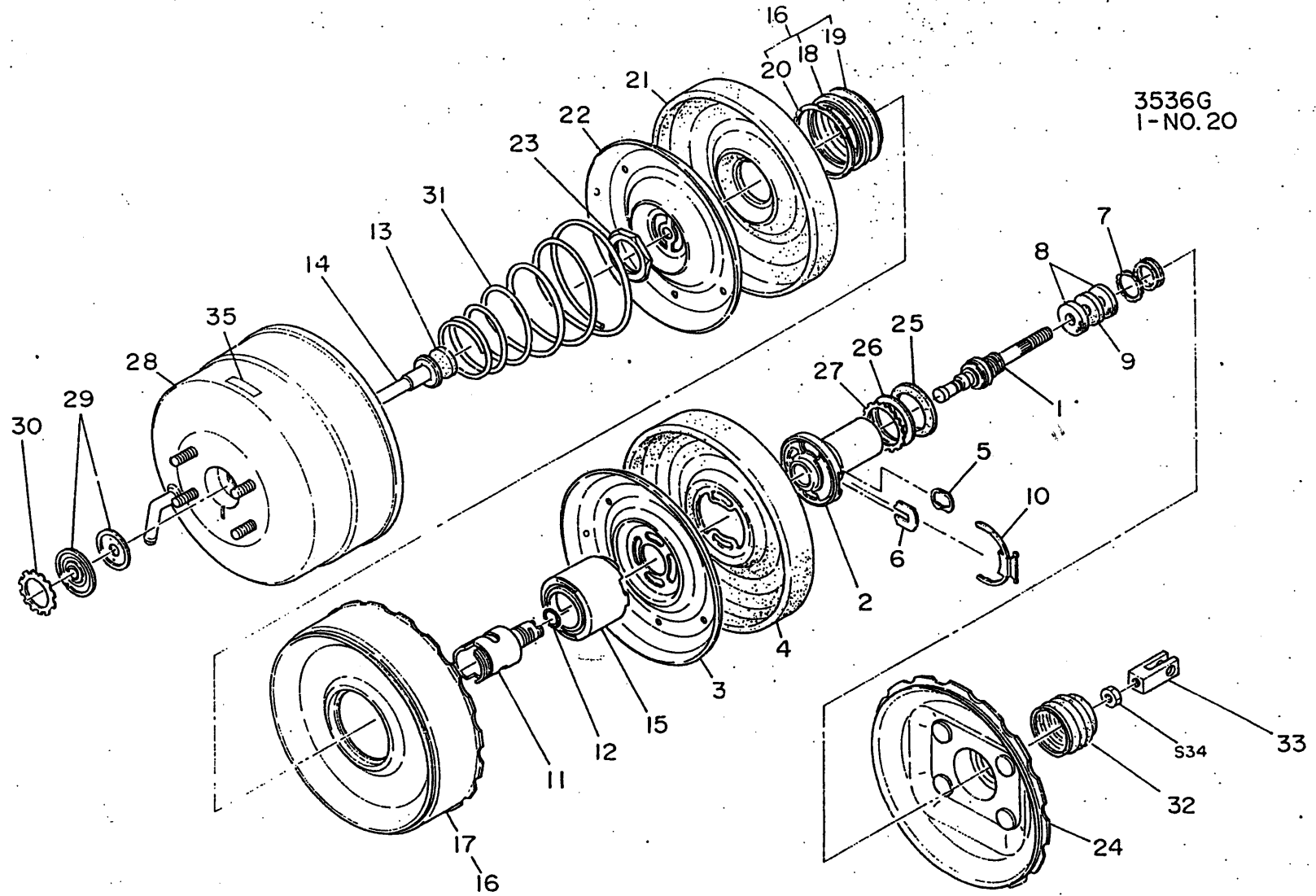
PART NUMBER	Q U A N T I T Y										REVISION					
	A	B	C	D	E	F	G	H	I	J	K	L	M	N	O	REF.CODE
-----	CYLINDER ASSY, MASTER															
47200-1380	*															I-NO.20
-----	PISTON ASSY, MASTER CYL															
47240-1200	1															
-----	PISTON, MASTER CYL															
47241-1190	1															
-----	SHIM															
9003-01183	1									(T=0.2)	
-----	CUP, CYL															
9004-71119	1															
-----	RETAINER, PISTON CUP															
47245-1060	1															
-----	SPRING, CONICAL															
9872-02117	1															
-----	CUP, CYL															
9004-71120	2															
-----	WASHER, SOFT															
9659-07103	1															
-----	SCREW, SET															
9399-06109	1															
-----	PISTON ASSY, MASTER CYL															
47240-1210	1															
-----	PISTON, MASTER CYL															
47241-1200	1															
-----	SHIM															
9003-01183	1									(T=0.2)	
-----	CUP, CYL															
9004-71119	1															

PART NUMBER	Q U A N T I T Y										REVISION					
	A	B	C	D	E	F	G	H	I	J	K	L	M	N	O	REF.CODE
-----	RETAINER, PISTON CUP															
47245-1060	1															
-----	SPRING, CONICAL															
9872-02118	1															
-----	CUP, CYL															
9004-71120	1															
-----	RING, RETAINER															
9813-30120	1															
-----	SPRING, COMPRESSION															
9871-01245	2															
-----	VALVE SUB ASSY,															
47904-1400	2															
-----	GASKET															
9003-21127	2															
-----	PLUG SUB ASSY, CYLINDER END															
44108-1030	2															
-----	JOINT, PIPE															
9855-18106	2															

2-A6

3590-3536G HYDROMASTER

3536G
1-NO.20



PART NUMBER	Q U A N T I T Y										REVISION				
	A	B	C	D	E	F	G	H	I	J	K	L	M	N	O
	(MAKER NAME JIDOSHA KIKI)										MAKER PART NO.				
----- : ASSY PARTS : *-----*	SERVO ASSY, HYD VACUUM											I-NO.20			
44620-1411	*										818-09001				
----- : 1. : *-----*	VALVE SUB ASSY.										KIT-1				
47904-1410	1										819-10261				
----- : 2. : *-----*	BODY, POPPET VALVE														
32215-1120	1										819-31700				
----- : 3. : *-----*	PLATE, PUSH														
47833-1060	1										818-21800				
----- : 4. : *-----*	DIAPHRAGM										KIT-1				
47945-1320	1										818-40801				
----- : 5. : *-----*	RETAINER														
9003-29162	1										819-41000				
----- : 6. : *-----*	KEY														
44624-1010	1										819-21201				
----- : 7. : *-----*	RETAINER										KIT-1				
9003-29163	1										800-21301				
----- : 8. : *-----*	FILTER										KIT-1				
47959-1280	2														
----- : 9. : *-----*	SILENCER										KIT-1				
48182-1150	1										221-21500				
----- : 10. : *-----*	RETAINER										KIT-1				
9003-29164	1										819-21902				
----- : 11. : *-----*	HUB REACTION DISC														
44625-1010	1										819-40616				
----- : 12. : *-----*	O-RING										KIT-1				
44391-1520	1										0500-1017				
----- : 13. : *-----*	DISC REACTION										KIT-1				
44623-1010	1										225-24700				

PART NUMBER	Q U A N T I T Y										REVISION				
	A	B	C	D	E	F	G	H	I	J	K	L	M	N	O
	(MAKER NAME JIDOSHA KIKI)										MAKER PART NO.				
----- : 14. : *-----*	ROD ASSY, PUSH														
32230-1090	1										819-10700				
----- : 15. : *-----*	SPACER, PISTON														
47242-1140	1										819-41302				
----- : 16. : *-----*	PLATE SUB ASSY, DISTANCE														
48037-1050	1										818-12500				
----- : 17. : *-----*	PLATE, DISTANCE														
48475-1010	1										818-41400				
----- : 18. : *-----*	SEAL, PISTON										KIT-1				
32235-1180	1										819-41500				
----- : 19. : *-----*	BEARING										KIT-1				
48586-1030	1										819-41300				
----- : 20. : *-----*	RETAINER										KIT-1				
9003-29165	1										819-41600				
----- : 21. : *-----*	DIAPHRAGM										KIT-1				
47945-1330	1										818-41700				
----- : 22. : *-----*	PLATE, PUSH														
47833-1070	1										818-41800				
----- : 23. : *-----*	NUT, PISTON										KIT-1				
48569-1040	1										1113-0261				
----- : 24. : *-----*	SHELL SUB ASSY, SERVO														
44601-1230	1										818-10420				
----- : 25. : *-----*	SEAL SUB ASSY, DUST										KIT-1				
47807-1080	1										221-11504				
----- : 26. : *-----*	BEARING										KIT-1				
48586-1040	1										221-22401				
----- : 27. : *-----*	RETAINER										KIT-1				
9003-29166	1										221-22500				

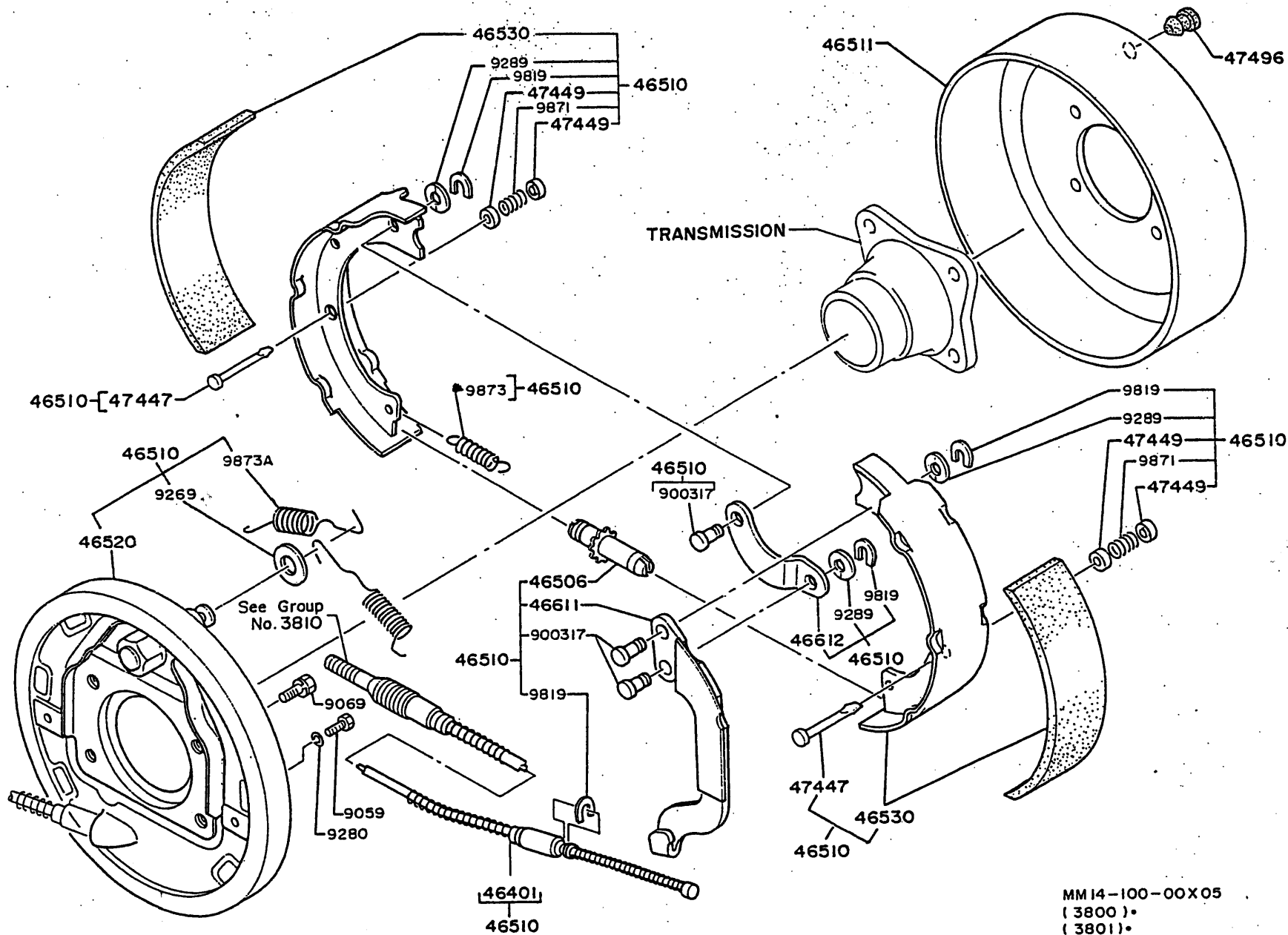


PART NUMBER	Q U A N T I T Y														REVISION	
	A	B	C	D	E	F	G	H	I	J	K	L	M	N	O	REF. CODE
	(MAKER NAME JIDOSHA KIKI)										MAKER	PART NO.				
----- : 28. : *-----*	SHELL SUB ASSY,SERVO															
44801-1240	1															818-10508
----- : 29. : *-----*	SEAL SUB ASSY,DUST														KIT-1	
47807-1090	1															810-10601
----- : 30. : *-----*	RETAINER														KIT-1	
9003-29167	1															810-24300
----- : 31. : *-----*	SPRING,CONICAL															
9872-05107	1															1414-0043
----- : 32. : *-----*	BOOT,PUSH ROD															
32227-1090	1															800-25101
----- : 33. : *-----*	CLEVIS															
9559-10129	1															1291-0149
----- : S 34. : *-----*	NUT,LOCK															
9210-10060	1															
----- : 35. : *-----*	PLATE,NAME															
76554-3040	1															1391-0173
----- : KIT-1 : *-----*	REPAIR SET,BRAKE															
44069-2610	1															9381-3750

2-D6

3800

PARKING BRAKE



3800-A



2-E6

3800

PARKING BRAKE

3800

PARKING BRAKE

PART NUMBER	QUANTITY										REVISION					
	A	B	C	D	E	F	G	H	I	J	K	L	M	N	O	REF. CODE
A RB145KA ALL																
* : 46401 : CABLE SUB ASSY,P/B																
* : 46401-7680 : 1	1															
* : 46506 : ADJUSTER SUB ASSY,P/B SHOE																
* : 46506-1030 : 1	1															
* : 46510 : BRAKE ASSY,PARKING																
* : (46510-2280) : 1	1															PB220157
* : V X : 46510-2281 : 1	1															
* : 46511 : DRUM,P/B																
* : 46511-1410 : 1	1															
* : 46520 : PLATE ASSY,P/B BACKING																
* : 46520-1090 : 1	1															
* : 46530 : SHOE ASSY,P/B																
* : 46530-1030 : 2	2															
* : 46611 : LEVER,P/B SHOE																
* : 46611-1040 : 1	1															
* : 46612 : STRUT,P/B SHOE LEVER																
* : 46612-1020 : 1	1															
* : 47447 : PIN,BRAKE SHOE HOLD DOWN																
* : 47447-1140 : 2	2															
* : 47449 : SEAT,BRAKE SHOE HOLD DOWN SPG																
* : 47449-1090 : 4	4															
* : 47496 : PLUS,HOLE																
* : 47496-1140 : 2	2															
* : 900317 : PIN																
* : 9003-17125 : 3	3															
* : 9059 : BOLT																
* : (9059-10110) : 4	4															PB220157
* : V 04 : *****																

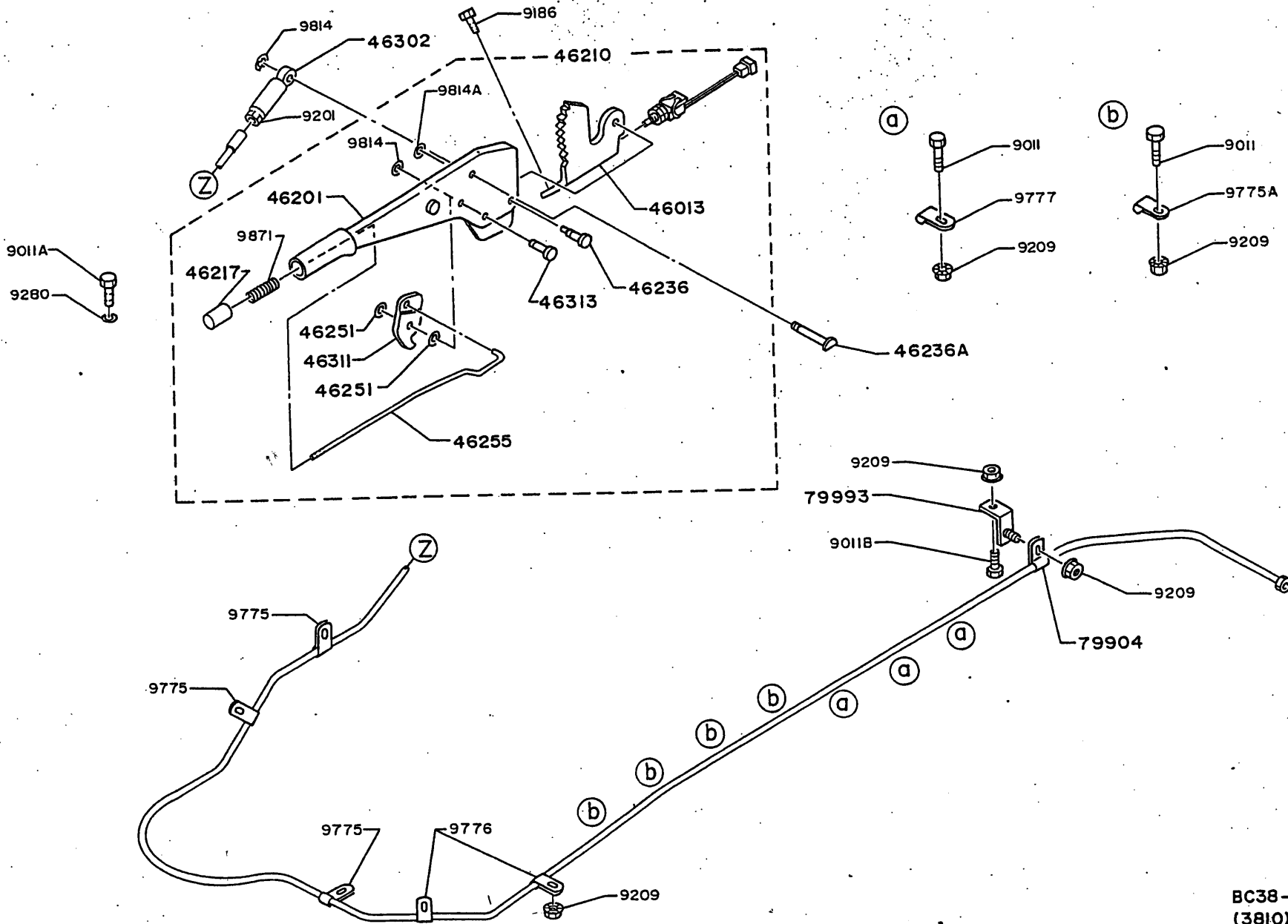
PART NUMBER	QUANTITY										REVISION					
	A	B	C	D	E	F	G	H	I	J	K	L	M	N	O	REF. CODE
* : 9069 : BOLT,FLANGE																
* : 9069-12101 : 4	4															
* : 9269 : WASHER,PLAIN																
* : 9269-14131 : 1	1															
* : 9280 : LOCKWASHER																
* : (9280-10250) : 4	4															PB220157
* : V 04 : *****																
* : 9289 : LOCKWASHER																
* : 9289-10112 : 3	3															
* : 9819 : RING,RETAINER OR SPRING																
* : 9819-08102 : 4	4															(T=1.6)
* : 9871 : SPRING,COMPRESSION																
* : 9871-02152 : 2	2															
* : 9873 : SPRING,TENSION																
* : 9873-02121 : 1	1															
* : 9873 A : SPRING,TENSION																
* : 9873-03116 : 2	2															

2-F6

3810

PARKING BRAKE CONTROL

(RB145KA (AEA, AGA, AHA, AKA, ANA)
(UP TO CHASSIS NO. RB145K-40048, RB145KA-AGN)



3810-A



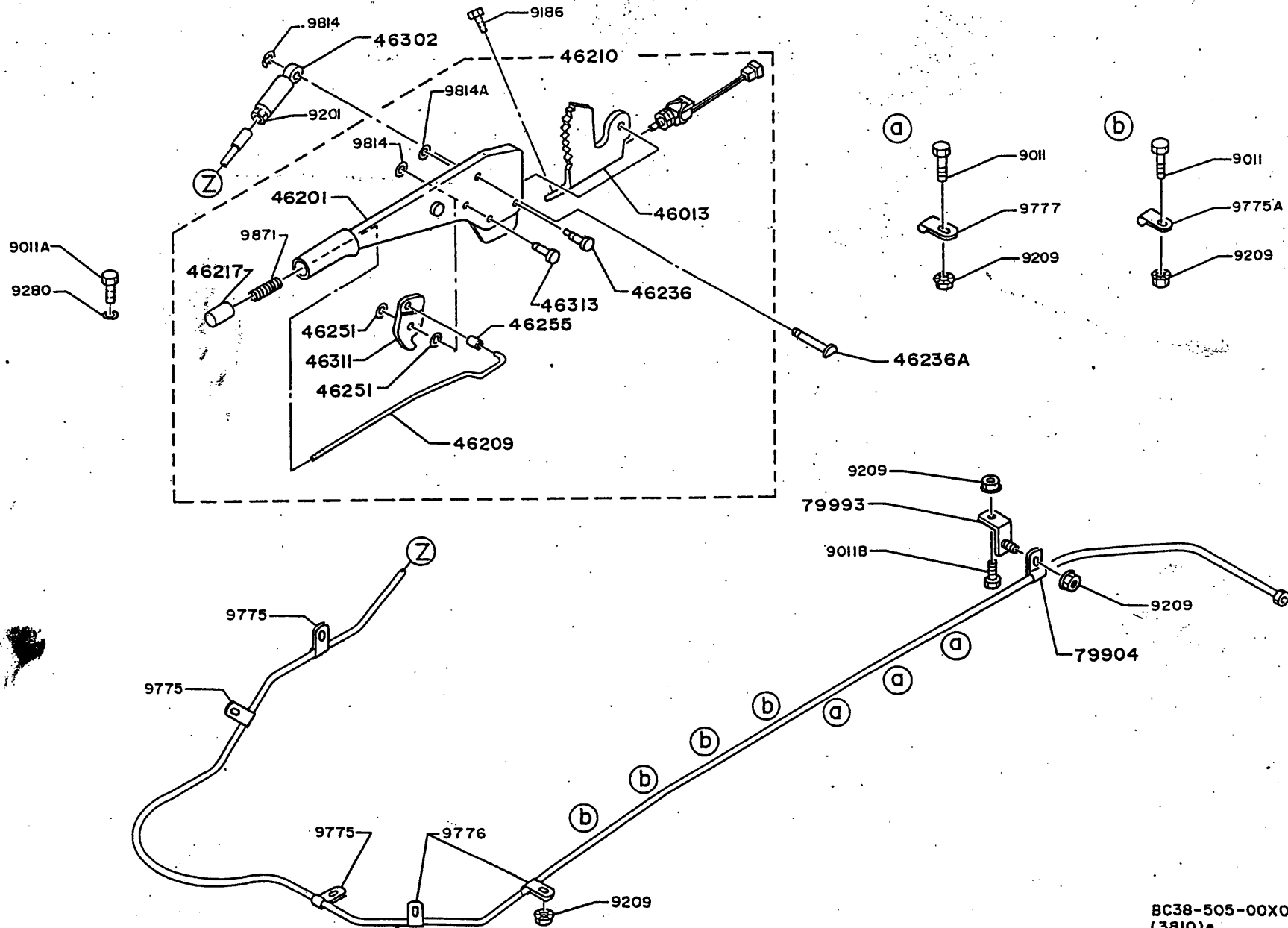
BC38-505-00X01
(3810)

2-G6

3810

PARKING BRAKE CONTROL

(RB145KA (AEA, AGA, AGK, AHA, AKA, ANA)
FROM CHASSIS NO. RB145K-40049



3810-B.



BC38-505-00X03
(3810)•

PART NUMBER	QUANTITY										REVISION						
	A	B	C	D	E	F	G	H	I	J	K	L	M	N	O	REF. CODE	
A RB145KA(AEA,AGA, AHA,AKA,ANA) (UP TO CHASSIS NO. RB145K-40048)																	
B RB145KA(AEA,AGA, AGK,AHA,AKA,ANA) (FROM CHASSIS NO. RB145K-40049)																	
C RB145KA-AGN																	

: 46013 :	BRACKET SUB ASSY,P/B LEVER																

(46013-2770)	1	-	1														B2AB0004
V 02																	
(46013-2771)	1	-	1														B2AB0004
V 01																	
46013-2771	1	1	1														B2AB0004

: 46201 :	LEVER SUB ASSY,P/B																

(46201-1850)	1	-	1														B2AB0002
V 02																	
(46201-1851)	1	-	1														B2AB0003
V 02																	
(46201-1852)	1	-	1														B2AB0004
V 02																	
(46201-1853)	1	-	1														B2AB0004
V 01																	
46201-1853	1	1	1														B2AB0004

: 46209 :	ROD SUB ASSY,P/B PAWL RELEASE																

46209-1090	-	1	-														B2AB0004

: 46210 :	LEVER ASSY,P/B																

(46210-1921)	1	-	1														B2AB0002
V 02																	
(46210-1922)	1	-	1														B2AB0003
V 02																	
(46210-1923)	1	-	1														B2AB0004
V 02																	
46210-1924	1	-	1														B2AB0004
46210-2340	-	1	-														B2AB0004

: 46217 :	KNOB,P/B RELEASE ROD																

46217-1020	1	1	1														B2AB0004

: 46236 :	PIN,P/B LEVER																

(46236-1070)	1	-	1														B2AB0002
V 02																	
(46236-1220)	1	-	1														B2AB0003
V 02																	
(46236-1280)	1	-	1														B2AB0004
V 02																	
46236-1281	1	1	1														B2AB0004

: 46236 A :	PIN,P/B LEVER																

46236-1171	1	1	1														B2AB0004

: 46251 :	SPACER,P/B LEVER																

46251-1120	2	2	2														B2AB0004



PART NUMBER	QUANTITY										REVISION						
	A	B	C	D	E	F	G	H	I	J	K	L	M	N	O	REF. CODE	

: 46255 :	STOPPER,P/B LEVER																

46255-1040	1	-	1														B2AB0004
46255-1050	-	1	-														B2AB0004

: 46302 :	ROD SUB ASSY,P/B PULL																

46302-1370	1	1	1														B2AB0004

: 46311 :	PAWL,P/B																

(46311-1190)	1	-	1														B2AB0004
V 02																	
46311-1191	1	1	1														B2AB0004

: 46313 :	PIN,P/B PAWL																

46313-1010	1	1	1														B2AB0004

: 79904 :	CLIP SUB ASSY																

79904-1730	1	1	1														B2AB0004

: 79993 :	HOLDER,CLIP																

79993-1770	1	1	1														B2AB0004

: 9011 :	BOLT																

9011-08160	9	9	9														B2AB0004

: 9011 A :	BOLT																

9011-10250	2	2	2														B2AB0004

: 9011 B :	BOLT																

9011-08200	1	1	1														B2AB0004

: 9186 :	BOLT																

9186-10250	4	4	4														B2AB0004

: 9201 :	NUT																

9201-08070	1	1	1														B2AB0004

: 9209 :	NUT																

9209-08121	13	13	13														B2AB0004

: 9280 :	LOCKWASHER																

9280-10300	2	2	2														B2AB0004

: 9775 :	CLIP																

9775-12010	3	3	3														B2AB0004

3810

PARKING BRAKE CONTROL (CAB)

PART NUMBER	QUANTITY															REVISION	
	A	B	C	D	E	F	G	H	I	J	K	L	M	N	O	REF.CODE	
A. RB145KA(AEA,AGA,AHA,AKA,ANA) (UP TO CHASSIS NO. RB145K-40048) B. RB145KA(AEA,AGA,AGK,AHA,AKA,ANA) (FROM CHASSIS NO. RB145K-40049) C. RB145KA-AGN																	

: 9775 A :	CLIP																

9775-26010	4	4	4														

: 9776 :	CLIP																

9776-12080	2	2	2														

: 9777 :	CLIP																

9777-08120	3	3	3														

: 9814 :	SPRING,RETAINER																

9814-08080	2	2	2														

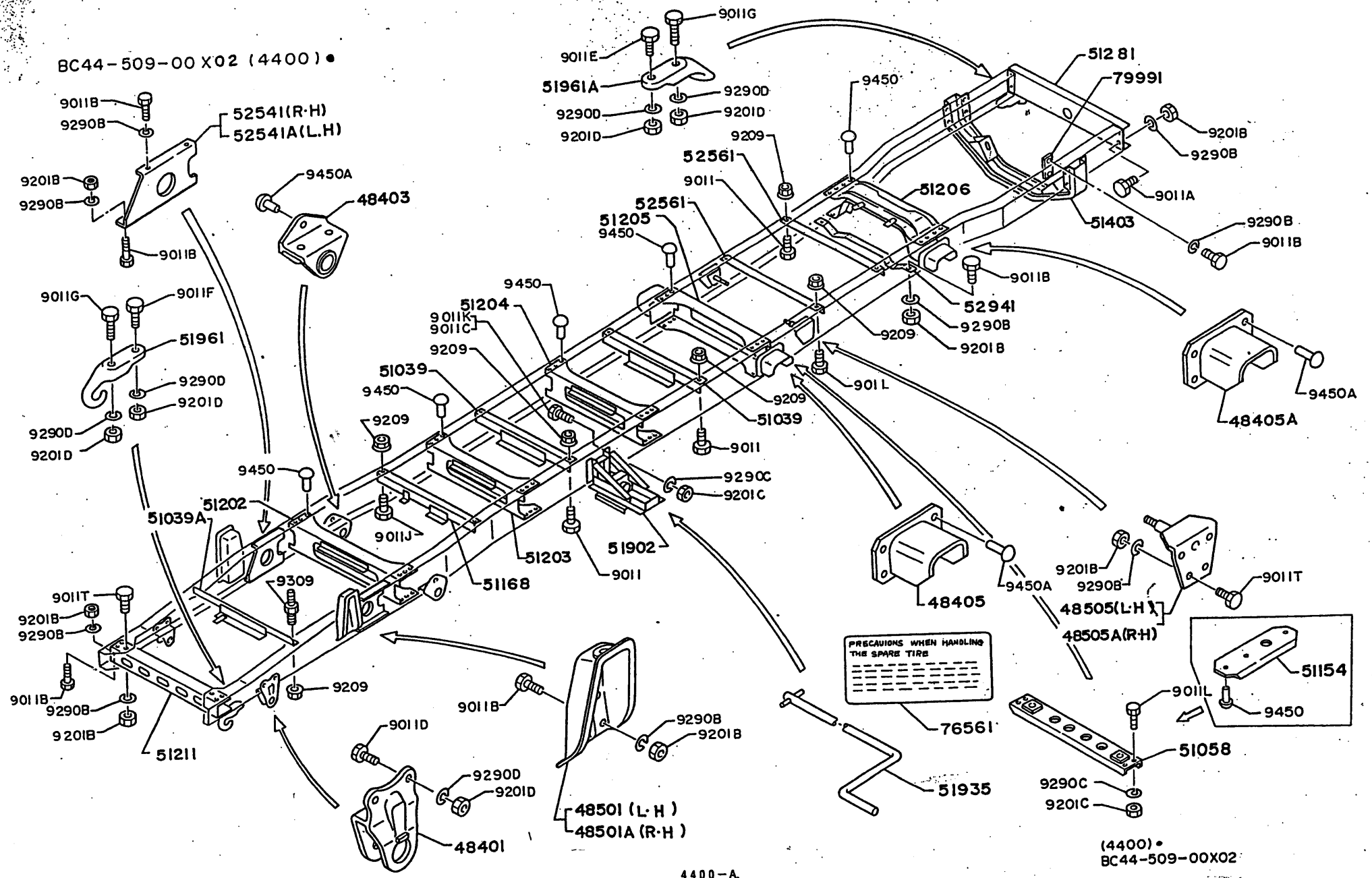
: 9814 A :	SPRING,RETAINER																

9814-09080	1	-	1														

: 9871 :	SPRING,COMPRESSION																

9871-01194	1	1	1														

4400 FRAME



PRECAUTIONS WHEN HANDLING THE SPARE TIRE

(4400) •
BC44-509-00X02

4400-A



2-K6

4400

FRAME

4400

FRAME

PART NUMBER	Q U A N T I T Y										REVISION					
	A	B	C	D	E	F	G	H	I	J	K	L	M	N	O	REF. CODE
A RB145KA ALL																
----- : 48401 : BRACKET SUB ASSY,SPG,NO1 *-----*																
48401-1381	2															
----- : 48403 : BRACKET SUB ASSY,SPG,NO2 *-----*																
48403-1880	2															
----- : 48405 : BRACKET SUB ASSY,SPG,NO4 *-----*																
48405-1203	2															
----- : 48405 A : BRACKET SUB ASSY,SPG,NO4 *-----*																
48405-1221	2															
----- : 48501 : BRACKET SUB ASSY,FR S/ABS,UPR *-----*																
48501-2150	1															
----- : 48501 A : BRACKET SUB ASSY,FR S/ABS,UPR *-----*																
48501-2160	1															
----- : 48505 : BRACKET SUB ASSY,RR S/ABS,UPR *-----*																
48505-2570	1															
----- : 48505 A : BRACKET SUB ASSY,RR S/ABS,UPR *-----*																
48505-2480	1															
----- : 51039 : SUPPORT SUB ASSY, *-----*																
51039-1762	2															
----- : 51039 A : SUPPORT SUB ASSY, *-----*																
(51039-1770) V 02	1															RBB20316
51039-1771	1															
----- : 51058 : BRACKET SUB ASSY,STABILIZER,RH *-----*																
(***** V 05																
51058-1190	1															RBB20348
----- : 51154 : SEAT, *-----*																
(51154-1571) V 04																
*****	2															RBB20348
----- : 51168 : BRACKET, *-----*																
51168-2400	1															

PART NUMBER	Q U A N T I T Y															REVISION
	A	B	C	D	E	F	G	H	I	J	K	L	M	N	O	REF. CODE
----- : 51202 : CROSSMEMBER SUB ASSY, FRAME,NO2 *-----*																
51202-3660	1															
----- : 51203 : CROSSMEMBER SUB ASSY, FRAME,NO3 *-----*																
51203-5870	1															
----- : 51204 : CROSSMEMBER SUB ASSY, FRAME,NO4 *-----*																
51204-4710	1															
----- : 51205 : CROSSMEMBER SUB ASSY, FRAME,NO5 *-----*																
51205-2600	1															
----- : 51206 : CROSSMEMBER SUB ASSY, FRAME,NO6 *-----*																
51206-3080	1															
----- : 51211 : CROSSMEMBER, FRAME,NO1, *-----*																
51211-2550	1															
----- : 51281 : CROSSMEMBER, FRAME,NO8 *-----*																
51281-2210	1															
----- : 51403 : BRACKET SUB ASSY,ENG MTG,RR, *-----*																
51403-1861	1															
----- : 51902 : HANGER SUB ASSY,SPARE WHEEL CARRIER *-----*																
51902-1690	1															
----- : 51935 : HANDLE,SPARE WHEEL CARRIER *-----*																
51935-1120	1															
----- : 51961 : HOOK, *-----*																
51961-1130	1															
----- : 51961 A : HOOK, *-----*																
51961-1210	1															
----- : 52541 : RIB, *-----*																
52541-1941	1															
----- : 52541 A : RIB, *-----*																
(52541-1951) V 02	1															RBB20316
52541-1952	1															



PART NUMBER	Q U A N T I T Y										REVISION					
	A	B	C	D	E	F	G	H	I	J	K	L	M	N	O	REF. CODE
RB145KA ALL																
52561 ANGLE																
52561-1770																
52941 PROTECTOR																
52941-1073																
76561 PLATE, CAUTION																
76561-3200																
79991 PLATE, SETTING																
79991-2520																
9011 BOL																
(9011-08200)																
9011-08200																
9011-08200																
9011 A BOL																
9011-10200																
9011 B BOL																
9011-10250																
9011 C BOL																
9011-12350																
9011 D BOL																
9011-14300																
9011 E BOL																
9011-14501																
9011 F BOL																
9011-14451																
9011 G BOL																
9011-14601																
9011 J BOL																
9011-08250																

PART NUMBER	Q U A N T I T Y										REVISION					
	A	B	C	D	E	F	G	H	I	J	K	L	M	N	O	REF. CODE
9011 K BOL																
9011-12300																
9011 L BOL																
(*****) V 05																
9011-12301																
9011 T BOL																
9011-10300																
9201 B NUT																
9201-10080																
9201 C NUT																
(*****) V 05																
9201-12100																
9201-12100																
9201 D NUT																
9201-14110																
9209 NUT																
9209-08121																
9290 B LOCKWASHER																
9290-10300																
9290 C LOCKWASHER																
(*****) V 05																
9290-12360																
9290-12360																
9290 D LOCKWASHER																
9290-14420																
9309 STUD																
(*****) V 05																
9309-08101																
9450 RIVET																
9450-10260																
(9450-10260)																



PART NUMBER	Q U A N T I T Y														REVISION	
	A	B	C	D	E	F	G	H	I	J	K	L	M	N	O	REF. CODE
A RB145KA ALL																
---CONT.---																
: 9450 : RIVET																

V 01																
9450-10260 6																
(9450-10260) 4																RBB20348
V 04																

9450-10300 12																
(9450-10300) 2																RBB20348
V 04																

9450-10320 26																

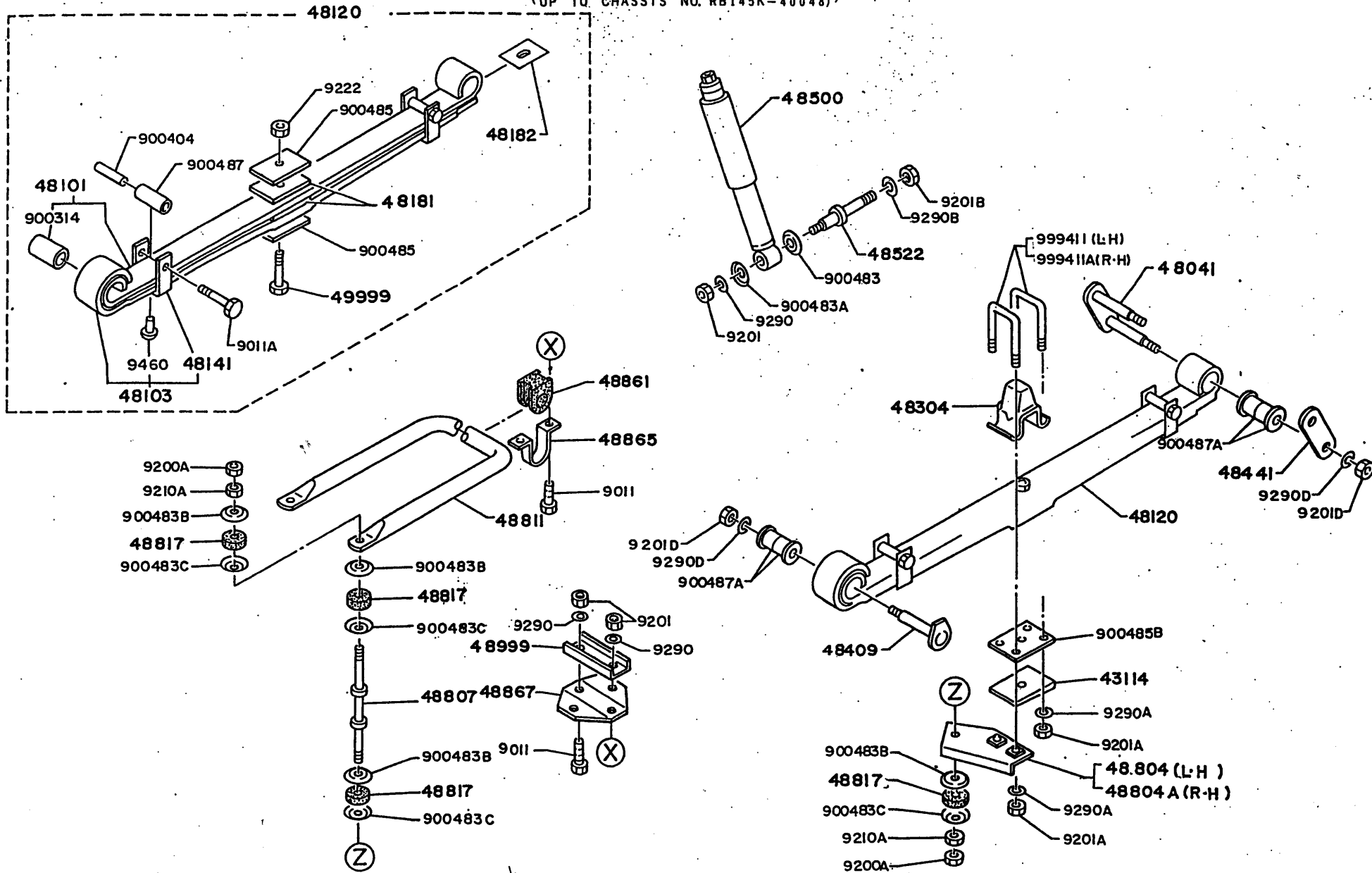
: 9450 A : RIVET																

9450-13360 6																
9450-13400 16																

5500

FRONT SPRING

(RB145KA-(AEA, AGA, AHA, AKA, ANA)
UP TO CHASSIS NO. RB145K-40048)

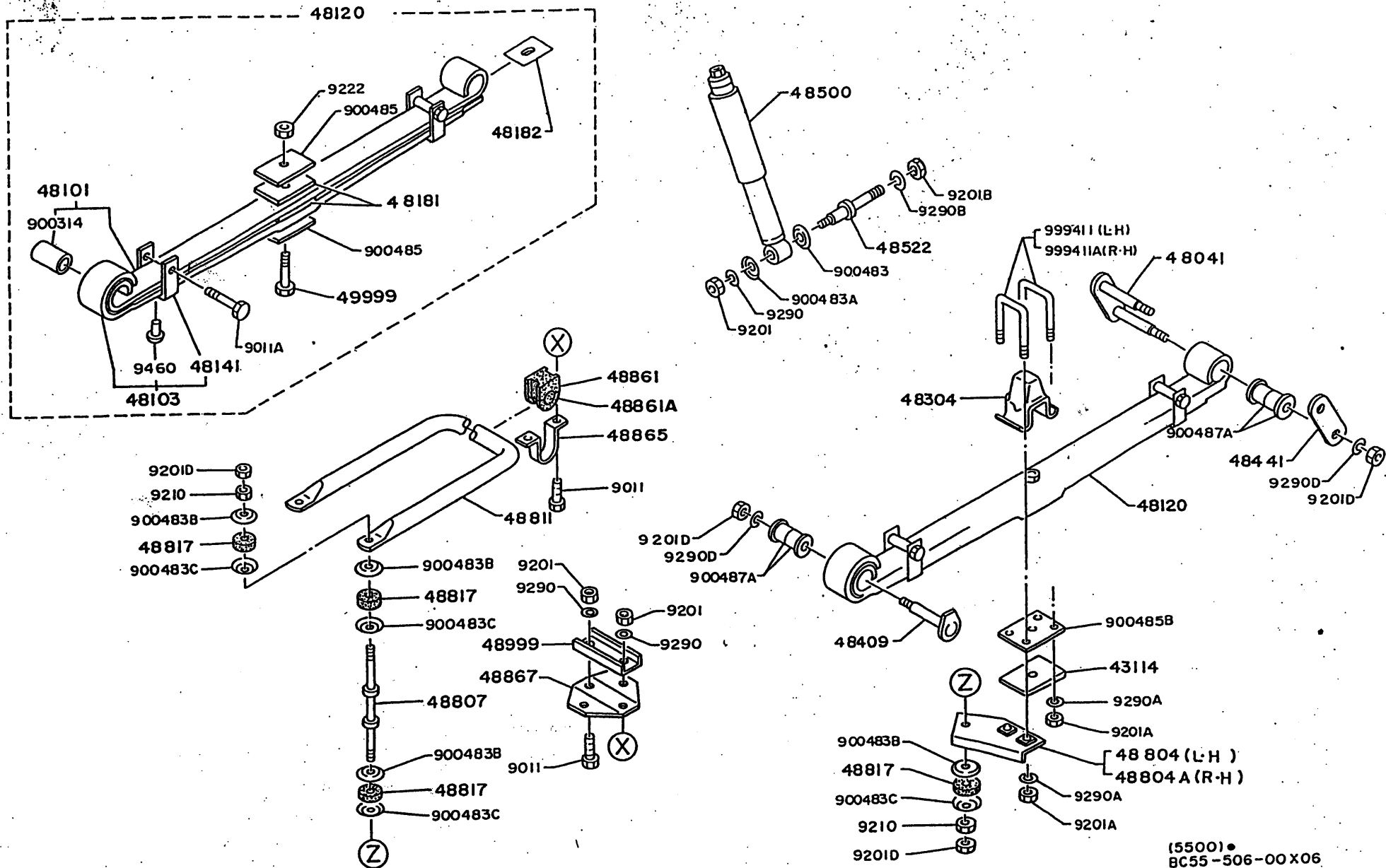


5500-A



2-B7

5500 FRONT SPRING
(RB145KA (AEA, AGA, AGN, AHA, AKA, ANA)
FROM CHASSIS NO. RB145K-40049



(5500) •
BC55-506-00X06

5500

FRONT SPRING

5500

FRONT SPRING

PART NUMBER	QUANTITY										REVISION					
	A	B	C	D	E	F	G	H	I	J	K	L	M	N	O	REF. CODE
A RB145KA(AEA,AGA,AGN,AHA,ACA,ANA) UP TO CHASSIS NO. RB145K-40048) B RB145KA(AEA,AGA,AGN,AHA,ACA,ANA) FROM CHASSIS NO. RB145K-40049) C RB145KA(AGK)																
----- : 43114 : SHIM,FR AXLE CASTER *-----* : 43114-1120 : 2 2 2																
----- : 48041 : SHACKLE SUB ASSY,FR SPG *-----* : 48041-1301 : 2 2 2																
----- : 48101 : LEAF SUB ASSY,FR SPG,N01 *-----* : (48101-3430) : 2 - - (1573LX 70WX16T) V 02 : 48101-3960 : 2 2 2 (1573LX 70WX16T)																RJB20208
----- : 48120 : SPRING ASSY,FR *-----* : (48120-1180) : 2 - - V 02 : 48120-2930 : 2 2 2																RJB20208
----- : 48141 : CLIP,FR SPG, *-----* : 48141-1810 : 4 4 4																
----- : 48181 : LEAF,INTER *-----* : 48181-1040 : 4 4 4																
----- : 48182 : SILENCER *-----* : 48182-1130 : 4 4 4																
----- : 48304 : BUMPER SUB ASSY,FR SPG *-----* : 48304-1220 : 2 2 2																
----- : 48409 : PIN SUB ASSY,LEAF SPG *-----* : 48409-1010 : 2 2 2																
----- : 48441 : SHACKLE,FR SPG *-----* : 48441-1150 : 2 2 2																
----- : 48500 : SHOCKABSORBER ASSY,FR *-----* : 48500-1710 : 2 2 2 (COMPONENTS, SEE GROUP NO. 5590-5516B OR LOCATION NO.2-F7)																
----- : 48522 : PIN,FR S/ABS *-----* : (48522-1310) : 2 2 2 V 01 : (48522-1360) : 2 2 2 V 02																RBB20452

PART NUMBER	QUANTITY										REVISION					
	A	B	C	D	E	F	G	H	I	J	K	L	M	N	O	REF. CODE
---CONT.--- : 48522 : PIN,FR S/ABS *-----* : 48522-1400 : 2 2 2																
----- : 48804 : LEVER SUB ASSY,STABILIZER *-----* : 48804-1320 : 1 - - : 48804-1450 : - 1 1																
----- : 48804 A : LEVER SUB ASSY,STABILIZER *-----* : 48804-1330 : 1 - - : 48804-1460 : - 1 1																
----- : 48807 : ROD SUB ASSY,STABILIZER *-----* : 48807-1110 : 2 - - : 48807-1180 : - 2 2																
----- : 48811 : BAR,STABILIZER,FR *-----* : 48811-1180 : 1 - - : 48811-1300 : - 1 1																
----- : 48817 : CUSHION,STABILIZER *-----* : 48817-1010 : 8 - - : 48817-1030 : - 8 8																
----- : 48861 : SLEEVE,STABILIZER BAR *-----* : 48861-1280 : 2 - - : 48861-1320 : - 2 2																
----- : 48861 A : SLEEVE,STABILIZER BAR *-----* : 48861-1330 : - 2 2																
----- : 48865 : HOLDER,STABILIZER *-----* : 48865-1100 : 2 2 2																
----- : 48867 : BRACKET,STABILIZER *-----* : 48867-1110 : 2 2 2																
----- : 48999 : STIFFENER *-----* : 48999-1130 : 2 2 2																
----- : 49999 : OTHER PARTS *-----* : 49999-0822 : 2 2 2																
----- : 900314 : COLLAR *-----* : 9003-14209 : 4 4 4																



2-D7

5500

FRONT SPRING

5500

FRONT SPRING

PART NUMBER	Q U A N T I T Y										REVISION					
	A	B	C	D	E	F	G	H	I	J	K	L	M	N	O	REF.CODE
A RB145KA(AEA,AGA,AGN,AHA,AKA,ANA) UP TO CHASSIS NO. RB145K-40048.)																
B RB145KA(AEA,AGA,AGN,AHA,AKA,ANA) FROM CHASSIS NO. RB145K-40049.)																
C RB145KA(AGK)																

: 900404 :																

9004-04201	4	-	-													

: 900483 :	WASHER,S/ABS			CUSHION												

9004-83101	2	2	2													

: 900483A :	WASHER,S/ABS			CUSHION												

9004-83102	2	2	2													

: 900483B :	WASHER,S/ABS			CUSHION												

9004-83120	8	-	-													
9004-83137	-	8	8													

: 900483C :	WASHER,S/ABS			CUSHION												

9004-83121	8	-	-													
9004-83138	-	8	8													

: 900485 :	SPACER															

9004-85364	4	4	4													

: 900485B :	SPACER															

9004-85343	1	1	1													

: 900487 :	BUSHING,RUBBER															

9004-87125	4	-	-													

: 900487A :	BUSHING,RUBBER															

9004-87138	12	12	12													

: 9011 :	BOLT															

(9011-10250)	8	-	-													
V 02																
9011-10350	8	8	8													RBB20229

: 9011 A :	BOLT															

9011-10950	4	4	4													

: 9200 A :	NUT															

9200-14110	4	-	-													

: 9201 :	NUT															

9201-12100	2	2	2													

PART NUMBER	Q U A N T I T Y										REVISION					
	A	B	C	D	E	F	G	H	I	J	K	L	M	N	O	REF.CODE
---CONT.---																
: 9201 :	NUT															

(9209-10156)	8	-	-													
V 02																
9201-12100	8	8	8													RBB20229

: 9201 A :	NUT															

9201-14110	8	8	8													

: 9201 B :	NUT															

9201-16130	2	2	2													

: 9201 D :	NUT															

9201-18150	6	10	10													

: 9210 :	NUT, LOCK															

9210-18090	-	4	4													

: 9210 A :	NUT, LOCK															

9210-14080	4	-	-													

: 9222 :	NUT															

9222-10100	2	2	2													

: 9290 :	LOCKWASHER															

9290-12360	2	2	2													
(*****V 05*****)																
9290-12360	8	8	8													RBB20229

: 9290 A :	LOCKWASHER															

9290-14420	8	8	8													

: 9290 B :	LOCKWASHER															

9290-16480	2	2	2													

: 9290 D :	LOCKWASHER															

9290-18540	6	6	6													

: 9460 :	RIVET															

9460-10300	4	4	4													

: 999411 :	U-BOLT															

9994-11112	2	2	2													



5500

FRONT SPRING

2-E7

PART NUMBER	Q U A N T I T Y										REVISION				
	A	B	C	D	E	F	G	H	I	J	K	L	M	N	O
A. RB145KA(AEA,AGA,AGN,AHA,AKA,ANA)	UP TO CHASSIS NO. RB145K-40048)				
B. RB145KA(AEA,AGA,AGN,AHA,AKA,ANA)	FROM CHASSIS NO. RB145K-40049)				
C. RB145KA(AGK)															

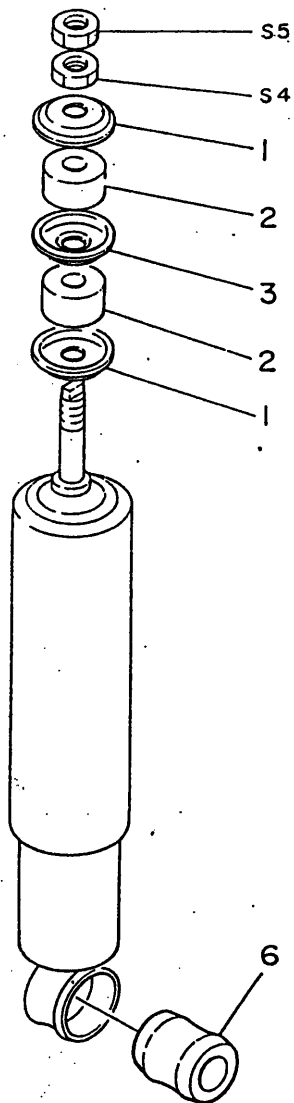
* 999411A : U-BOLT															

9994-1111	2	2	2												

2-F7

5590-5516B SHOCK-ABSORBER

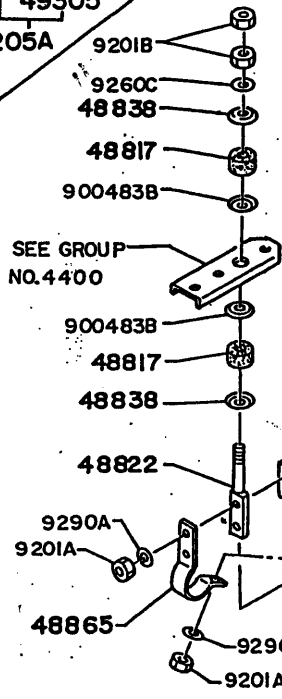
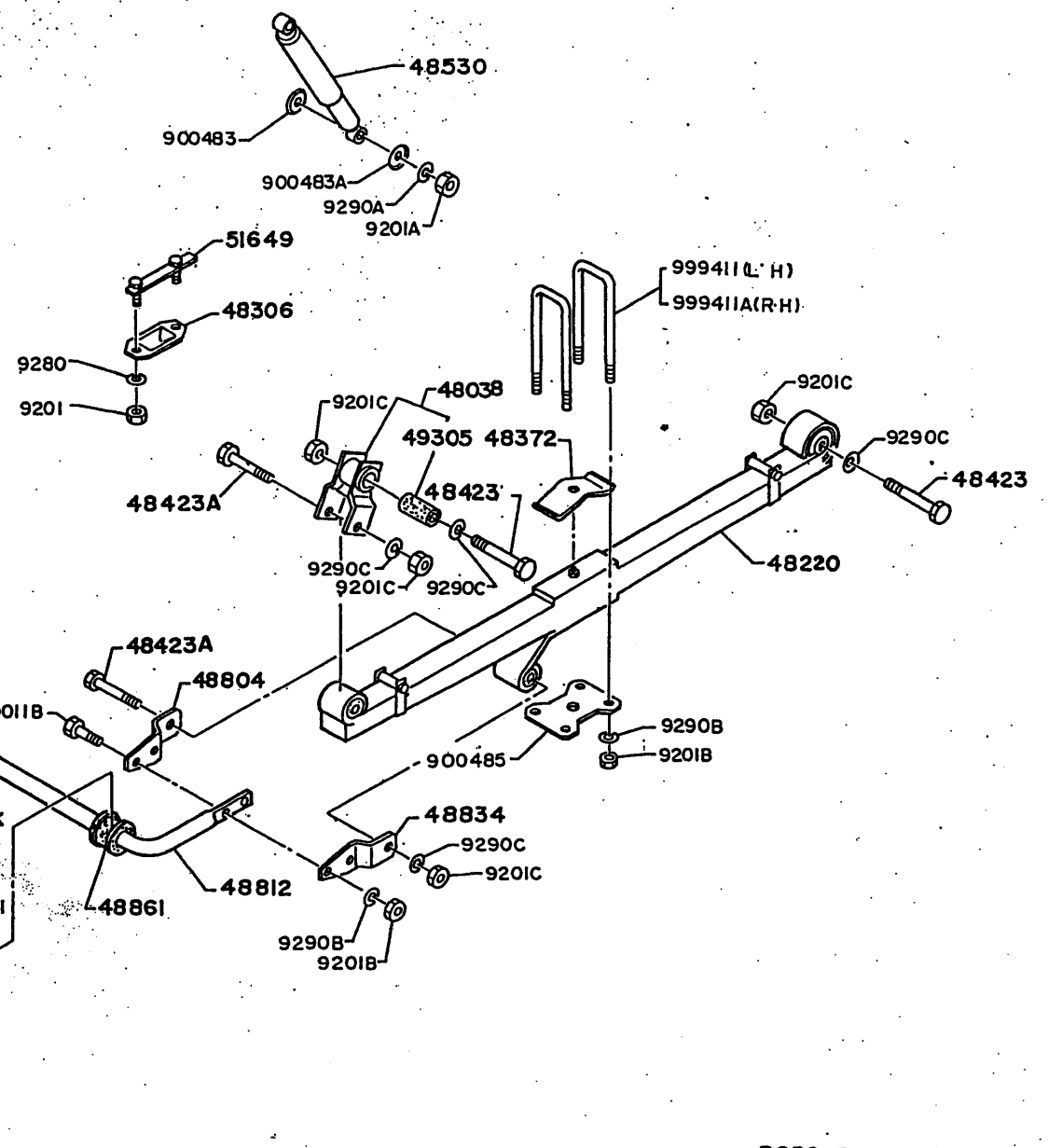
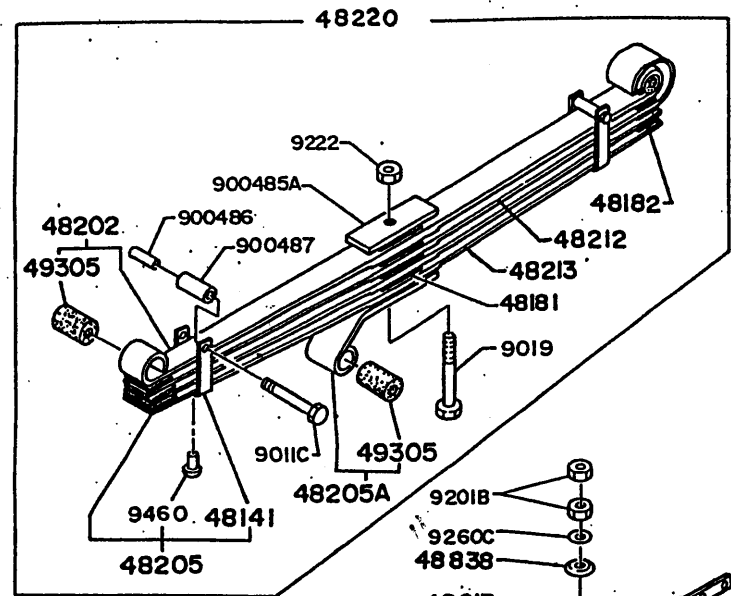
5590-5516B SHOCK-ABSORBER



5516B
I-NO.22

PART NUMBER	QUANTITY										REVISION				
	A	B	C	D	E	F	G	H	I	J	K	L	M	N	O
	(MAKER NAME KAYABA KOGYO)										MAKER	PART NO.			
----- : ASSY PARTS : *-----* 48500-1710	SHOCKABSORBER ASSY,FR												I-NO.22		
----- : 1. : *-----* 9004-83119	WASHER,S/ABS			CUSHION									10201-90401		
----- : 2. : *-----* 9004-81111	CUSHION,S/ABS												10201-90201		
----- : 3. : *-----* 9004-83118	WASHER,S/ABS			CUSHION									10201-90301		
----- : S 4. : *-----* 9200-10080	NUT														
----- : S 5. : *-----* 9210-10050	NUT,LOCK												10101-90508		
----- : 6. : *-----* 9004-81119	CUSHION,S/ABS												10101-90133		

5800 REAR SPRING
RB145KA ALL (UP TO CHASSIS NO. RB145K-40048)



PART NUMBER	Q U A N T I T Y										REVISION					
	A	B	C	D	E	F	G	H	I	J	K	L	M	N	O	REF.CODE
A RB145KA ALL (UP TO CHASSIS NO. RB145K-40048)																
B RB145KA ALL (FROM CHASSIS NO. RB145-40049)																
* 48038 *	SHACKLE SUB ASSY,RR SPG															
* 48038-1130 *	2	2														
* 48141 *	CLIP,FR SPG,															
* 48141-2440 *	4	4														
* 48181 *	LEAF,INTER															
* 48181-1230 *	8	8														
* 48182 *	SILENCER															
* 48182-1130 *	12	12														
* 48202 *	LEAF SUB ASSY,RR SPG,N01															
* (48201-2480) *	2	-														
* 48202-1850 *	2	2														RJB20208
* 48205 *	LEAF SUB ASSY,RR SPG,N04															
* 48205-1950 *	2	2														
* 48205 A *	LEAF SUB ASSY,RR SPG,N04															
* 48205-1770 *	2	-														
* 48212 *	LEAF,RR SPG,N02															
* 48212-4120 *	2	2														
* 48213 *	LEAF,RR SPG,N03															
* 48213-4100 *	2	2														
* 48220 *	SPRING ASSY,RR															
* (48210-8960) *	2	-														
* 48220-1550 *	2	2														RJB20208
* 48306 *	BUMPER SUB ASSY,RR SPG															
* 48306-1550 *	2	2														
* 48372 *	PAD,SPG															
* 48372-1780 *	2	2														
* 48423 *	PIN,SPG															
* (48423-1930) *	4	-														
* 48423-2080 *	4	4														RBB20292

PART NUMBER	Q U A N T I T Y										REVISION					
	A	B	C	D	E	F	G	H	I	J	K	L	M	N	O	REF.CODE
* 48423 A *	PIN,SPG															
* (48423-1850) *	2	-														
* 48423-2090 *	2	2														
* (48423-1850) *	2	-														
* 48423-2090 *	2	2														
* 48530 *	SHOCKABSORBER ASSY,RR															
* 48530-1570 *	-	2														
(COMPONENTS, SEE GROUP NO. 5890-5516H OR LOCATION NO.2-L7)																
* 48530-1650 *	-	2														
(COMPONENTS, SEE GROUP NO. 5890-5516H OR LOCATION NO.2-L7)																
* 48804 *	LEVER SUB ASSY,STABILIZER															
* (48804-1310) *	2	-														
* 48804-1311 *	2	-														
* 48804-1430 *	-	2														
* 48804 A *	LEVER SUB ASSY,STABILIZER															
* 48804-1440 *	-	2														
* 48808 *	HOLDER SUB ASSY,STABILIZER															
* 48808-1490 *	-	2														
* 48808 A *	HOLDER SUB ASSY,STABILIZER															
* 48808-1500 *	-	2														
* 48812 *	BAR,STABILIZER,RR															
* 48812-1170 *	1	-														
* 48812-1250 *	-	1														
* 48817 *	CUSHION,STABILIZER															
* (48817-1010) *	4	-														
* 48817-1010 *	4	-														
* 48817-1030 *	-	4														
* 48822 *	ROD,STABILIZER LINK															
* 48822-1171 *	2	-														
* 48822-1250 *	-	2														
* 48834 *	LEVER,STABILIZER BAR															
* (48834-1300) *	2	-														
* 48834-1301 *	2	-														



2-J7

5800

REAR SPRING

5800

REAR SPRING

PART NUMBER	QUANTITY										REVISION	PART NUMBER	QUANTITY										REVISION								
	A	B	C	D	E	F	G	H	I	J	K		L	M	N	O	REF. CODE	A	B	C	D	E	F	G	H	I	J	K	L	M	N
A RB145KA ALL (UP TO CHASSIS NO. RB145K-40048)																															
B RB145KA ALL (FROM CHASSIS NO. RB145-40049)																															
* 48838 : SEAT, RUBBER CUSHION																															
* 48838-1110 : 4 -																															
* 48861 : SLEEVE, STABILIZER BAR																															
* (48861-1090) : 4 -											RBB20229																				
* (48861-1090) V 02 : 2 2																															
* 48861-1090 V 01 : 2 -																															
* 48861 A : SLEEVE, STABILIZER BAR																															
* 48861-1170 : - 4																															
* 48865 : HOLDER, STABILIZER																															
* 48865-1110 : 2 -																															
* 48865 A : HOLDER, STABILIZER																															
* 48865-1120 : 2 -																															
* 49305 : BUSHING SUB ASSY, RUBBER																															
* 49305-1160 : 8 8																															
* 51649 : PLATE, SETTING																															
* 51649-1360 : 2 2																															
* 900483 : WASHER, S/ABS CUSHION																															
* 9004-83101 : 4 4																															
* 900483A : WASHER, S/ABS CUSHION																															
* 9004-83102 : 4 4																															
* 900483B : WASHER, S/ABS CUSHION																															
* 9004-83121 : 4 -																															
* 900483C : WASHER, S/ABS CUSHION																															
* 9004-83137 : - 4																															
* 900483D : WASHER, S/ABS CUSHION																															
* 9004-83138 : - 4																															
* 900485 : SPACER																															
* 9004-85356 : 1 1																															
* 900485A : SPACER																															
* 9004-85355 : 2 2																															
* 900486 : CASE, CLIP BOLT																															
* 9004-86116 : 4 -																															
* 900487 : BUSHING, RUBBER																															
* 9004-87125 : 4 -																															
* 9011 : BOLT																															
* (9011-12500) V 01 : 4 4																															
* 9011-12500 : 4 2																															
* 9011 A : BOLT																															
* (*****) V 05 : 9011-12550 - 2																							RBB20354								
* 9011 B : BOLT																															
* (9011-14550) V 01 : 4 4																															
* 9011-14550 : 4 2																															
* 9011 C : BOLT																															
* 9011-10950 : 4 4																															
* 9011 D : BOLT																															
* (*****) V 05 : 9011-14650 - 2																							RBB20354								
* 9011 K : BOLT																															
* 9011-12300 : 2 2																															
* 9019 : BOLT																															
* 9019-12355 : 2 2																															
* 9201 : NUT																															
* 9201-08070 : 4 4																															
* 9201 A : NUT																															
* 9201-12100 : 10 10																															
* 9201 B : NUT																															
* 9201-14110 : 16 12																															



PART NUMBER	Q U A N T I T Y										REVISION						
	A	B	C	D	E	F	G	H	I	J	K	L	M	N	O	REF. CODE	
A: RB145KA ALL (UP TO CHASSIS NO. RB145K-40048)																	
B: RB145KA ALL (FROM CHASSIS NO. RB145-40049)																	

: 9201 C :	NUT																

(9201-16130)	6	-															RBB20229
V 02																	
9201-16130	4	4															
9201-16130	2	2															

: 9201 D :	NUT																

9201-18150	-	2															

: 9210 :	NUT, LOCK																

9210-18090	-	2															

: 9222 :	NUT																

9222-12120	2	2															

: 9260 C :	WASHER, PLAIN																

9260-16330	2	-															

: 9280 :	LOCKWASHER																

9280-08200	4	4															

: 9290 A :	LOCKWASHER																

9290-12360	10	10															

: 9290 B :	LOCKWASHER																

9290-14420	12	12															

: 9290 C :	LOCKWASHER																

9290-16480	8	8															

: 9460 :	RIVET																

9460-10300	4	4															

: 999411 :	U-BOLT																

9994-11124	2	2															

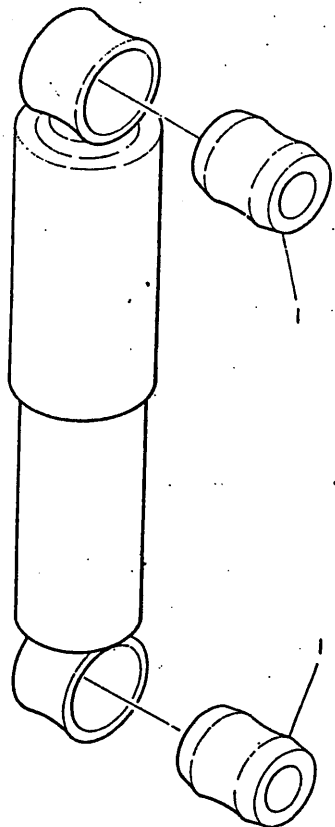
: 999411A :	U-BOLT																

9994-11125	2	2															

2-L7

5890-5516H SHOCK-ABSORBER

5890-5516H SHOCK-ABSORBER



5516H
I-NO.20

PART NUMBER	Q U A N T I T Y										REVISION						
	A	B	C	D	E	F	G	H	I	J	K	L	M	N	O	REF.CODE	
	(MAKER NAME KAYABA KOGYO)										MAKER	PART NO.					
-----	SHOCKABSORBER ASSY,RR																
*ASSY PARTS:																	

48530-1570	* -										10200	00448	I-NO.20				
48530-1650	- *												I-NO.20				

1.	CUSHION,S/ABS																

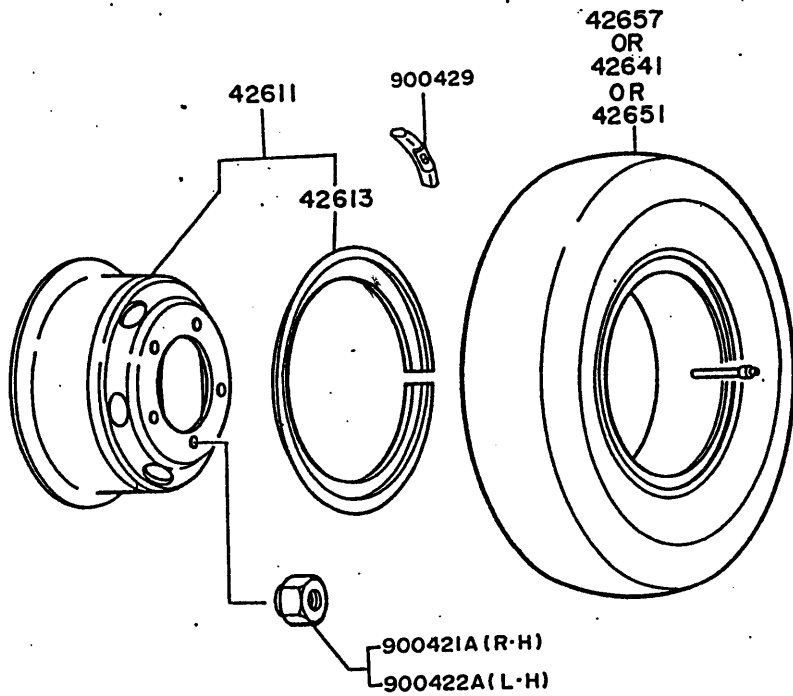
9004-81119	2 2										10101	90133					

5900

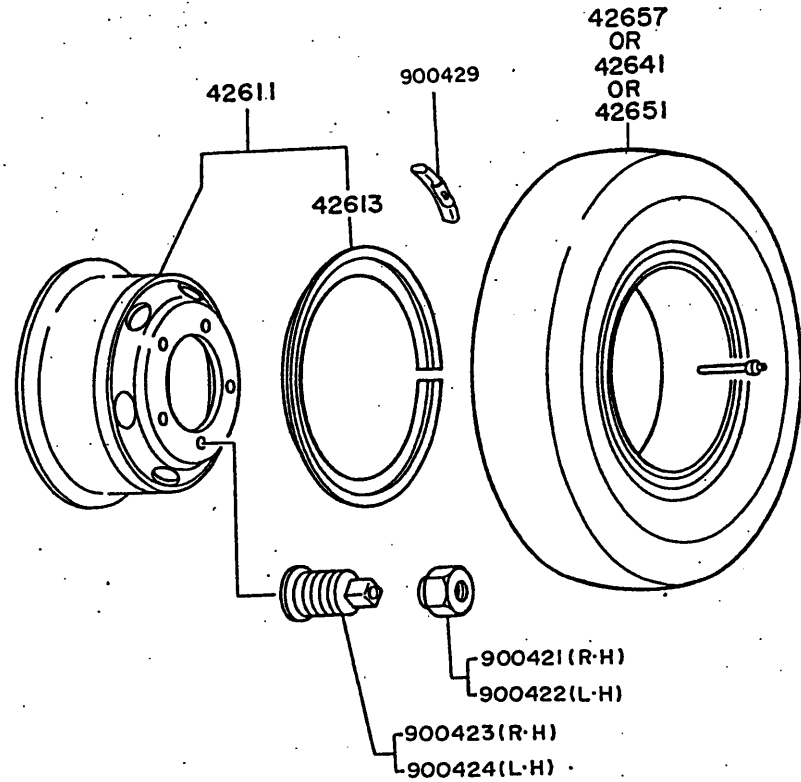
WHEEL AND TIRE

(RB145KA-AEA, RB145KA(AGA, AHA, AKA)
RB145KA-AGK)

FRONT WHEEL



REAR WHEEL



(5900) •
MC59-114-00 X 00 X 01 X 07



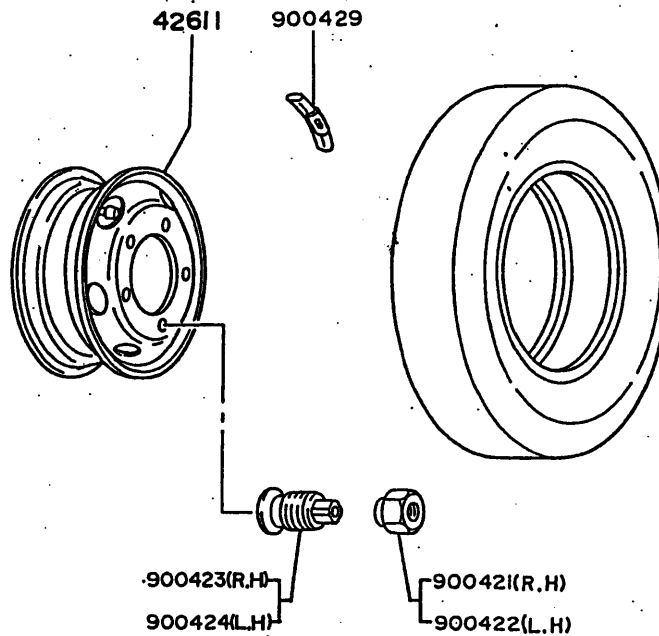
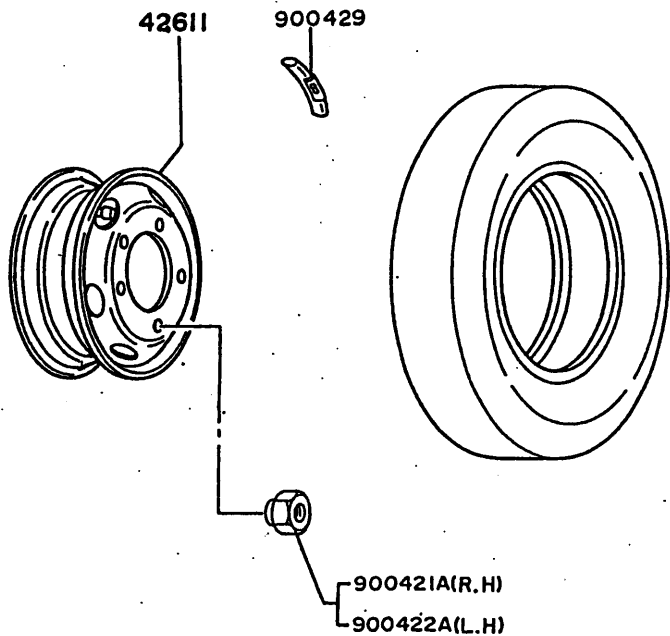
2-B8

5900

WHEEL AND TIRE
(RB.145KA-AGK)

FRONT WHEEL

REAR WHEEL



5900-B.



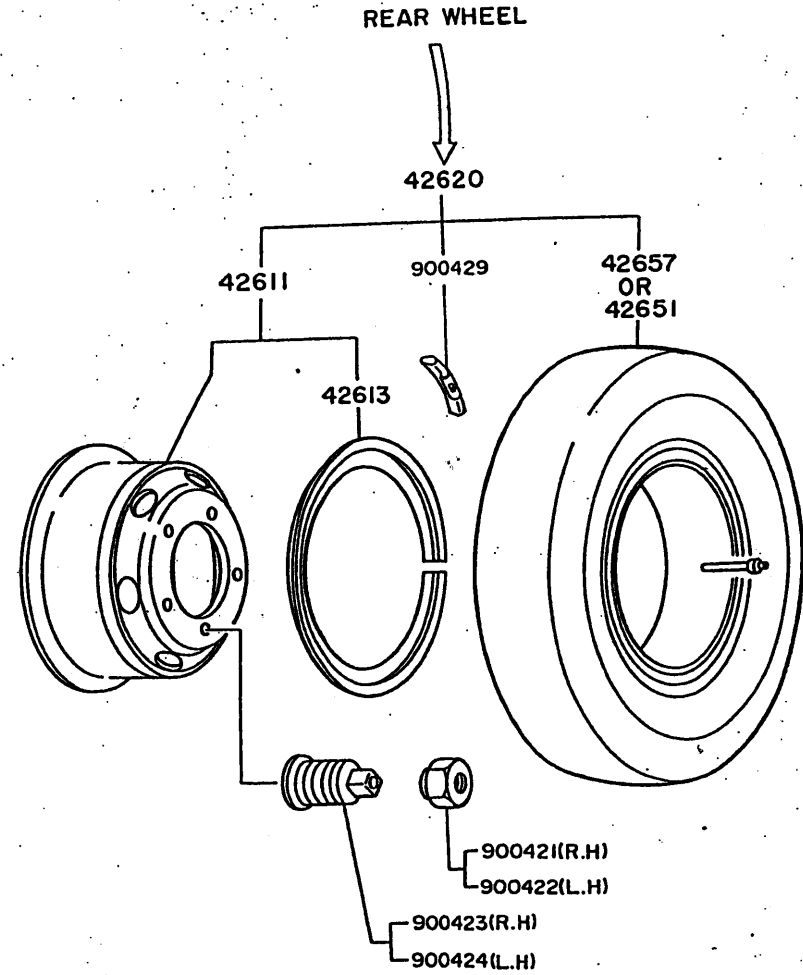
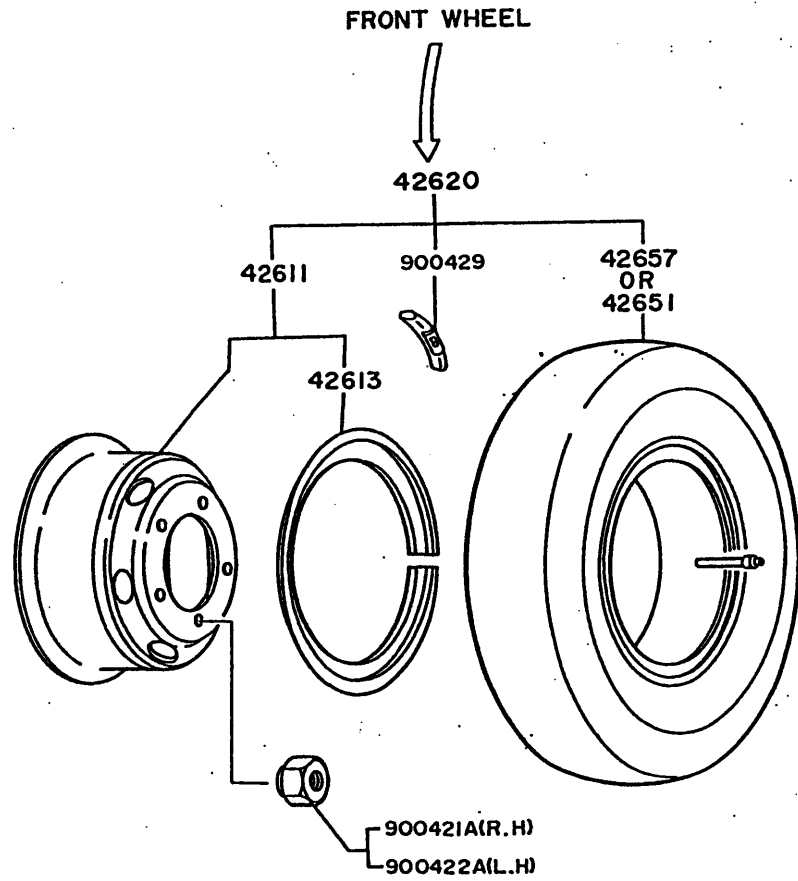
MC59-114-00X08
(5900) ●

PART NUMBER	QUANTITY										REVISION					
	A	B	C	D	E	F	G	H	I	J	K	L	M	N	O	REF. CODE
A RB145KA-AEA B RB145KA (AGA, AHA, ANA, AKA) C RB145KA-AGK D RB145KA-AGK E RB145KA (FROM CHASSIS NO RB145K 40099)																
----- : 42611 : WHEEL, DISC																
----- : 42611-2410 : (5.50FX16) : 42611-2420 : (5.50FX16) : 42611-2710 : (6.00X17.5-127)	7	-	-	7												
----- : 42613 : RING, DISC WHEEL																
----- : 42613-1220 : 6 303 90006 0 14 - - 7		14	-	-	7											
----- : 42641 : TIRE, RIB PATTERN																
OR 42641-1290 : OR 42641-1300 : OR 42641-1310 : OR 42641-1350 : OR 42641-1360 : OR 42641-1370 :	2	-	-	-												
----- : 42651 : TIRE, RIB PATTERN																
----- : 42651-1500 : (7.00-16-6PR) : 42651-1530 : (7.00-16-10PR)	2	-	-	-												
----- : 42657 : TIRE, RADIAL RIB PATTERN																
----- : 42657-1840 : (7.00R16-8PR) : 42657-1850 : (7.00R16-10PR) OR 42657-1970 : (7.00R16-8PR) OR 42657-1980 : (7.00R16-8PR) OR 42657-1990 : (7.00R16-8PR) OR 42657-2000 : (7.00R16-10PR) OR 42657-2010 : (7.00R16-10PR) OR 42657-2020 : (7.00R16-10PR)		2	-	-												
----- : 900421 : NUT, HUB, RH																
----- : 9004-21120 : 5 5 5 5	5	5	5	5												
----- : 900421A : NUT, HUB, RH																
----- : 9004-21121 : 5 5 5 5	5	5	5	5												
----- : 900422 : NUT, HUB, LH																
----- : 9004-22112 : 5 5 5 5	5	5	5	5												
----- : 900422A : NUT, HUB, LH																
----- : 9004-22113 : 5 5 5 5	5	5	5	5												

PART NUMBER	QUANTITY										REVISION					
	A	B	C	D	E	F	G	H	I	J	K	L	M	N	O	REF. CODE
----- : 900423 : NUT, HUB, INNER RH																
----- : (9004-23102) : 5 5 5 5 : (9004-23114) : 5 5 5 5 : 9004-23115 : 5 5 5 5	5	5	5	5												
----- : 900424 : NUT, HUB, INNER LH																
----- : (9004-24102) : 5 5 5 5 : (9004-24114) : 5 5 5 5 : 9004-24115 : 5 5 5 5	5	5	5	5												
----- : 900429 : BALANCE WEIGHT																
OR 9004-29117 : AR AR - AR OR 9004-29117 : AR AR - AR OR 9004-29118 : AR AR - AR OR 9004-29118 : AR AR - AR OR 9004-29119 : AR AR - AR OR 9004-29119 : AR AR - AR OR 9004-29120 : AR AR - AR OR 9004-29120 : AR AR - AR OR 9004-29121 : AR AR - AR OR 9004-29121 : AR AR - AR OR 9004-29122 : AR AR - AR OR 9004-29122 : AR AR - AR OR 9004-29123 : AR AR - AR OR 9004-29123 : AR AR - AR OR 9004-29124 : AR AR - AR OR 9004-29124 : AR AR - AR OR 9004-29125 : AR AR - AR OR 9004-29125 : AR AR - AR OR 9004-29127 : - - AR - OR 9004-29128 : - - AR - OR 9004-29129 : - - AR - OR 9004-29130 : - - AR - OR 9004-29131 : - - AR - OR 9004-29132 : - - AR - OR 9004-29133 : - - AR - OR 9004-29133 : - - AR - OR 9004-29134 : - - AR - OR 9004-29135 : - - AR -																

2-D8

5901 WHEEL AND TIRE (OPTION)
(C65-A328, C65-H142, C65-H141, C65-A005)



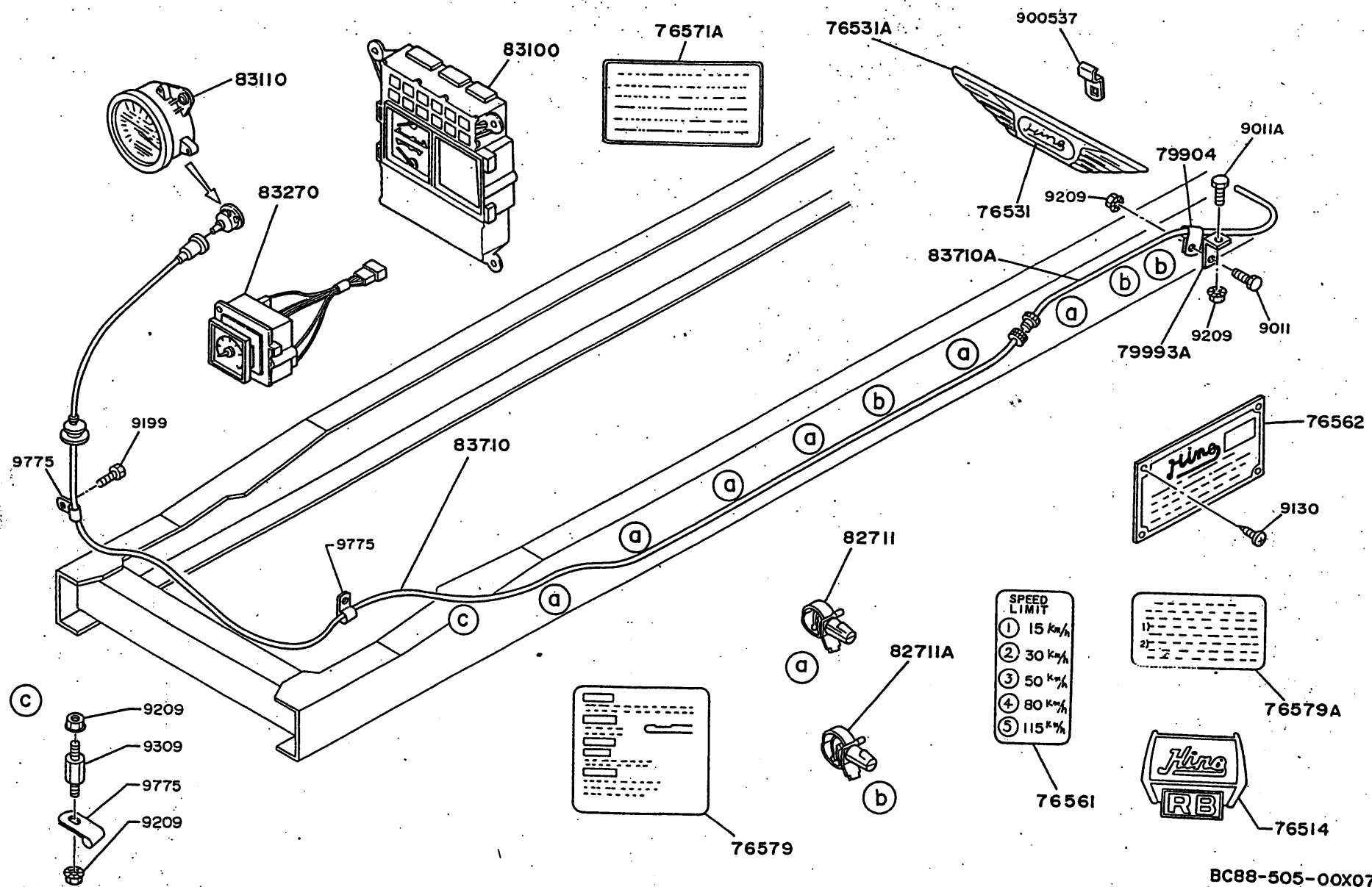
PART NUMBER	Q U A N T I T Y										REVISION					
	A	B	C	D	E	F	G	H	I	J	K	L	M	N	O	REF.CODE
A C65-A328,C65-H142 B C65-H141 C C65-A005																
----- : 42611 : WHEEL,DISC *-----*																
42611-2410 (5.50FX16) 42611-2420 (5.50FX16)	-	7	-													
----- : 42613 : RING, DISC WHEEL *-----*																
42613-1220 7 - 7 6 303 90006 0 - 7 1																
----- : 42620 : WHEEL ASSY,TIRE *-----*																
42620-1370 7 - -																
----- : 42651 : TIRE,RIB PATTERN *-----*																
42651-1520 - 7 - (7.00R16-12PR)																
----- : 42657 : TIRE,RADIAL RIB PATTERN *-----*																
42657-1850 - - 7 (7.00R16-10PR) 42657-1880 7 - - (7.00R16-12PR) OR 42657-2000 - - 4 (7.00R16-10PR) OR 42657-2010 - - 4 (7.00R16-10PR) OR 42657-2020 - - 4 (7.00R16-10PR)																
----- : 900421 : NUT,HUB,RH *-----*																
9004-21120 5 5 5																
----- : 900421A : NUT,HUB,RH *-----*																
9004-21121 5 5 5																
----- : 900422 : NUT,HUB,LH *-----*																
9004-22112 5 5 5																
----- : 900422A : NUT,HUB,LH *-----*																
9004-22113 5 5 5																
----- : 900423 : NUT,HUB,INNER RH *-----*																
(9004-23102) 5 - 5 V 01 (9004-23114) 5 - 5 V 02 9004-23115 5 5 5																FA220867
----- : 900424 : NUT,HUB,INNER LH *-----*																
(9004-24102) 5 - 5 V 01 (9004-24114) 5 - 5 V 02 9004-24115 5 5 5																FA220867

PART NUMBER	Q U A N T I T Y										REVISION					
	A	B	C	D	E	F	G	H	I	J	K	L	M	N	O	REF.CODE
----- : 900429 : BALANCE WEIGHT *-----*																
OR 9004-29117 AR - AR																
OR 9004-29117 AR AR AR																
OR 9004-29118 AR - AR																
OR 9004-29118 AR AR AR																
OR 9004-29119 AR - AR																
OR 9004-29119 AR AR AR																
OR 9004-29120 AR - AR																
OR 9004-29120 AR AR AR																
OR 9004-29121 AR - AR																
OR 9004-29121 AR AR AR																
OR 9004-29122 AR - AR																
OR 9004-29122 AR AR AR																
OR 9004-29123 AR - AR																
OR 9004-29123 AR AR AR																
OR 9004-29124 AR - AR																
OR 9004-29124 AR AR AR																
OR 9004-29125 AR - AR																
OR 9004-29125 AR AR AR																

2-F8

6000

METER AND FINAL PARTS



SPEED LIMIT	
①	15 Km/h
②	30 Km/h
③	50 Km/h
④	80 Km/h
⑤	115 Km/h

6000-A



BC88-505-00X07X13
 (BC88-506-50X03)
 6000

PART NUMBER	QUANTITY										REVISION					
	A	B	C	D	E	F	G	H	I	J	K	L	M	N	O	REF.CODE
A: RB145KA (AEA, AGA, AHA, AKA, AWA) B: RB145KA (AGK, AGN)																
----- : 76514 : ORNAMENT *-----*																
----- : 76514-3760 : 1 1 *-----*	1	1														
----- : 76531 : EMBLEM *-----*																
----- : 76531-1210 : 1 1 *-----*	1	1														
----- : 76531 A : EMBLEM *-----*																
----- : 76531-3260 : 1 1 *-----*	1	1														
----- : 76561 : PLATE, CAUTION *-----*																
----- : 76561-9550 : 1 1 *-----*	1	1														(SPEED LIMIT ENG)
----- : 76562 : PLATE, CAUTION *-----*																
----- : 76562-1330 : 1 1 *-----*	1	1														(VEHICLE NO.)
----- : 76562-1470 : 1 1 *-----*	1	1														(VEHICLE NO.)
----- : 76562-1471 : 1 1 *-----*	1	1														(VEHICLE NO.)
----- : 76571 A : PLATE, CAUTION *-----*																
----- : 76571-6600 : 1 1 *-----*	1	1														(ENGLISH)
----- : 76579 : PLATE, CAUTION ENG *-----*																
----- : 76579-7340 : 1 1 *-----*	1	1														
----- : 76579 A : PLATE, CAUTION ENG *-----*																
----- : 76579-7350 : 1 1 *-----*	1	1														
----- : 79904 : CLIP SUB ASSY *-----*																
----- : 79904-1630 : 1 1 *-----*	1	1														
----- : 79993 A : HOLDER, CLIP *-----*																
----- : 79993-6940 : 1 1 *-----*	1	1														
----- : 82711 : CLAMP, WIRING HARNESS *-----*																
----- : 82711-1080 : 8 8 *-----*	8	8														
----- : 82711 A : CLAMP, WIRING HARNESS *-----*																
----- : 82711-1550 : 3 3 *-----*	3	3														
----- : 83100 : METER ASSY, COMB *-----*																
----- : 83100-4611 : 1 *-----*	1															(NIHON DENSO) (COMPONENTS, SEE GROUP NO. 6090-6003B OR LOCATION NO.2-J8)

PART NUMBER	QUANTITY										REVISION					
	A	B	C	D	E	F	G	H	I	J	K	L	M	N	O	REF.CODE
---CONT.--- : 83100 : METER ASSY, COMB *-----*																
----- : 83100-4612 : 1 *-----*																(NIHON DENSO) (COMPONENTS, SEE GROUP NO. 6090-6003B OR LOCATION NO.2-J8)
----- : 83100-6251 : 1 *-----*																(NIHON DENSO) (COMPONENTS, SEE GROUP NO. 6090-6003B OR LOCATION NO.2-J8)
----- : 83100-8770 : 1 *-----*																(NIHON DENSO) (COMPONENTS, SEE GROUP NO. 6090-6003B OR LOCATION NO.2-J8)
----- : 83110 : SPEEDOMETER ASSY *-----*																
----- : 83110-1500 : 1 1 *-----*	1	1														(NIHON DENSO) (COMPONENTS, SEE GROUP NO. 6090-6006J OR LOCATION NO.2-K8)
----- : 83270 : TACHOMETER ASSY, ENG *-----*																
----- : 83270-1971 : 1 1 *-----*	1	1														(NIHON DENSO)
----- : 83710 : CABLE ASSY, SPEEDO DRIVE *-----*																
----- : 83710-7910 : 1 1 *-----*	1	1														(L=4530)
----- : 83710 A : CABLE ASSY, SPEEDO DRIVE *-----*																
----- : 83710-8060 : 1 1 *-----*	1	1														(L=2450)
----- : 900537 : CLAMP *-----*																
----- : 9005-37122 : 2 2 *-----*	2	2														
----- : 9011 : BOLT *-----*																
----- : 9011-08160 : 5 5 *-----*	5	5														
----- : 9011 A : BOLT *-----*																
----- : 9011-08200 : 4 4 *-----*	4	4														
----- : 9130 : SCREW, TAPPING *-----*																
----- : 9130-35100 : 4 4 *-----*	4	4														
----- : 9199 : BOLT *-----*																
----- : 9199-08101 : 1 1 *-----*	1	1														
----- : 9209 : NUT *-----*																
----- : 9209-08121 : 8 8 *-----*	8	8														
----- : 9309 : STUD *-----*																
----- : 9309-08101 : 1 1 *-----*	1	1														



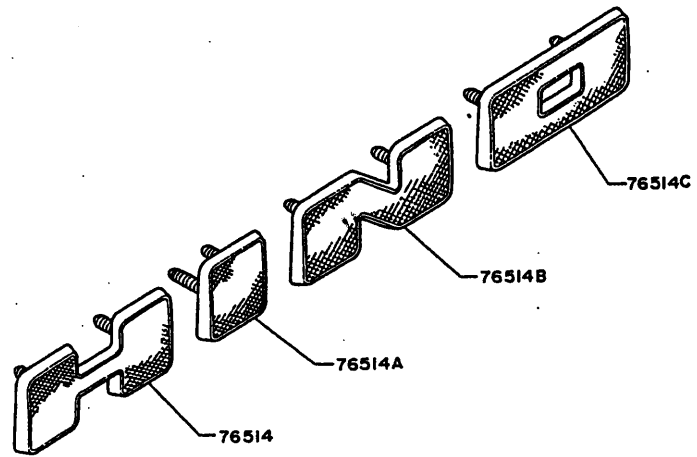
6000

METER AND FINAL PARTS

PART NUMBER	Q U A N T I T Y										REVISION					
	A	B	C	D	E	F	G	H	I	J	K	L	M	N	O	REF. CODE
A. RB145KA(AEA,AGA,AHA,AKA,ANA) B. RB145KA(AGK,AGN)																
----- : 9775 : CLIP *-----*																
9775-10010	13	13														

6001

METER AND FINAL PARTS (OPTION)



1/2.5

BC88-513-50 X 01 (H1100)

6001-A.

PART NUMBER	Q U A N T I T Y										REVISION					
	A	B	C	D	E	F	G	H	I	J	K	L	M	N	O	REF.CODE
A H11-C125																

: 76514 :																
ORNAME																

76514-1040																
1																

: 76514 A :																
ORNAME																

76514-1050																
1																

: 76514 B :																
ORNAME																

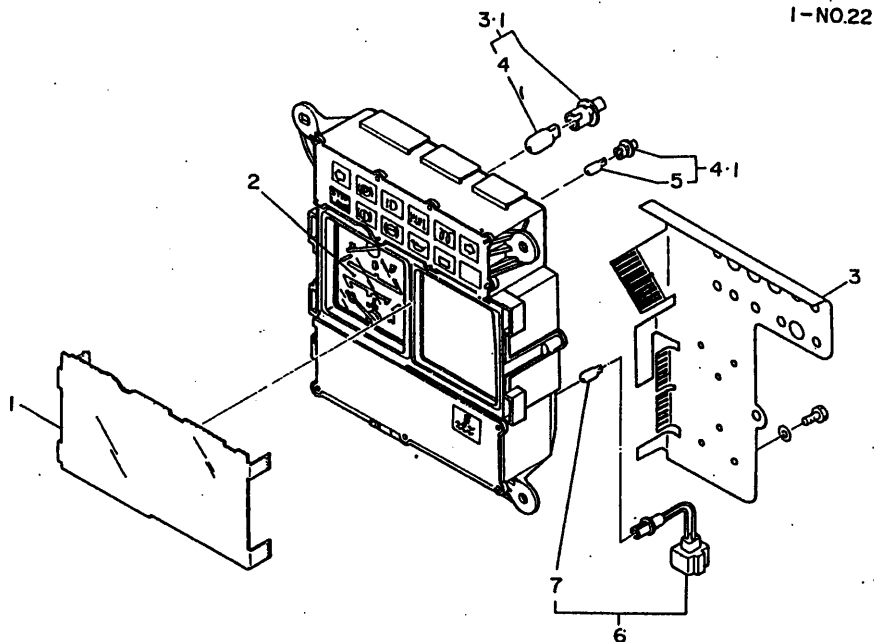
76514-1060																
1																

: 76514 C :																
ORNAME																

76514-1070																
1																

6090-6003B INSTRUMENT CLUSTER

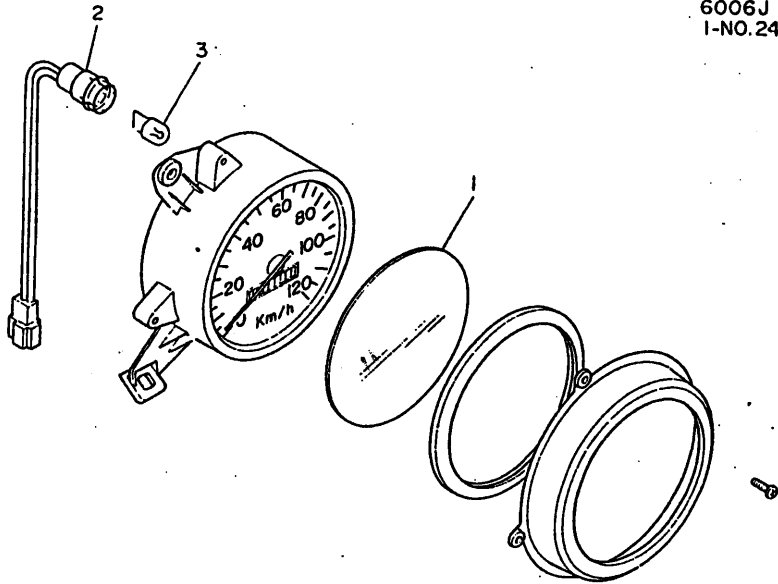
6090-6003B INSTRUMENT CLUSTER



6003B
I-NO.22

PART NUMBER	Q U A N T I T Y										REVISION					
	A	B	C	D	E	F	G	H	I	J	K	L	M	N	O	REF.CODE
	(MAKER NAME NIPPON DENSO)										MAKER	PART NO.				
-----	: ASSY PARTS: METER ASSY, COMB															
-----	: 83100-4611 * - - - (NIPPONDENSO) I-NO.22															
-----	: 83100-4612 - * - - (NIPPONDENSO) I-NO.22															
-----	: 83100-6251 - - * - (NIPPONDENSO) I-NO.22															
-----	: 83100-8770 - - - * (NIPPONDENSO) I-NO.22															
-----	: 1. : GLASS, SPEEDO															
-----	: 83138-1120 1 1 1 1															
-----	: 2. : GAGE ASSY, COMB															
-----	: 83400-1471 1 1 1 1															
-----	: 3. : PLATE SUB ASSY, METER CIRCUIT															
-----	: 83102-1500 1 1 1 1															
-----	: 3.1 : SOCKET SUB ASSY, METER BULB															
-----	: 83101-1200 4 4 4 4															
-----	: 4. : BULB															
-----	: 9008-31116 4 4 4 4 (24V-3W)															
-----	: 4.1 : SOCKET SUB ASSY, METER BULB															
-----	: 83101-1210 8 8 8 8															
-----	: 5. : BULB															
-----	: 9008-31114 8 8 8 8 (24V-1.4W)															
-----	: 6. : SOCKET AND WIRE SUB ASSY, W/BULB															
-----	: 81805-1140 1 1 1 1															
-----	: 7. : BULB															
-----	: 9008-31114 1 1 1 1 (24V-1.4W)															

6090-6006J SPEEDOMETER

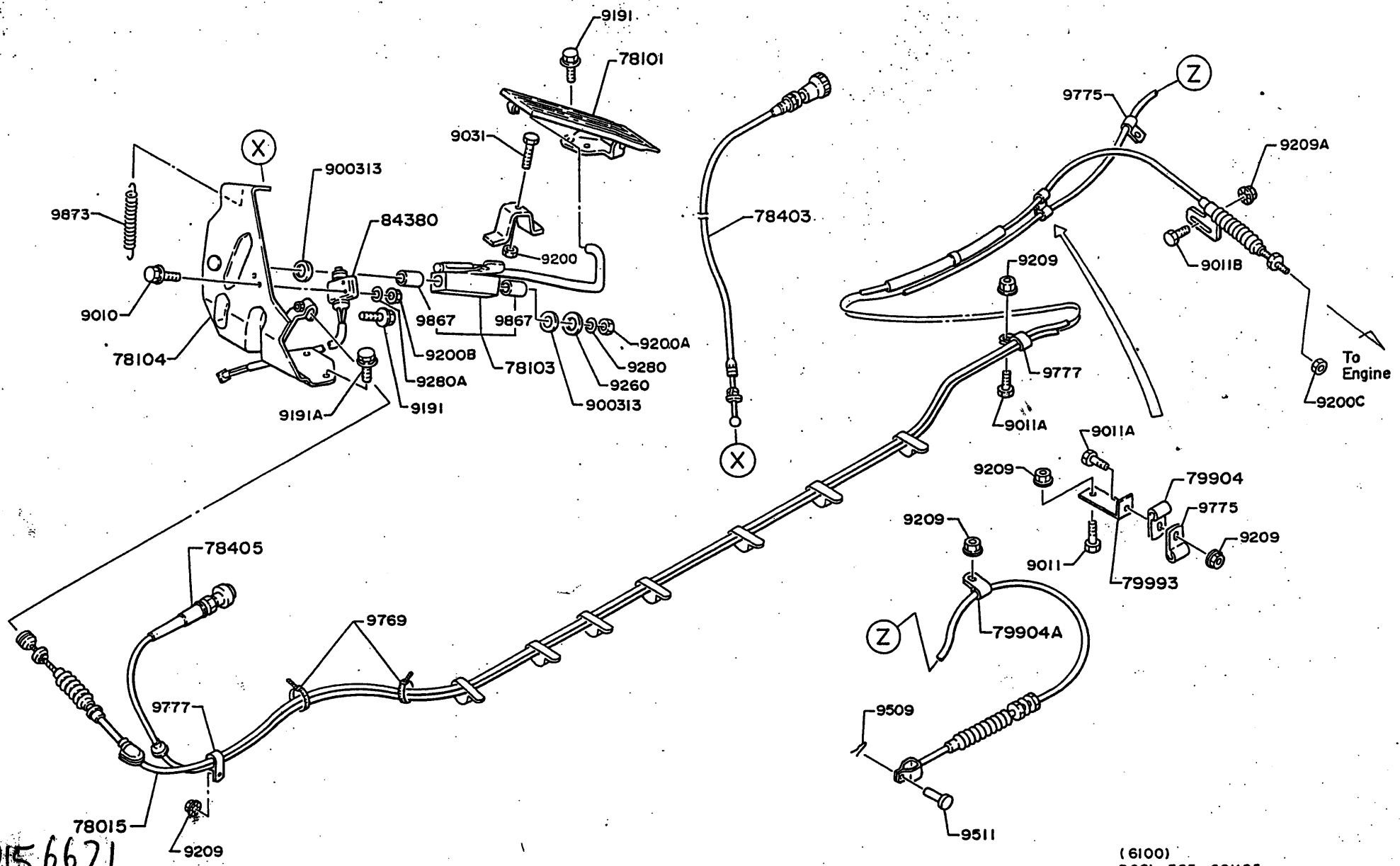


6006J
I-NO.24

PART NUMBER	Q U A N T I T Y										REVISION					
	A	B	C	D	E	F	G	H	I	J	K	L	M	N	O	REF. CODE
	(MAKER NAME NIPPON DENSO)										MAKER	PART NO.				
-----	SPEEDOMETER ASSY															
*ASSY PARTS:																
83110-1500	*										(NIPPON DENSO)				I-NO.24
-----	GLASS, SPEEDO															
1.																
83138-1040	1															
-----	HARNES SUB ASSY, METER															
2.																
83103-1470	1															
-----	BULB															
3.																
9008-31107	1										(24V-3W)				

2-A9

6100 ENGINE CONTROL
(RB145KA (AEA, AGA, AHA, AKA, ANA))



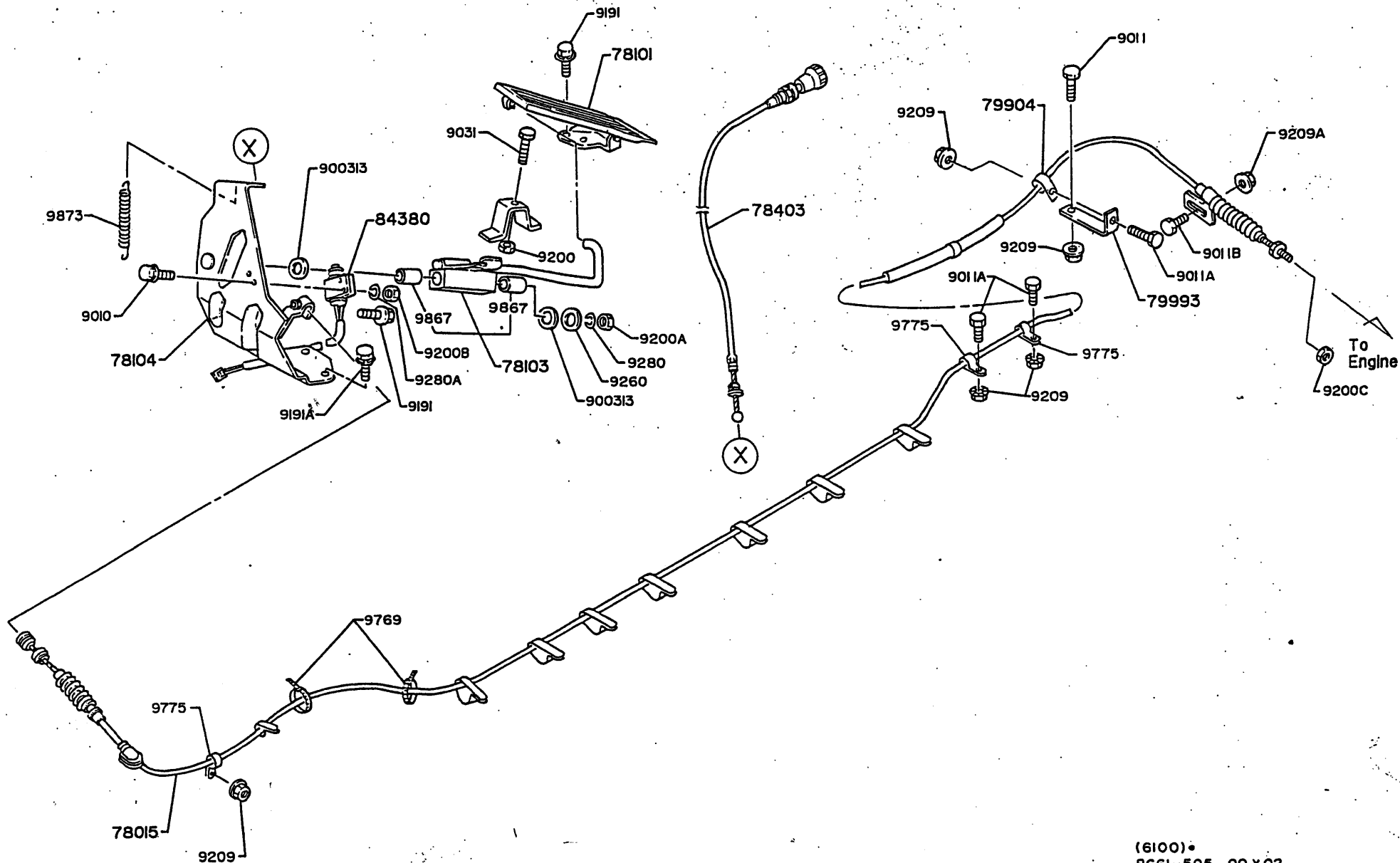
78015 6621

(6100)
BC61-505-00X05

2-B9

6100

ENGINE CONTROL
(RB145KA (AGK, AGN))



6100-B.



(6100)•
BC61-505-00 X02

PART NUMBER	QUANTITY										REVISION					
	A	B	C	D	E	F	G	H	I	J	K	L	M	N	O	REF.CODE
A RB145KA (AEA, AGA, AHA, AKA, ANA) B RB145KA (AGK, AGN)																
----- : 78015 : CABLE SUB ASSY, ACCEL *-----*																
----- : 78015-4150 : 1 1 *-----*	1	1														
----- : 78101 : PEDAL SUB ASSY, ACCEL *-----*																
----- : 78101-1070 : 1 1 *-----*	1	1														
----- : 78103 : SHAFT SUB ASSY, ACCEL LINK *-----*																
----- : 78103-2592 : 1 1 *-----*	1	1														
----- : 78104 : BRACKET SUB ASSY, ACCEL CONTROL *-----*																
----- : 78104-2874 : 1 1 *-----*	1	1														
----- : 78403 : KNOB SUB ASSY, THROTTLE BUTTON *-----*																
----- : 78403-1811 : 1 1 *-----*	1	1														
----- : 78405 : KNOB SUB ASSY, ENG STOP BUTTON *-----*																
----- : 78405-2870 : 1 - *-----*	1	-														
----- : 79904 : CLIP SUB ASSY *-----*																
----- : 79904-2090 : 2 2 *-----*	2	2														
----- : 79904 A : CLIP SUB ASSY *-----*																
----- : 79904-1770 : 1 - *-----*	1	-														
----- : 79993 : HOLDER, CLIP *-----*																
----- : 79993-6710 : 1 1 *-----*	1	1														
----- : 84380 : SWITCH ASSY *-----*																
----- : (84380-1350) : 1 1 : V 02 : : 84380-1320 : 1 1 *-----*	1	1														FD111013
----- : 900313 : WASHER, THRUST *-----*																
----- : 9003-13371 : 2 2 *-----*	2	2														(CT= 1.50)
----- : 9010 : BOLT *-----*																
----- : 9010-05120 : 2 2 *-----*	2	2														

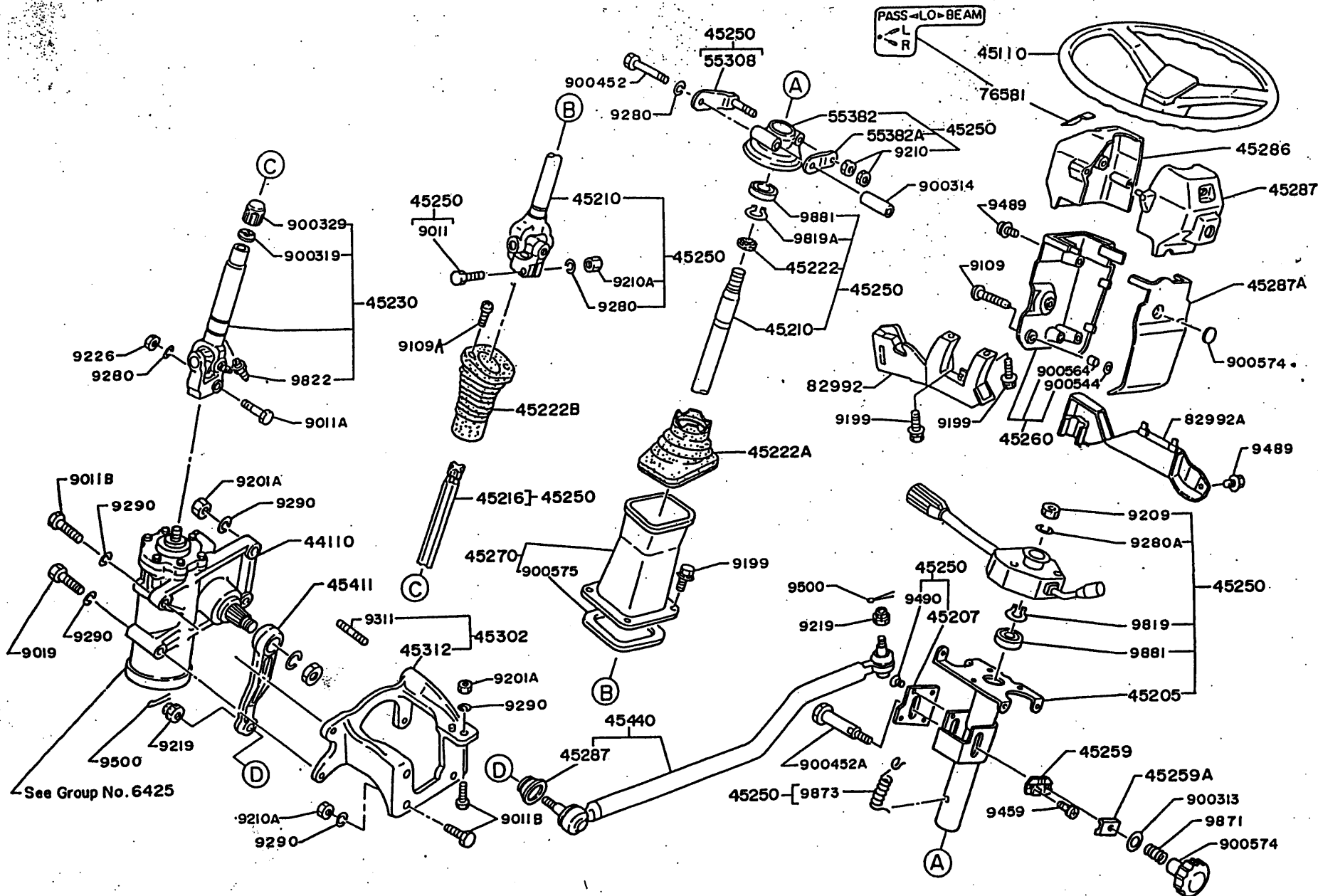
PART NUMBER	QUANTITY										REVISION					
	A	B	C	D	E	F	G	H	I	J	K	L	M	N	O	REF.CODE
----- : 9011 : BOLT *-----*																
----- : 9011-08200 : 1 1 *-----*	1	1														
----- : 9011 A : BOLT *-----*																
----- : 9011-08160 : 4 4 *-----*	4	4														
----- : 9011 B : BOLT *-----*																
----- : 9011-06200 : 1 1 *-----*	1	1														
----- : 9031 : BOLT *-----*																
----- : 9031-08450 : 1 1 *-----*	1	1														
----- : 9191 : BOLT *-----*																
----- : 9191-06252 : 3 3 *-----*	3	3														
----- : 9191 A : BOLT *-----*																
----- : 9191-06162 : 3 3 *-----*	3	3														
----- : 9200 : NUT *-----*																
----- : 9200-08070 : 1 1 *-----*	1	1														
----- : 9200 A : NUT *-----*																
----- : 9200-10080 : 1 1 *-----*	1	1														
----- : 9200 B : NUT *-----*																
----- : 9200-05040 : 2 2 *-----*	2	2														
----- : 9200 C : NUT *-----*																
----- : 9200-06050 : 1 1 *-----*	1	1														
----- : 9209 : NUT *-----*																
----- : 9209-08121 : 1 1 : 9209-08121 : 6 5 *-----*	1	1														
----- : 9209 A : NUT *-----*																
----- : 9209-06111 : 1 1 *-----*	1	1														
----- : 9260 : WASHER, PLAIN *-----*																
----- : 9260-10220 : 1 1 *-----*	1	1														
----- : 9280 : LOCKWASHER *-----*																
----- : 9280-10250 : 1 1 *-----*	1	1														



6100

ENGINE CONTROL (CAB)

PART NUMBER	Q U A N T I T Y										REVISION					
	A	B	C	D	E	F	G	H	I	J	K	L	M	N	O	REF.CODE
* RB145KA (AEA,AGA, AHA,AKA,ANA) B RB145KA (AGK,AGN)																
* : 9280 A : LOCKWASHER * : 9280-05130			2	2												
* : 9509 : PIN * : 9509-01101			1	-												
* : 9511 : PIN,CLEVIS * : 9511-06170			1	-												
* : 9769 : CLAMP * : 9769-01130			2	2												
* : 9775 : CLIP * : 9775-05010 * : 9775-08010			2	-												
* : 9777 : CLIP * : 9777-05080			2	-												
* : 9867 : BUSHING * : 9867-14112			2	2												
* : 9873 : SPRING,TENSION * : 9873-01161			1	1												



PART NUMBER	QUANTITY										REVISION					
	A	B	C	D	E	F	G	H	I	J	K	L	M	N	O	REF.CODE
A RB145KA ALL B RB145KA (AGA, AGN, AHA, AKA, ANA)																
44110	GEAR ASSY, PS (SEE, G-NO. 6425)															
44110-1400	1	1														
45110	WHEEL ASSY, STRG L/HORN BUTTON															
45110-1200	1	-														
45110-1360	(COMPONENTS, SEE GROUP NO. 6490-6440B OR LOCATION NO. 2-E10)															
45205	TUBE SUB ASSY, STRG COLUMN															
(45205-1713) V 01	1	-														
45205-1713	1	1														
45207	PLATE SUB ASSY, STRG COLUMN ADJ															
45207-1011	1	1														
45210	SHAFT ASSY, STRG															
45210-1110	1	1														
45216	SHAFT, STRG SLIDING															
OR 45216-1520	1	-														
(45216-1420) V 02	1	-														ST220992
45216-1590	1	1														
45222	COVER, STRG SHAFT DUST															
45222-1200	1	-														ST220881
45222-1360	-	1														
45222 B	COVER, STRG SHAFT DUST															
(45222-1320) V 01	1	-														
45222-1510	1	1														
45222A																
(45222-1210) V 04	1	-														ST220968

PART NUMBER	QUANTITY										REVISION					
	A	B	C	D	E	F	G	H	I	J	K	L	M	N	O	REF.CODE
45222A																
45222-1210	1	-														
45230	JOINT ASSY, STRG SHAFT UNIV															
(45230-1412) V 01	1	-														
(45230-1550) V 01	1	-														
45230-1550	1	1														
45250	COLUMN ASSY STRG															
(45250-2010) V 01	1	-														
(45250-2130) V 02	1	-														ST220992
45250-2131	1	1														
45259	PLATE, STRG COLUMN ADJ															
45259-1021	1	1														
45259 A	PLATE, STRG COLUMN ADJ															
45259-1010	1	1														
45260	COVER ASSY, STRG COLUMN, RH															
45260-1060	1	-														
45260-1110	-	1														
45270	COVER ASSY, STRG COLUMN, LH															
45270-1060	1	-														ST221000
45270-1110	-	1														
45286	COVER, STRG COLUMN, RH UPR															
45286-1100	1	-														
45286-1720	-	1														
45287	COVER, STRG COLUMN, LH LWR															
45287-1170	1	-														
45287-1410	-	1														



PART NUMBER	Q U A N T I T Y										REVISION					
	A	B	C	D	E	F	G	H	I	J	K	L	M	N	O	REF.CODE
A RB15KA ALL																

: 45287A :	COVER, STR COLUMN															

: 45287-1290 :	1	-														

: 45287-1420 :	-	1														

: 45302 :	BRACKET SUB ASSY, STRG GEAR															

: 45302-1370 :	1	1														

: 45312 :	BRACKET, STRG GEAR															

: 45312-1500 :	1	1														

: 45411 :	ARM, PITMAN															

: (45411-2660) :	1	-														

: 45411-2660 :	1	1														

: 45440 :	LINK ASSY, STRG DRAG															

: (45440-4570) :	1	-														

: 45440-4570 :	1	1														

: 55308 :	BRACKET SUB ASSY, STRG COLUMN															

: 55308-1210 :	1	1														

: 55382 :	BRACKET, STRG COLUMN															

: 55382-1061 :	1	1														

: 55382 A :	BRACKET, STRG COLUMN															

: 55382-1190 :	1	1														

: 76581 :	PLATE, CAUTION COMPLETE															

: 76581-3540 :	1	1														

: 82992 :	PROTECTOR, CABLE															

: (82992-1090) :	1	-														

: 82992-1090 :	1	1														

: 82992 A :	PROTECTOR, CABLE															

: 82992-1100 :	1	1														

: 900313 :	WASHER, THRUST															

: 9003-13298 :	1	1														

: 900314 :	COLLAR															

: 9003-14151 :	1	1														



PART NUMBER	Q U A N T I T Y										REVISION					
	A	B	C	D	E	F	G	H	I	J	K	L	M	N	O	REF.CODE

: 900319 :	SEAL, DUST															

: 9003-19119 :	1	1														

: 900329 :	RETAINER															

: 9003-29130 :	1	1														

: 900452 :	BOL															

: (9004-52102) :	1	-														

: 9004-52102 :	1	1														

: 900452A :	BOL															

: 9004-52121 :	1	1														

: 900544 :	CUSHION															

: 9005-44177 :	1	1														

: 900564 :	COLLAR															

: 9005-64111 :	1	1														

: 900574 :	KNOB															

: 9005-74115 :	1	-														

: 9005-74130 :	-	1														

: 900575 :	WEATHERSTRIP															

: 9005-75174 :	1	1														

: 9011 :	BOL															

: (9011-10450) :	1	-														

: 9011-10451 :	1	1														

: 9011 A :	BOL															

: 9011-10501 :	1	1														

: 9011 B :	BOL															

: (*****):																

: 9011-14351 :	4	4														

: (9011-14401) :	6	-														

: 9011-14401 :	2	2														

: 9019 :	BOL															

: 9019-14136 :	1	1														

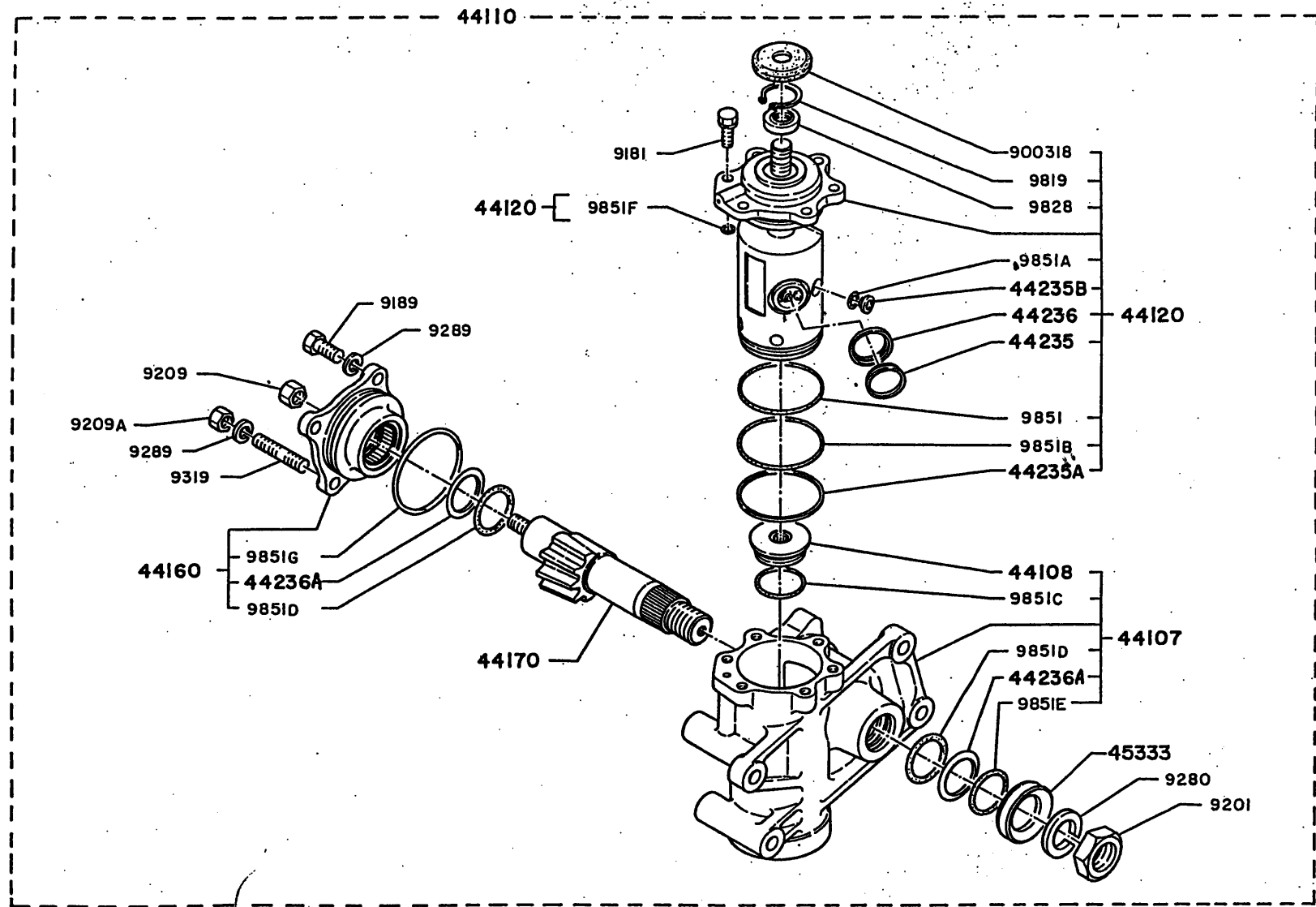
PART NUMBER	QUANTITY										REVISION					
	A	B	C	D	E	F	G	H	I	J	K	L	M	N	O	REF.CODE
RB145KA ALL																
* 9109 : BOL																
* 9109-05158	3	3														
* 9109 A : BOL																
* 9109-05161	2	2														
* 9199 : BOL																
* 9199-06118	6	6														
* 9201 A : NUT																
* 9201-14110	5	5														
* 9209 : NUT																
* 9209-20106	1	1														
* 9210 : NUT LOCK																
* 9210-08050	2	2														
* 9210 A : NUT LOCK																
* 9210-10060	1	1														
* 9219 : NUT																
* 9219-14127	2	2														
* 9226 : NUT LOCK																
* 9226-10100	1	1														
* 9280 : LOCKWASHER																
* 9280-10250	3	3														
* 9280 A : LOCKWASHER																
* 9280-20510	1	1														
* 9290 : LOCKWASHER																
* 9290-14420	8	8														
* 9311 : STUD																
* 9311-14380	1	1														
* 9459 : RIVET																
* 9459-04114	2	2														

PART NUMBER	QUANTITY										REVISION					
	A	B	C	D	E	F	G	H	I	J	K	L	M	N	O	REF.CODE
* 9489 : BOL																
* 9489-05124	6	6														
* 9490 : BOL																
* 9490-05080	4	4														
* 9500 : PIN COTTER																
* 9500-30250	2	2														
* 9819 : RING, RETAINER OR SPRING																
OR 9819-19104	1	1														(T= 1.50)
OR 9819-25107	1	1														(T= 1.40)
OR 9819-25108	1	1														(T= 1.60)
OR 9819-25109	1	1														(T= 1.80)
OR 9819-25110	1	1														(T= 2.00)
OR 9819-25111	1	1														(T= 2.20)
OR 9819-25113	1	1														(T= 1.50)
OR 9819-25114	1	1														(T= 1.70)
OR 9819-25116	1	1														(T= 1.45)
OR 9819-25117	1	1														(T= 1.55)
OR 9819-25118	1	1														(T= 1.65)
* 9819 A : RING, RETAINER OR SPRING																
OR 9819-25107	1	1														(T= 1.40)
OR 9819-25108	1	1														(T= 1.60)
OR 9819-25109	1	1														(T= 1.80)
OR 9819-25113	1	1														(T= 1.50)
OR 9819-25114	1	1														(T= 1.70)
* 9822 : FITTING, LUBRICATION																
* 9822-06101	1	1														
* 9871 : SPRING, COMPRESSION																
* 9871-01190	1	1														
* 9873 : SPRING, TENSION																
* (9873-02168)	1	-														
V 04																

* 9881 : BEARING, BALL																
* (9881-25101)	2	-														
V 02																
* 9881-25131	2	2														

ST220881

ST220881



PART NUMBER	Q U A N T I T Y										REVISION					
	A	B	C	D	E	F	G	H	I	J	K	L	M	N	O	REF. CODE
ASSY NO. 44110-1400																
* 44107 * HOUSING SUB ASSY, PS GEAR																
44107-1160	1															
* 44108 * PLUG SUB ASSY, CYLINDER END																
44108-1040	1															
* 44110 * GEAR ASSY, PS																
44110-1400	1															
* 44120 * BALL AND NUT ASSY, PS GEAR																
44120-1210	1															
* 44160 * COVER ASSY, PS GEAR, SIDE																
44160-1090	1															
* 44170 * SHAFT ASSY, PS SECTOR																
44170-1100	1															
* 44235 * SEAL, SLIPPER																
44235-1250	2															
* 44235 A * SEAL, SLIPPER																
44235-1270	1															
* 44235 B * SEAL, SLIPPER																
44235-1260	2															
* 44236 * RING, BACK UP																
44236-1300	2															
* 44236 A * RING, BACK UP																
44236-1310	2															
* 45333 * SEAL, STRG GEAR DUST																
45333-1120	1															
* 900318 * COVER, DUST																
9003-18146	1															



PART NUMBER	Q U A N T I T Y										REVISION					
	A	B	C	D	E	F	G	H	I	J	K	L	M	N	O	REF. CODE
* 9181 * BOL																
9181-10250	5															
* 9189 * BOL																
9189-12111	3															
* 9201 * NUT																
9201-27200	1															
* 9209 * NUT																
9209-14145	1															
* 9209 A * NUT																
9209-12150	1															
* 9280 * LOCKWASHER																
9280-27680	1															
* 9289 * LOCKWASHER																
9289-12111	4															
* 9319 * STUD																
9319-12104	1															
* 9819 * RING, RETAINER OR SPRING																
9819-34102	1															
* 9828 * SEAL, OIL																
9828-18108	1															
* 9851 * O-RING																
9851-74111	1															
* 9851 A * O-RING																
9851-70108	2															
* 9851 B * O-RING																
9851-71105	1															
* 9851 C * O-RING																
9851-39110	1															

2-K9

6425

INTEGRAL POWER STEERING GEAR

PART NUMBER	Q U A N T I T Y										REVISION					
	A	B	C	D	E	F	G	H	I	J	K	L	M	N	O	REF. CODE
A ASSY NO. 44110-1000																

: 9851 D : O-RING																

9851-49108 1																

: 9851 E : O-RING																

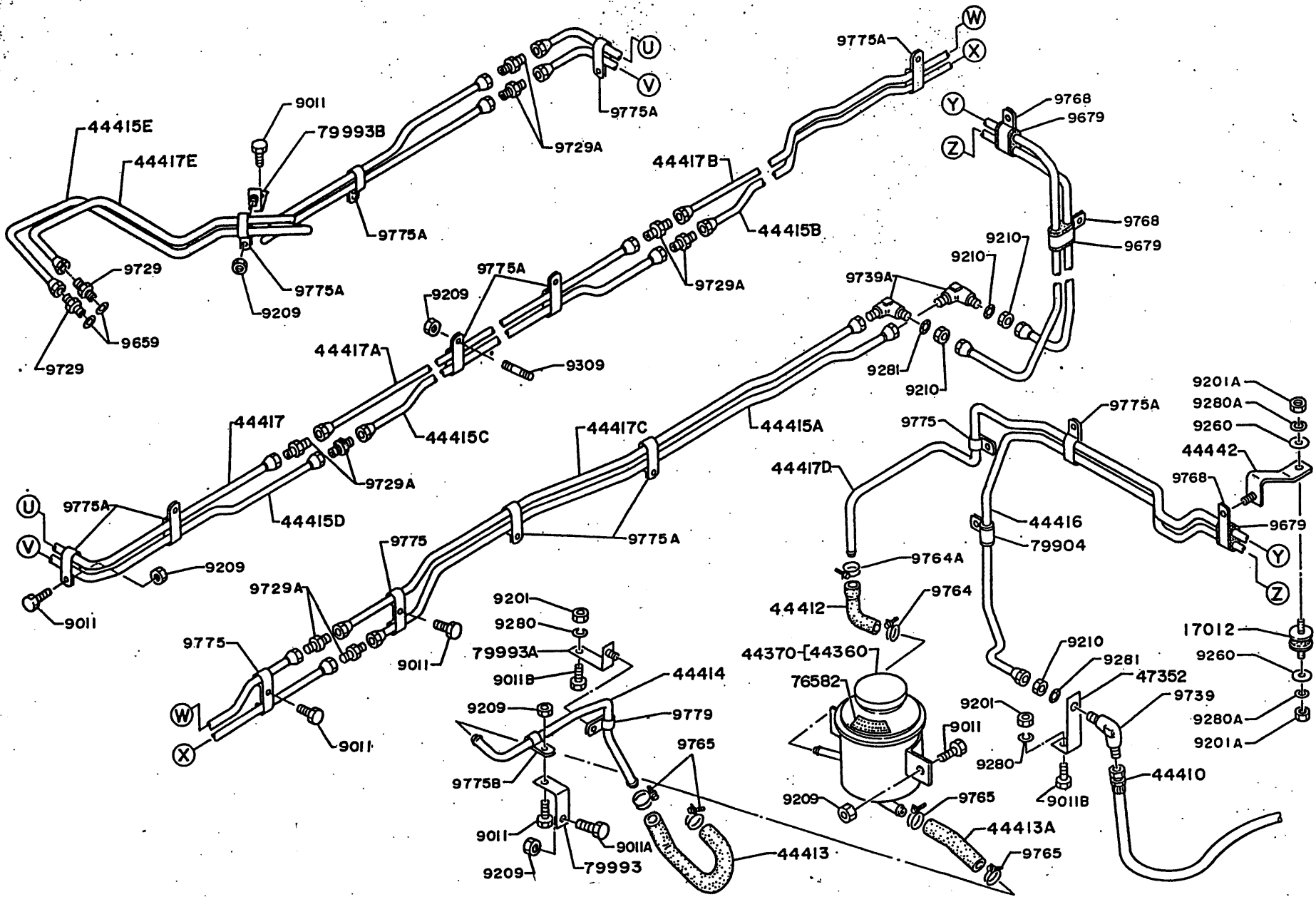
9851-38101 1																

: 9851 F : O-RING																

9851-49108 1																

: 9851 G : O-RING																

9851-77102 1																



6460-A



2-B10

6460

POWER STEERING OIL PIPING

6460

POWER STEERING OIL PIPING

PART NUMBER	QUANTITY										REVISION					
	A	B	C	D	E	F	G	H	I	J	K	L	M	N	O	REF.CODE
A RB145KA ALL																

: 17012 :	CUSHION SUB ASSY,EXH PIPE															

: 17012-1170 :	1															

: 44360 :	RESERVOIR ASSY,PS															

: 44360-1910 :	1															

: 44370 :	RESERVOIR ASSY,PS EXPORT															

: 44370-1120 :	1															

: 44410 :	HOSE ASSY,OIL															

: 44410-2850 :	1															

: 44412 :	HOSE,RETURN															

: 44412-1090 :	1															

: 44413 :	HOSE,SUCTION															

: 44413-1590 :	1															

: 44413 A :	HOSE,SUCTION															

: 44413-1600 :	1															

: 44414 :	PIPE,SUCTION															

: 44414-1850 :	1															

: 44415 A :	PIPE,FEED															

: 44415-8061 :	1															

: 44415 B :	PIPE,FEED															

: 44415-8071 :	1															

: 44415 C :	PIPE,FEED															

: 44415-8080 :	1															

: 44415 D :	PIPE,FEED															

: (44415-8130) :	1															

: V 02 :																
: 44417-7491 :	1															

PART NUMBER	QUANTITY										REVISION					
	A	B	C	D	E	F	G	H	I	J	K	L	M	N	O	REF.CODE

: 44415 E :	PIPE,FEED															

: 44415-8100 :	1															

: 44416 :	PIPE,RETURN															

: 44416-1871 :	1															

: 44417 :	PIPE,RETURN															

: 44417-7461 :	1															

: 44417 A :	PIPE,RETURN															

: 44417-7470 :	1															

: 44417 B :	PIPE,RETURN															

: 44417-7481 :	1															

: 44417 C :	PIPE,RETURN															

: 44417-7491 :	1															

: 44417 D :	PIPE,RETURN															

: 44417-7502 :																

: V 02 :																
: 44417-7503 :																

: 44417 E :	PIPE,RETURN															

: 44417-7450 :	1															

: 44442 :	BRACKET,PS PIPE															

: 44442-1920 :	1															

: 47352 :	BRACKET,PIPE JOINT															

: 47352-1670 :	1															

: 76582 :	PLATE,CAUTION PS															

: OR 76582-1370 :	1															

: OR 76582-1380 :	1															

: OR 76582-1390 :	1															

: OR 76582-1400 :	1															

: 79904 :	CLIP SUB ASSY															

: 79904-1730 :	1															

: 79993 :	HOLDER,CLIP															

: 79993-1161 :	1															

: 79993 A :	HOLDER,CLIP															

: 79993-3480 :	1															

RBB20343

RBB50052

(CHN
(FRN
(SPN
(ARABIC



6460

POWER STEERING OIL PIPING

2-C10

6460

POWER STEERING OIL PIPING

PART NUMBER	Q U A N T I T Y										REVISION					
	A	B	C	D	E	F	G	H	I	J	K	L	M	N	O	REF.CODE
A RB145KA ALL																

: 79993 B : HOLDER,CLIP																

: 79993-7140	1															

: 9011 : BOLT																

: 9011-08160	8															

: 9011 A : BOLT																

: 9011-08200	1															

: 9011 B : BOLT																

: 9011-10200	2															

: 9201 : NUT																

: 9201-10080	2															

: 9201 A : NUT																

: 9201-06050	2															

: 9209 : NUT																

: 9209-08121	33															

: 9210 : NUT, LOCK																

: 9210-20090	3															

: 9260 : WASHER, PLAIN																

: 9260-06220	2															

: 9280 : LOCKWASHER																

: 9280-10250	2															

: 9280 A : LOCKWASHER																

: 9280-06150	2															

: 9281 : LOCKWASHER, INTERNAL TOOTH																

: 9281-20320	3															

: 9309 : STUD																

: 9309-08101	12															

: 9659 : WASHER, SOFT																

: 9659-18103	2															

-284-

CAT.NO. RB1013

PART NUMBER	Q U A N T I T Y										REVISION					
	A	B	C	D	E	F	G	H	I	J	K	L	M	N	O	REF.CODE

: 9679 : GROMMET																

: 9679-12112	3															

: 9729 : CONNECTOR																

: 9729-12156	2															

: 9729 A : CONNECTOR																

: 9729-12166	8															

: 9739 : ELBOW																

: 9739-12121	1															

: 9739 A : ELBOW																

: 9739-12140	2															

: 9764 : CLAMP																

: 9764-01820	1															

: 9764 A : CLAMP																

: 9764-02020	2															

: 9765 : CLAMP																

: 9765-02520	6															

: 9768 : CLIP																

: 9768-20020	3															

: 9775 : CLIP																

: 9775-12010	6															

: 9775 A : CLIP																

: 9775-12020	23															

: 9775 B : CLIP																

: 9775-16010	1															

: 9779 : CLIP																

: 9779-16101	5															

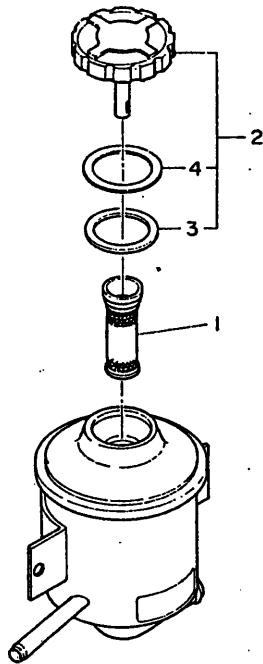
-285-

CAT.NO. RB1013

2-D10

6490-6411W RESERVOIR, OIL, POWER STEERING

6490-6411W RESERVOIR, OIL, POWER STEERING



6411W
I-NO.20

PART NUMBER	Q U A N T I T Y										REVISION				
	A	B	C	D	E	F	G	H	I	J	K	L	M	N	O

:ASSY PARTS:	RESERVOIR ASSY,PS														

44360-1910	*											(ENG)	I-NO.20	

: 1. :	STRAINER,OIL RESVR														

47228-1050	1														

: 2. :	CAP SUB ASSY,RESVR														

44305-1220	1														

: 3. :	SEAL,DUST														

9003-19151	1														

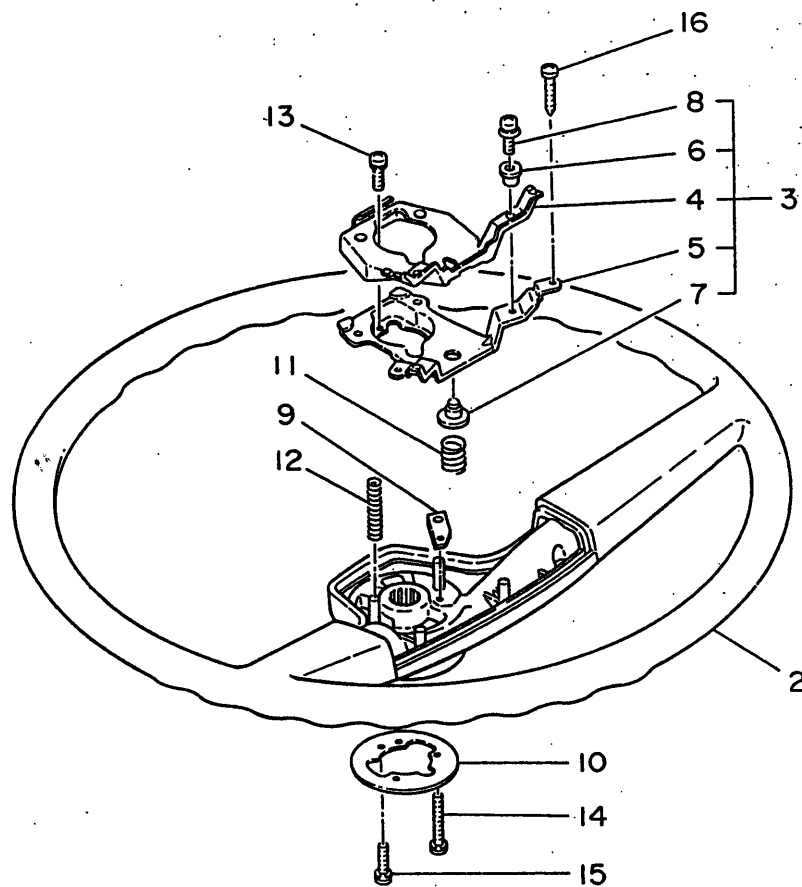
: 4. :	SPACER														

9003-12462	1														

2-E10

6490-6440B WHEEL, STEERING

6440B
1-NO. 20



2-F10

6490-6440B WHEEL, STEERING

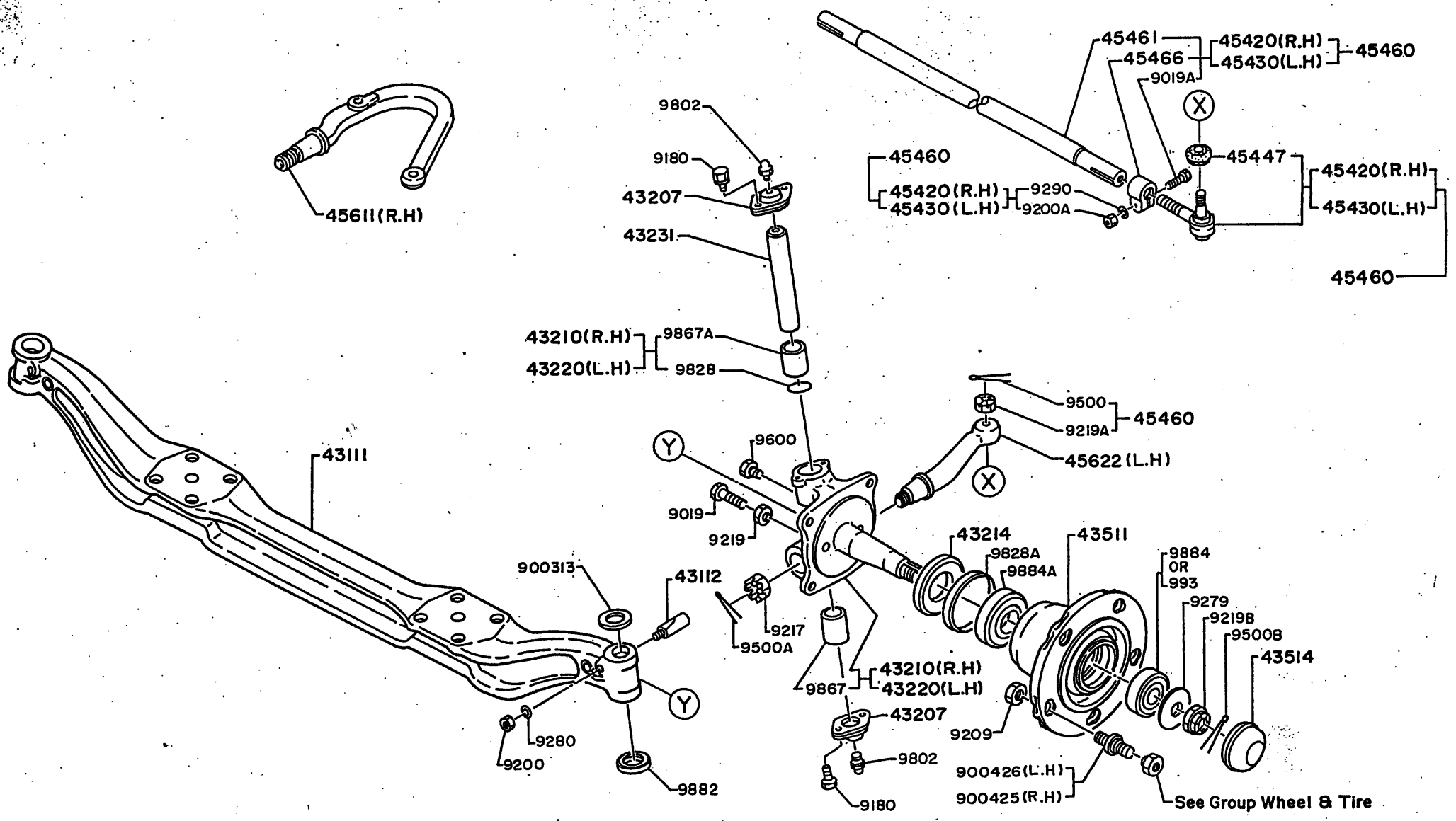
6490-6440B WHEEL, STEERING

PART NUMBER	Q U A N T I T Y														REVISION
	A	B	C	D	E	F	G	H	I	J	K	L	M	N	O
-----	ASSEMBLY PARTS: WHEEL ASSY, STRG L/HORN BUTTON														
-----	45110-1200 *														
-----	2. WHEEL SUB ASSY, STRG														
-----	45102-1220 1														
-----	3. PLATE ASSY, HORN BUTTON CONTACT														
-----	45140-1010 1														
-----	4. PLATE, HORN BUTTON CONTACT														
-----	45136-1080 1														
-----	5. PLATE, HORN BUTTON CONTACT														
-----	45136-1070 1														
-----	6. SPACER														
-----	9003-12305 4														
-----	7. SPACER														
-----	9003-12304 1														
-----	8. BOLT														
-----	9489-03104 4														
-----	9. PLATE, HORN BUTTON LEAD, UPR														
-----	45192-1040 1														
-----	10. PLATE, CONNECTING														
-----	45191-1030 1														
-----	11. SPRING, COMPRESSION														
-----	9871-01196 1														
-----	12. SPRING, COMPRESSION														
-----	9871-01195 2														
-----	13. BOLT														
-----	9489-03104 1														
-----	14. BOLT														
-----	9489-03103 1														
															I-NO.20

PART NUMBER	Q U A N T I T Y														REVISION
	A	B	C	D	E	F	G	H	I	J	K	L	M	N	O
-----	15. BOLT														
-----	9109-03130 2														
-----	16. BOLT														
-----	9109-04177 2														

2-G10

6600 FRONT AXLE



6600-A



BF11-104-00X 00X02 (6600)

PART NUMBER	Q U A N T I T Y										REVISION					
	A	B	C	D	E	F	G	H	I	J	K	L	M	N	O	REF. CODE
A RB14SKA(AEA,AGA,AGK,AHA,AKA,ANA) B RB14SKA-AGN																
----- : 43111 : I-BEAM,FR AXLE *-----*																
----- : 43111-1520 : 1 1 *-----*																
----- : 43112 : PIN,KING PIN LOCK *-----*																
----- : 43112-1030 : 2 2 *-----*																
----- : 43207 : COVER SUB ASSY,STRG KNUCKLE OIL SEAL *-----*																
----- : 43207-1120 : 4 4 *-----*																
----- : 43210 : KNUCKLE ASSY,STRG,RH *-----*																
----- : 43210-1860 : 1 1 *-----*																
----- : 43214 : GUIDE,OIL SEAL *-----*																
----- : 43214-1170 : 2 2 *-----*																
----- : 43220 : KNUCKLE ASSY,STRG,LH *-----*																
----- : 43220-1860 : 1 1 *-----*																
----- : 43231 : PIN,KING *-----*																
----- : 43231-1320 : 2 2 *-----*																
----- : 43511 : HUB,FR AXLE *-----*																
----- : 43511-2150 : 2 - (43511-2180) - 2 V 01 - 2 *-----*																
----- : 43514 : CAP,FR HUB *-----*																
----- : 43514-1160 : 2 2 *-----*																
----- : 45420 : END ASSY,TIE ROD,RH *-----*																
----- : 45420-1770 : 1 1 *-----*																
----- : 45430 : END ASSY,TIE ROD,LH *-----*																
----- : 45430-1770 : 1 1 *-----*																
----- : 45447 : SEAL,BALL JOINT DUST *-----*																
----- : 45447-1310 : 2 2 *-----*																
----- : 45460 : ROD ASSY,TIE *-----*																
----- : 45460-1621 : 1 1 *-----*																

PART NUMBER	Q U A N T I T Y										REVISION					
	A	B	C	D	E	F	G	H	I	J	K	L	M	N	O	REF. CODE
----- : 45461 : ROD,STRG TIE *-----*																
----- : 45461-1721 : 1 1 *-----*																
----- : 45466 : CLAMP *-----*																
----- : 45466-1050 : 2 2 *-----*																
----- : 45611 : ARM,STRG KNUCKLE,RH *-----*																
----- : (45611-2030) : 1 1 V 02 : (45611-2031) : 1 1 V 02 : 45611-2032 : 1 1 *-----*																FA220865 FA220866
----- : 45622 : ARM,TIE ROD,LH *-----*																
----- : 45622-1530 : 1 1 *-----*																
----- : 900313 : WASHER,THRUST *-----*																
----- : (9003-13308) : 2 2 V 01 (T=1.9) OR 9003-13408 : 2 2 (T=1.9) (9003-13309) : 2 2 (T=2) V 01 (T=2.0) OR 9003-13409 : 2 2 (T=2.1) (9003-13310) : 2 2 (T=2.1) V 01 (T=2.1) OR 9003-13410 : 2 2 (T=2.2) (9003-13311) : 2 2 (T=2.2) V 01 (T=2.2) OR 9003-13411 : 2 2 (T=2.3) (9003-13312) : 2 2 (T=2.3) V 01 (T=2.3) OR 9003-13412 : 2 2 (T=2.4) (9003-13313) : 2 2 (T=2.4) V 01 (T=2.4) OR 9003-13413 : 2 2 (T=2.5) (9003-13314) : 2 2 (T=2.5) V 01 (T=2.5) OR 9003-13414 : 2 2 (T=2.6) (9003-13315) : 2 2 (T=2.6) V 01 (T=2.6) OR 9003-13415 : 2 2 (T=2.6) *-----*																
----- : 900425 : BOLT,HUB,RH *-----*																
----- : 9004-25177 : - 5 (9004-25173) : 5 - V 01 : 9004-25183 : 5 - *-----*																
----- : 900426 : BOLT,HUB,LH *-----*																
----- : 9004-26150 : - 5 (9004-26146) : 5 - V 01 : 9004-26158 : 5 - *-----*																
----- : 9019 : BOLT *-----*																
----- : (9019-12181) : 2 2 *-----*																

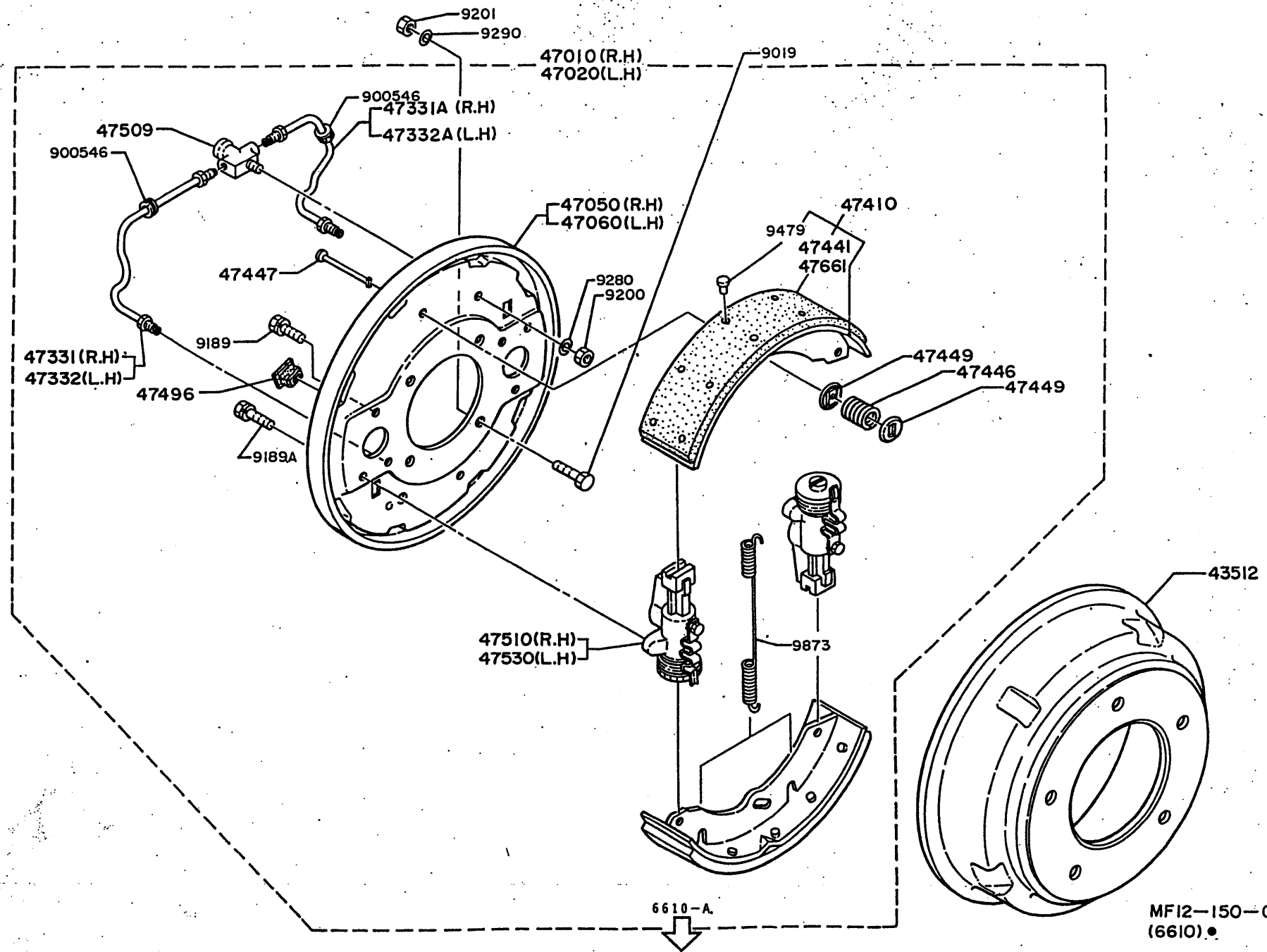


PART NUMBER	QUANTITY										REVISION					
	A	B	C	D	E	F	G	H	I	J	K	L	M	N	O	REF.CODE
A RB145KA (AEA, AGA, AGK, AHA, AKA, ANA) B RB145KA-AGN																
---CONT.--- : 9019 : BOL																
V 01 9019-12181 (***** V 05 9019-12440	2	-														FA220779
--- : 9019 A : BOL																
--- 9019-12441	2	2														
--- : 9180 : BOL																
--- 9180-08160	8	8														
--- : 9200 : NUT																
--- 9200-10080	2	2														
--- : 9200 A : NUT																
--- 9200-12100	2	2														
--- : 9209 : NUT																
--- 9209-18119	10	10														
--- : 9217 : NUT SLOTTED																
--- 9217-24270	2	2														
--- : 9219 : NUT																
--- 9219-12126	2	2														
--- : 9219 A : NUT																
--- 9219-14127	2	2														
--- : 9219 B : NUT																
--- 9219-27101	2	2														
--- : 9279 : WASHER, LOCK																
--- 9279-27109	2	2														
--- : 9280 : LOCKWASHER																
--- 9280-10250	2	2														
--- : 9290 : LOCKWASHER																
--- 9290-12360	2	2														

PART NUMBER	QUANTITY										REVISION					
	A	B	C	D	E	F	G	H	I	J	K	L	M	N	O	REF.CODE
--- : 9500 : PIN, COTTER																
--- 9500-30250	2	2														
--- : 9500 A : PIN, COTTER																
--- 9500-50400	2	2														
--- : 9500 B : PIN, COTTER																
--- (9500-50450) V 01 9500-50400	2	2														
--- : 9600 : PLUS																
--- 9600-12090	2	2														
--- : 9802 : FITTING, LUBRICATION																
--- 9802-10102	4	4														
--- : 9828 : SEAL, OIL																
--- 9828-35117	2	2														
--- : 9828 A : SEAL, OIL																
--- 9828-85106	2	2														
--- : 9867 : BUSHING																
--- 9867-35122	2	2														
--- : 9867 A : BUSHING																
--- 9867-35123	2	2														
--- : 9882 : BEARING, THRUST																
--- 9882-35106	2	2														
--- : 9884 : BEARING, TAPERED ROLLER																
--- 9884-35105	2	2														
--- : 9884 A : BEARING, TAPERED ROLLER																
--- 9884-50110	2	2														
--- : 993 : BEARING, TAPERED ROLLER																
--- 993-322070	2	2														

2-J10

6610 FRONT WHEEL BRAKE



6610-A

MF12-150-00X00X02
(6610) ●

PART NUMBER	Q U A N T I T Y										REVISION					
	A	B	C	D	E	F	G	H	I	J	K	L	M	N	O	REF.CODE
A RB145KA(AEA,AGA,AGK,AHA,AKA,ANA) B RB145KA-AGN																
----- : 43512 : DRUM, BRAKE *-----*																
----- : 43512-2440 : *-----* : 43512-2610 :			2													
----- : 47010 : BRAKE ASSY, FR, RH *-----*																
----- : 47010-1591 :			1													
----- : 47020 : BRAKE ASSY, FR, LH *-----*																
----- : 47020-1591 :			1													
----- : 47050 : PLATE ASSY, BRAKE BACKING, FR, RH *-----*																
----- : 47050-1290 :			1													
----- : 47060 : PLATE ASSY, BRAKE BACKING, FR, LH *-----*																
----- : 47060-1240 :			1													
----- : 47331 : PIPE, OIL *-----*																
----- : 47331-2940 :			1													
----- : 47331 A : PIPE, OIL *-----*																
----- : 47331-2950 :			1													
----- : 47332 : PIPE, OIL *-----*																
----- : 47332-3210 :			1													
----- : 47332 A : PIPE, OIL *-----*																
----- : 47332-3220 :			1													
----- : 47410 : SHOE ASSY *-----*																
----- : 47410-2910 :			4													
----- : 47441 : LINING, BRAKE SHOE *-----*																
----- : 47441-4960 :			4													(STD. NBK)
----- : 47446 : SPRING, BRAKE SHOE HOLD DOWN *-----*																
----- : 47446-1230 :			4													
----- : 47447 : PIN, BRAKE SHOE HOLD DOWN *-----*																
----- : 47447-1250 :			4													

PART NUMBER	Q U A N T I T Y										REVISION					
	A	B	C	D	E	F	G	H	I	J	K	L	M	N	O	REF.CODE
----- : 47449 : SEAT, BRAKE SHOE HOLD DOWN SPG *-----*																
----- : 47449-1080 :			8													
----- : 47496 : PLUS, HOLE *-----*																
----- : 47496-1460 :			6													
----- : 47509 : JOINT SUB ASSY, OIL PIPE *-----*																
----- : 47509-1570 :			2													
----- : 47510 : CYLINDER ASSY, FR WHEEL BRAKE, RH *-----*																
----- : 47510-1261 :			2													
(COMPONENTS, SEE GROUP NO. 6690-6612B OR LOCATION NO.2-A11)																
----- : 47530 : CYLINDER ASSY, FR WHEEL BRAKE, LH *-----*																
----- : 47530-1261 :			2													
(COMPONENTS, SEE GROUP NO. 6690-6612B OR LOCATION NO.2-A11)																
----- : 47661 : LINING, BRAKE SHOE, FR *-----*																
----- : 47661-1220 :			4													(0.50 OS NBK)
----- : 900546 : GROMMET *-----*																
----- : 9005-46171 :			4													
----- : 9019 : BOLT *-----*																
----- : 9019-12140 :			8													
----- : 9189 : BOLT *-----*																
----- : 9189-12107 :			4													
----- : 9189 A : BOLT *-----*																
----- : 9189-10118 :			8													
----- : 9200 : NUT *-----*																
----- : 9200-10080 :			2													
----- : 9201 : NUT *-----*																
----- : 9201-12100 :			8													
----- : 9280 : LOCKWASHER *-----*																
----- : 9280-10250 :			2													



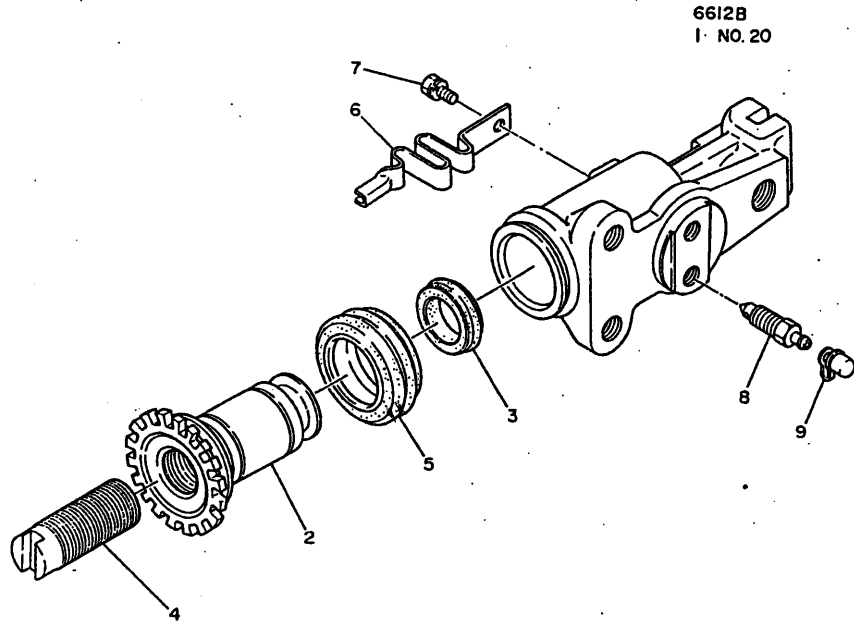
6610

FRONT WHEEL BRAKE

2-L10

PART NUMBER	Q U A N T I T Y										REVISION					
	A	B	C	D	E	F	G	H	I	J	K	L	M	N	O	REF. CODE
A RB145KA(AEA,AGA,AGK,AHA,AKA,ANA) B RB145KA-AGN																
----- : 9290 : LOCKWASHER *-----*																
9290-12360 . 8 8																
----- : 9479 : RIVET *-----*																
9479-06101 40 40																
----- : 9873 : SPRING,TENSION *-----*																
9873-03157 4 4																

6690-6612B CYLINDER, WHEEL BRAKE



PART NUMBER	Q U A N T I T Y										REVISION					
	A	B	C	D	E	F	G	H	I	J	K	L	M	N	O	REF. CODE
-----	CYLINDER ASSY, FR WHEEL BRAKE															
*ASSY PARTS:																

47510-1261	*	-														I-NO. 20
47530-1261	-	*														I-NO. 20

2.	PISTON ASSY, WHEEL CYL															

47620-1420	1	-														
47620-1410	-	1														

3.	CUP, WHEEL CYL PISTON															

47532-1350	1	1														

4.	BOLT, SHOE ADJ															

47475-1190	1	-														
47476-1120	-	1														

5.	BOOT, WHEEL CYL															

47536-1290	1	1														

6.	SPRING, ADJUSTER LOCK															

47555-1181	1	1														

7.	BOLT															

9189-06114	1	1														

8.	SCREW, AIR BLEEDER															

47537-1170	1	1														

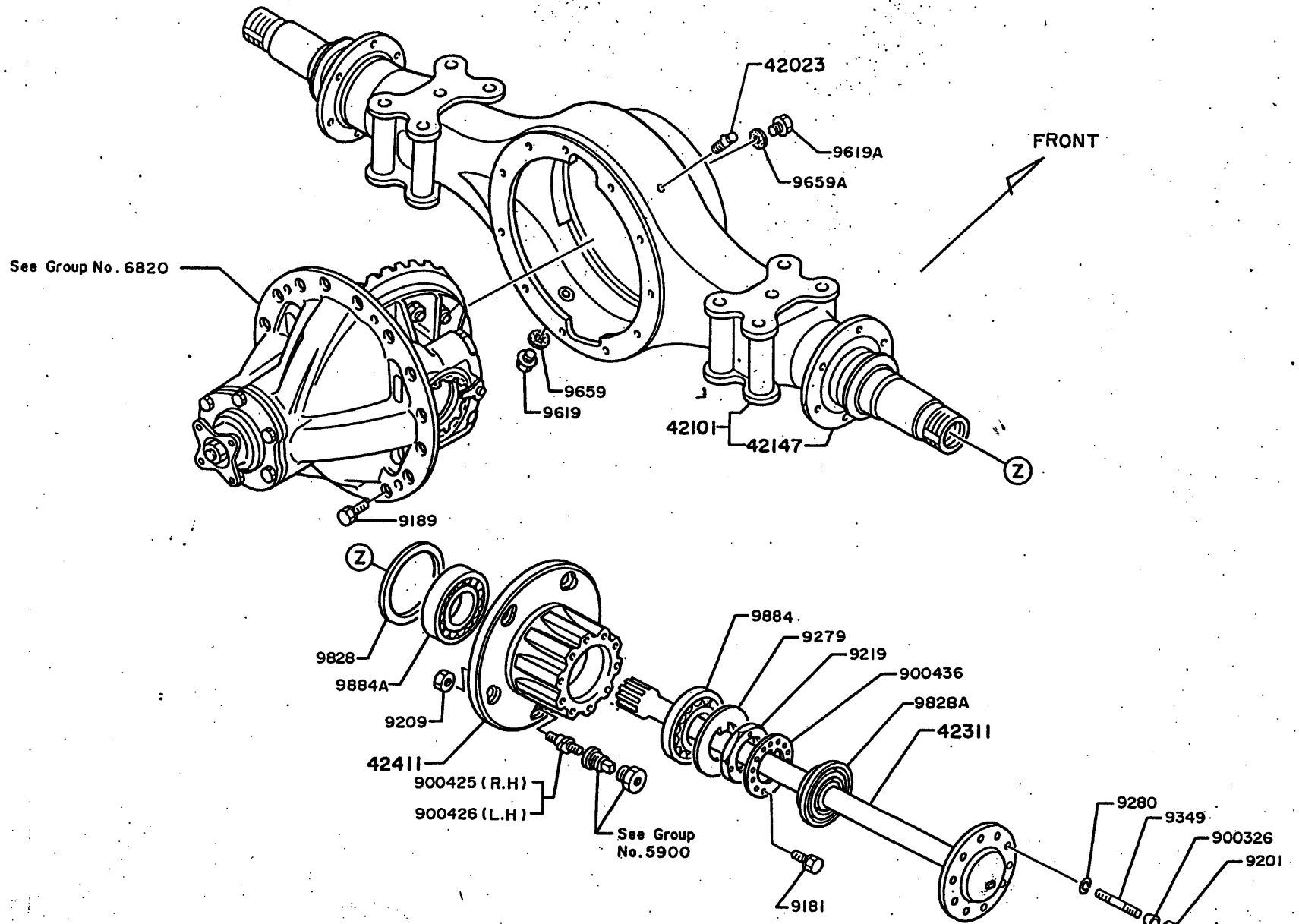
9.	CAP, AIR BLEEDER SCREW															

47538-1070	1	1														

2-B11

6800

REAR AXLE (FRONT)



2-C11

6800

REAR AXLE (FRONT)

PART NUMBER	QUANTITY										REVISION					
	A	B	C	D	E	F	G	H	I	J	K	L	M	N	O	REF.CODE
A RB145KA ALL																

: 42023 : BREATHER SUB ASSY,AIR																

: 42023-1141 : 1																

: 42101 : HOUSING,SUB ASSY,RR AXLE																

: 42101-5821 : 1																

: 42147 : GUIDE,OIL SEAL																

: (*****) V 05 42147-1110 : 2																RA211409

: 42311 : SHAFT,AXLE																

: 42311-2932 : 2																

: 42411 : HUB,RR AXLE																

: (42411-2031) V 01 42411-2032 : 2																

: 900326 : COLLAR,TAPER																

: 9003-26102 : 10																

: 900425 : BOLT,HUB,RH																

: 9004-25173 : 5																

: 9004-25183 : 5																

: 900426 : BOLT,HUB,LH																

: 9004-26146 : 5																

: 9004-26158 : 5																

: 900436 : PLATE,LOCK																

: 9004-36187 : 2																

: 9181 : BOLT																

: 9181-06160 : 4																

: 9189 : BOLT																

: 9189-12112 : 11																

: 9201 : NUT																

: 9201-10080 : 20																

: 9209 : NUT																

: 9209-18119 : 10																

6800

REAR AXLE (FRONT)

PART NUMBER	QUANTITY										REVISION					
	A	B	C	D	E	F	G	H	I	J	K	L	M	N	O	REF.CODE

: 9219 : NUT																

: 9219-55102 : 2																

: 9279 : WASHER,LOCK																

: 9279-56101 : 2																

: 9280 : LOCKWASHER																

: 9280-10250 : 20																

: 9349 : STUD																

: 9349-10103 : 20																

: 9619 : PLUS																

: (9619-18103) V 01 9619-18107 : 1																

: 9619 A : PLUS																

: 9619-30102 : 1																

: 9659 : WASHER,SOFT																

: 9659-18110 : 1																

: 9659 A : WASHER,SOFT																

: 9659-30102 : 1																

: 9828 : SEAL,OIL																

: 9828-01206 : 2																

: 9828 A : SEAL,OIL																

: (9828-48110) V 02 9828-48112 : 2																

: 9884 : BEARING,TAPERED ROLLER																

: 9884-55106 : 2																

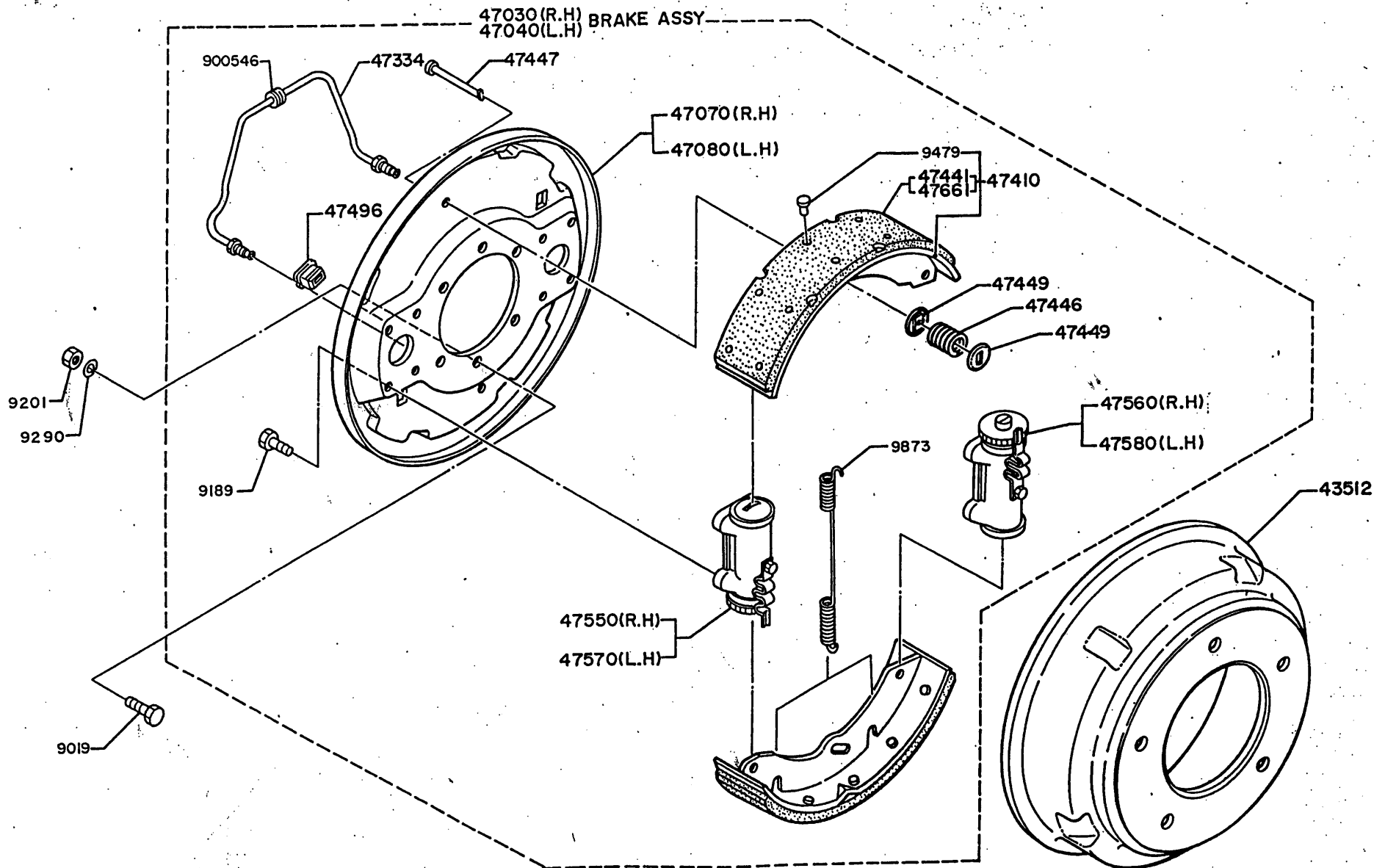
: 9884 A : BEARING,TAPERED ROLLER																

: 9884-63103 : 2																

2-D11

6810

REAR WHEEL BRAKE (FRONT)



6810-A.



MR12-150-00X00X02
(6810) ●

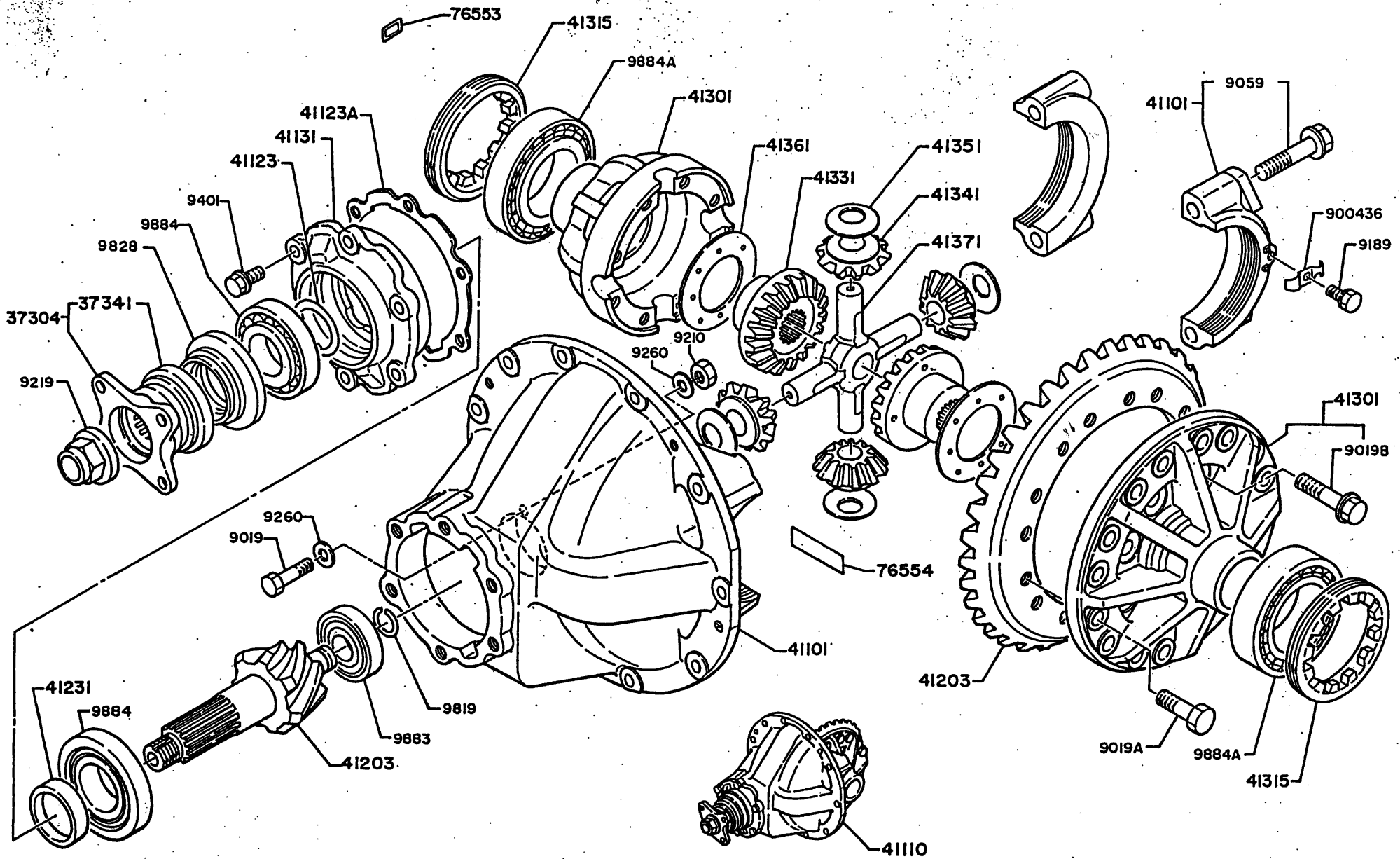
PART NUMBER	QUANTITY										REVISION					
	A	B	C	D	E	F	G	H	I	J	K	L	M	N	O	REF.CODE
A RB145KA ALL																
* : 43512 : DRUM, BRAKE																
* : 43512-2610 : 2																
* : 47030 : BRAKE ASSY, RR,																
* : 47030-1721 : 1																
* : 47040 : BRAKE ASSY, RR, LH																
* : 47040-1721 : 1																
* : 47070 : PLATE ASSY, BRAKE BACKING, RR, RH																
* : 47070-1340 : 1																
* : 47080 : PLATE ASSY, BRAKE BACKING, RR, LH																
* : 47080-1290 : 1																
* : 47334 : PIPE, OIL																
* : 47334-2310 : 2																
* : 47410 : SHOE ASSY																
* : 47410-2910 : 4																
* : 47441 : LINING, BRAKE SHOE																
* : 47441-4960 : 4 (STD. NBK)																
* : 47446 : SPRING, BRAKE SHOE HOLD DOWN																
* : 47446-1230 : 4																
* : 47447 : PIN, BRAKE SHOE HOLD DOWN																
* : 47447-1250 : 4																
* : 47449 : SEAT, BRAKE SHOE HOLD DOWN SPG																
* : 47449-1080 : 8																
* : 47496 : PLUG, HOLE																
* : 47496-1460 : 6																
* : 47550 : CYLINDER ASSY, RR WHEEL BRAKE																
* : 47550-1591 : 1 (COMPONENTS, SEE GROUP NO. 6890-6612C OR LOCATION NO.2-111)																

PART NUMBER	QUANTITY										REVISION					
	A	B	C	D	E	F	G	H	I	J	K	L	M	N	O	REF.CODE
* : 47560 : CYLINDER ASSY, RR WHEEL BRAKE, RH, NO2																
* : 47560-1221 : 1 (COMPONENTS, SEE GROUP NO. 6890-6612C OR LOCATION NO.2-111)																
* : 47570 : CYLINDER ASSY, RR WHEEL BRAKE, LH																
* : 47570-1141 : 1 (COMPONENTS, SEE GROUP NO. 6890-6612C OR LOCATION NO.2-111)																
* : 47580 : CYLINDER ASSY, RR WHEEL BRAKE, LH, NO2																
* : 47580-1101 : 1 (COMPONENTS, SEE GROUP NO. 6890-6612C OR LOCATION NO.2-111)																
* : 47661 : LINING, BRAKE SHOE, FR																
* : 47661-1220 : 4 (0.50 OS NBK)																
* : 900546 : GROMMET																
* : 9005-46171 : 2																
* : 9019 : BOLT																
* : 9019-12140 : 12																
* : 9189 : BOLT																
* : 9189-10118 : 16																
* : 9201 : NUT																
* : 9201-12100 : 12																
* : 9290 : LOCKWASHER																
* : 9290-12360 : 12																
* : 9479 : RIVET																
* : 9479-06101 : 40																
* : 9873 : SPRING, TENSION																
* : 9873-03157 : 4																

2-F11

6820

REAR AXLE DIFFERENTIAL CARRIER (FRONT)



6820-A



MR13-201-00X03X04
(6820)●

S=1/5

PART NUMBER	Q U A N T I T Y										REVISION					
	A	B	C	D	E	F	G	H	I	J	K	L	M	N	O	REF.CODE
A RB145KA ALL																

: 37304 : FLANGE SUB ASSY,U-JOINT																

: 37304-3210 1																

: 37341 : DEFLECTOR,DUST																

: 37341-1660 1																

: 41101 : CARRIER SUB ASSY,DIFF																

: 41101-1631 1																

: 41101-1830 1																

: 41110 : CARRIER ASSY,DIFF																

: 41110-6630 1																

: 41123 : SHIM,DIFF																

: 41123-1540 AR																

: 41123-1550 AR																

: 41123-1560 AR																

: 41123 A : SHIM,DIFF																

: 41123-3711 AR																

: 41123-3721 AR																

: 41123-3731 AR																

: 41123-3741 AR																

: 41131 : CAGE,DIFF CARRIER																

: 41131-1620 1																

: 41203 : RING GEAR & DRIVE PINION																

: 41203-2220 1																

: 41231 : SPACER,DIFF CARRIER																

: 41231-1740 1																

: 41301 : CASE SUB ASSY,DIFF																

: 41301-1690 1																

: 41315 : NUT,DIFF BRG ADJ																

: 41315-1150 2																

: 41331 : GEAR,DIFF SIDE																

: 41331-1210 2																

PART NUMBER	Q U A N T I T Y										REVISION					
	A	B	C	D	E	F	G	H	I	J	K	L	M	N	O	REF.CODE

: 41341 : PINION,DIFF																

: 41341-1150 4																

: 41351 : WASHER,DIFF PINION THRUST																

: 41351-1160 4																

: 41361 : WASHER,DIFF SIDE GEAR THRUST																

: 41361-1360 2																

: 41371 : SPIDER,DIFF																

: 41371-1090 1																

: 76553 : PLATE,T/M NAME																

: 76553-4410 1																

: 76554 : PLATE,NAME																

: 76554-2060 1																

: 900436 : PLATE,LOCK																

: 9004-36123 2																

: 9019 : BOLT																

: 9019-08115 1																

: 9019 A : BOLT																

: 9019-14226 16																

: 9019 B : BOLT																

: 9019-14234 8																

: 9059 : BOLT																

: 9059-16122 4																

: 9189 : BOLT																

: 9189-08110 2																

: 9210 : NUT,LOCK																

: 9210-08050 1																

: 9219 : NUT																

: 9219-24124 1																



6820

REAR AXLE DIFFERENTIAL CARRIER (FRONT)

2-H11

PART NUMBER	Q U A N T I T Y										REVISION					
	A	B	C	D	E	F	G	H	I	J	K	L	M	N	O	REF. CODE
A RB145KA ALL																

: 9260 : WASHER, PLAIN																

9260-08240 2																

: 9401 : BOLT																

9401-10300 6																

: 9819 : RING, RETAINER OR SPRING																

9819-21104 1 (T=D=2.0)																

: 9828 : SEAL, OIL																

9828-58109 1																

: 9883 : BEARING, CYLINDRICAL																

9883-25108 1																
9883-25109 1																

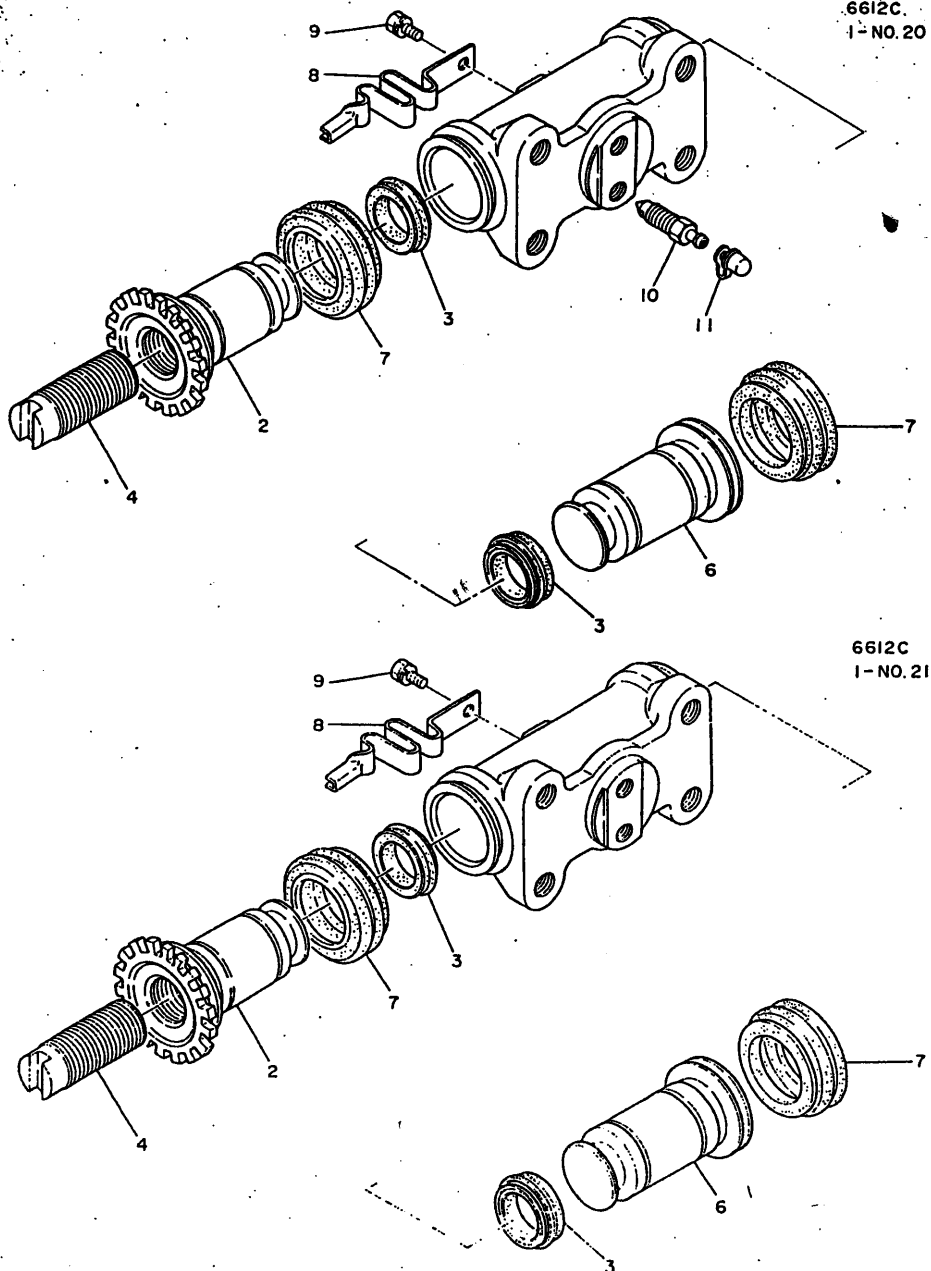
: 9884 : BEARING, TAPERED ROLLER																

9884-45106 2																

: 9884 A : BEARING, TAPERED ROLLER																

9884-60102 2																

6890-6612C CYLINDER, WHEEL BRAKE



PART NUMBER	QUANTITY														REVISION	
	A	B	C	D	E	F	G	H	I	J	K	L	M	N	O	REF.CODE

: ASSY PARTS :	CYLINDER ASSY, RR WHEEL BRAKE															

47550-1591	*	-	-	-	-	-	-	-	-	-	-	-	-	-	-	I-NO.20
47560-1221	-	*	-	-	-	-	-	-	-	-	-	-	-	-	-	I-NO.21
47570-1141	-	-	*	-	-	-	-	-	-	-	-	-	-	-	-	I-NO.20
47580-1101	-	-	-	*	-	-	-	-	-	-	-	-	-	-	-	I-NO.21

: 2. :	PISTON, WHEEL CYL															

47531-1880	1	1	-	-	-	-	-	-	-	-	-	-	-	-	-	
47531-1870	-	-	1	1	-	-	-	-	-	-	-	-	-	-	-	

: 3. :	CUP, WHEEL CYL PISTON															

47532-1350	2	2	2	2	-	-	-	-	-	-	-	-	-	-	-	

: 4. :	BOLT, SHOE ADJ															

47475-1190	1	1	-	-	-	-	-	-	-	-	-	-	-	-	-	
47476-1120	-	-	1	1	-	-	-	-	-	-	-	-	-	-	-	

: 6. :	PISTON, WHEEL CYL															

47531-1890	1	1	1	1	-	-	-	-	-	-	-	-	-	-	-	

: 7. :	BOOT, WHEEL CYL															

47536-1290	2	2	2	2	-	-	-	-	-	-	-	-	-	-	-	

: 8. :	SPRING, ADJUSTER LOCK															

47555-1181	1	1	1	1	-	-	-	-	-	-	-	-	-	-	-	

: 9. :	BOLT															

9189-06114	1	1	1	1	-	-	-	-	-	-	-	-	-	-	-	

: 10. :	SCREW, AIR BLEEDER															

47537-1170	1	-	1	-	-	-	-	-	-	-	-	-	-	-	-	

: 11. :	CAP, AIR BLEEDER SCREW															

47538-1070	1	-	1	-	-	-	-	-	-	-	-	-	-	-	-	

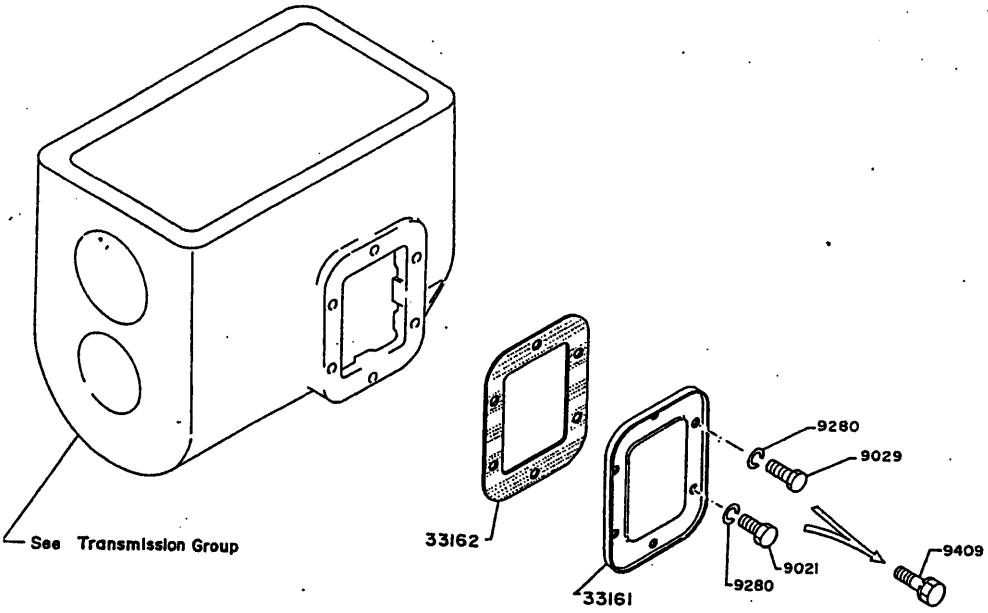
2-J11

7000

POWER TAKE-OFF

7000

POWER TAKE-OFF



PART NUMBER	Q U A N T I T Y										REVISION					
	A	B	C	D	E	F	G	H	I	J	K	L	M	N	O	REF. CODE
A RB145KA ALL																
33161 COVER, T/M PTO																
33161-1070	1															
33162 GASKET, T/M PTO																
33162-1130	1															
9021 BOLT																
(9021-10200)	3															TM212130
V 04																

9029 BOLT																
(9029-10155)	3															TM212130
V 04																

9280 LOCKWASHER																
(9280-10250)	6															TM212130
V 04																

9409 BOLT																
(*****)																
V 05																
9409-10102	6															TM212130

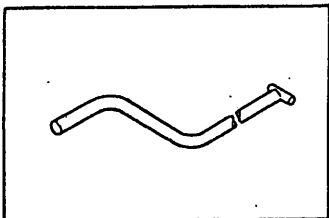
2-K11

9000


ACCESSORY

09030

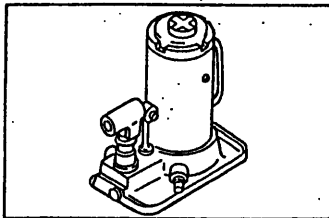
09404



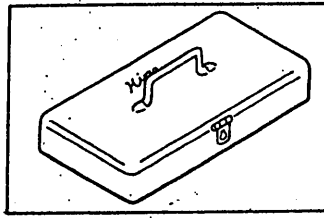
09553



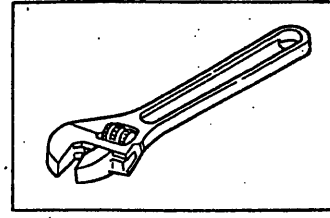
09601



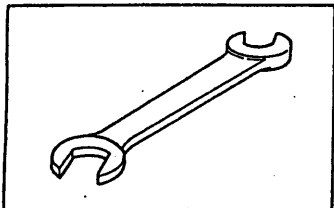
09690



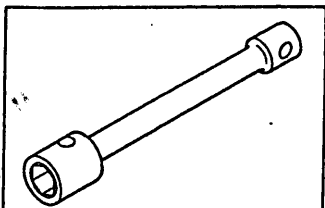
09800



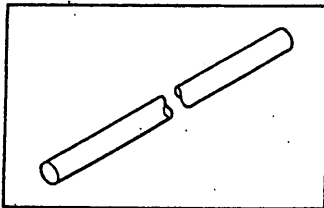
09814



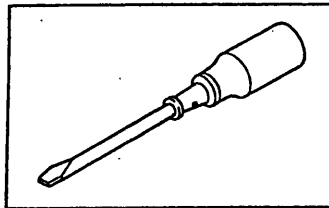
09840



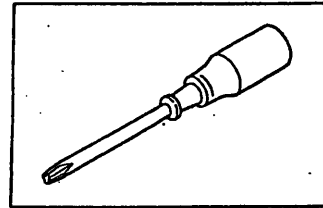
09849



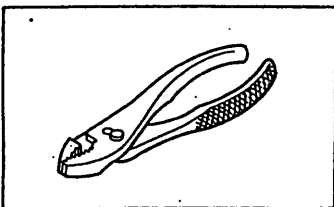
09851



09861



09870



MC96-003-00X03 (9000)

9000-A



9000 ACCESSORY

PART NUMBER	QUANTITY														REVISION	
	A	B	C	D	E	F	G	H	I	J	K	L	M	N	O	REF. CODE
A RB145KA ALL																

: 09030 :	TOOL AND ACCESSORY SET															

09030-1561	1															

: 09404 :	HANDLE SUB ASSY															

09404-1180	1									(CRANK)	

: 09553 :	WRENCH, FILTER															

09553-1010	1															

: 09601 :	JACK SUB ASSY, OIL															

OR 09601-1370	1									(5T)	
OR 09601-1490	1									(5T)	

: 09690 :	BOX ASSY, TOOL															

09690-1160	1															

: 09800 :	WRENCH, MONKEY															

09800-2023	1															

: 09814 :	WRENCH, OPEN END															

09814-1012	1									(10X12)	
09814-1417	1									(14X17)	

: 09840 :	WRENCH, HUB NUT															

09840-3517	1									(35X17)	

: 09849 :	WRENCH, HUB NUT															

OR 09849-2203	1															
OR 09849-2204	1															

: 09851 :	DRIVER, SCREW															

09851-0507	1															
09851-0920	1															

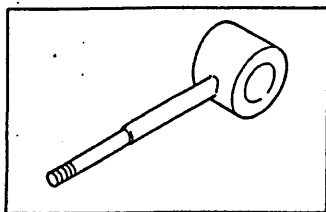
: 09861 :	DRIVER, CROSS SCREW															

09861-0210	1															

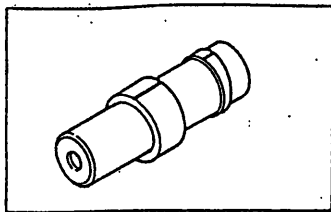
: 09870 :	PLIER, SLIP JOINT															

09870-1545	1															

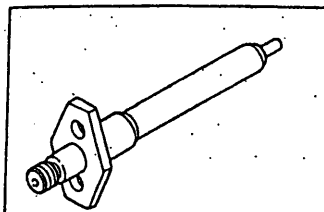
09402D



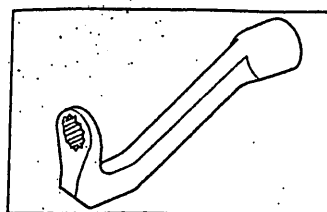
09402E



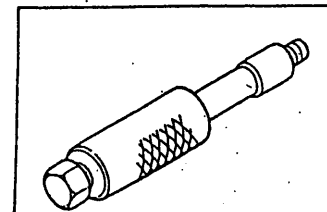
09408



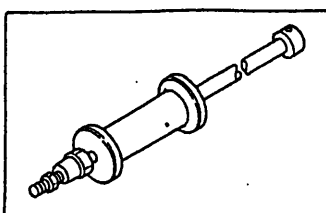
09411



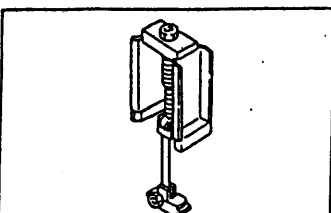
09420



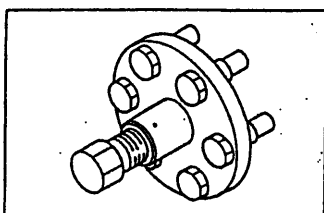
09420D



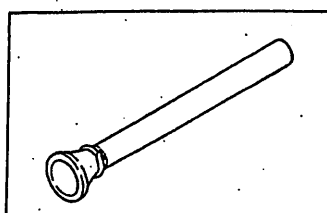
09420E



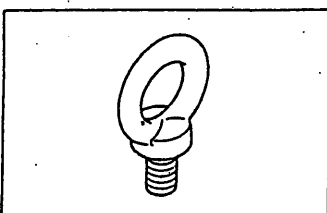
09420F



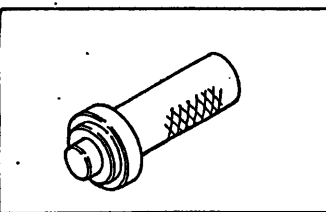
09431



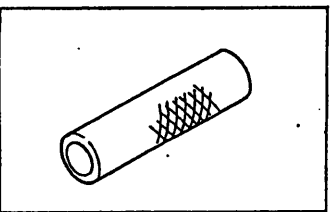
09433



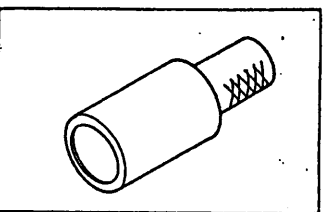
09434



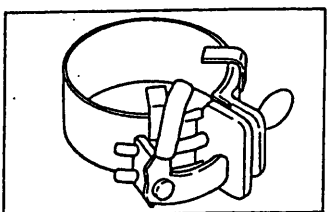
09434A



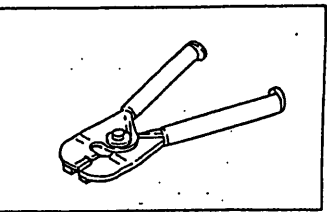
09434B



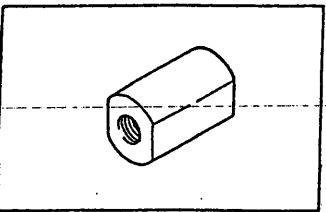
09441



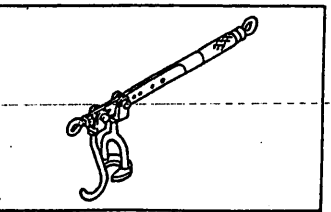
09442



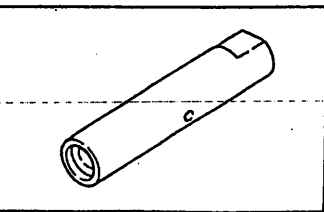
09462



09470



09472

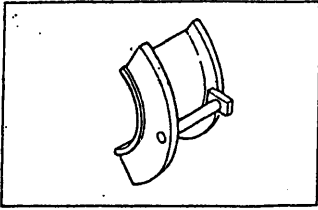


2-B12

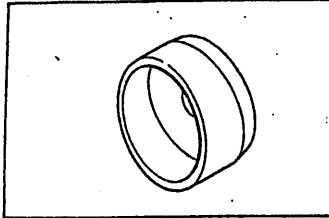
9015

SPECIAL TOOL (FOR ENGINE)

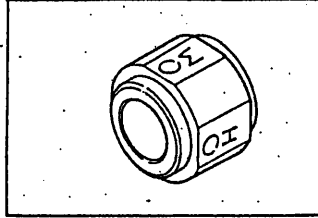
09480



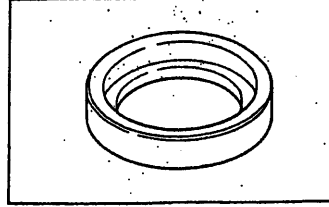
09481



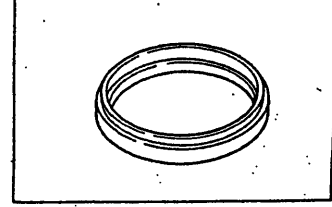
09481A



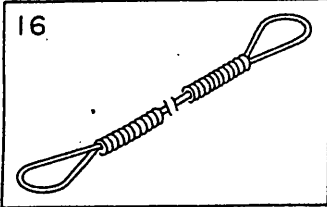
09482



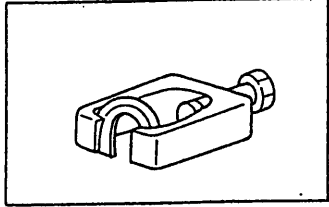
09482A



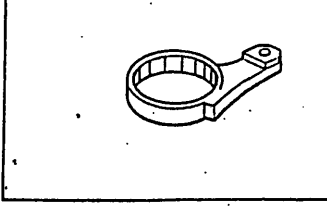
09491



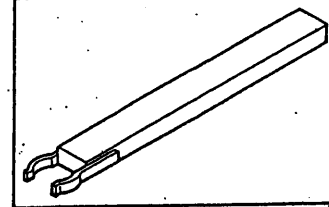
09500



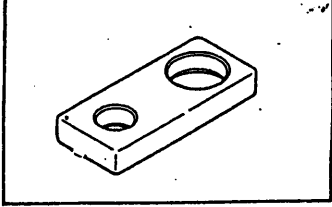
09503



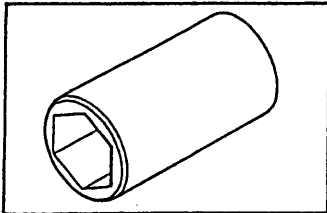
09511



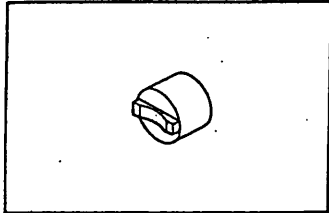
09511A



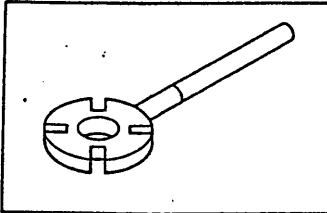
09511B




09511C



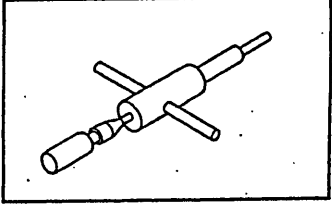
09511D



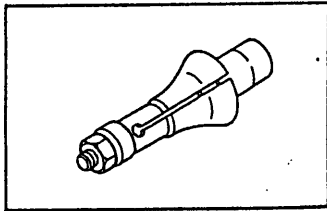
09511E



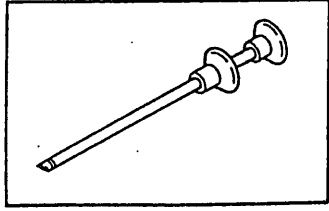
09511F



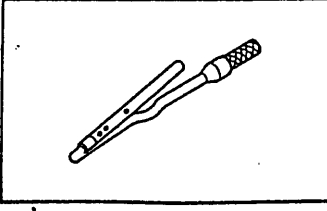
09511G



09511H



09511J



(9015)(2/3) ●

MZ11-040-00X02

MZ11-040-00X02 (2/3)(9015) ●

9015-B

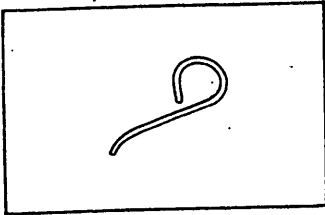


2-C12

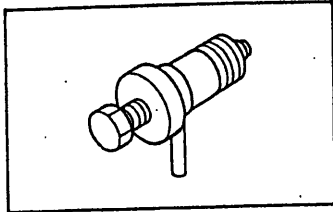
9015

SPECIAL TOOL (FOR ENGINE)

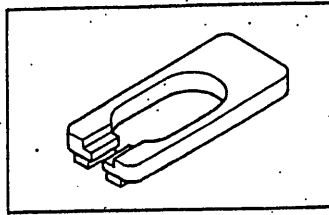
09511K




09511M




09511N



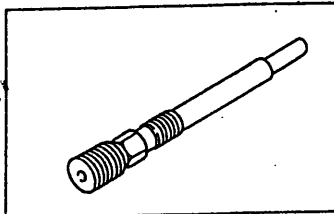
09511P




09511S



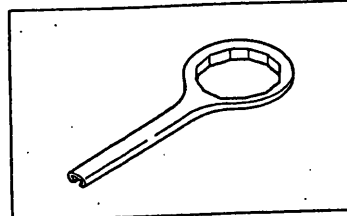
09552



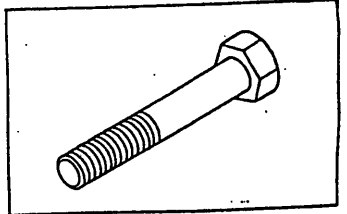
09552A



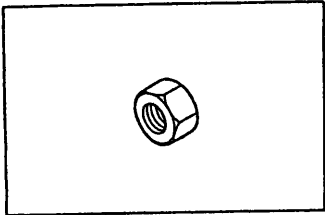
09553



9191



9233



2-D12

9015

SPECIAL TOOL (FOR ENGINE)

9015

SPECIAL TOOL (FOR ENGINE)

PART NUMBER	QUANTITY														REVISION
	A	B	C	D	E	F	G	H	I	J	K	L	M	N	O
A RB145KA ALL															

: 09402 D :	PRESS SUB ASSY														

: 09402-1450	1														(CON,ROD BUSH)

: 09402 E :	PRESS SUB ASSY														

: 09402-1470	1														(CON,ROD BUSH)

: 09408 :	ADAPTER SUB ASSY,PRESS G														

: 09408-1041	1														(COMPRESSION GAG)

: 09411 :	WRENCH														

: 09411-1260	1														

: 09420 :	PULLER ASSY														

: 09420-1100	1														(IDLE GEAR SHAFT)

: 09420 D :	PULLER ASSY														

: 09420-1442	1														(SLIDING HAMMER)

: 09420 E :	PULLER ASSY														

: 09420-1460	1														(CYL. LINER)

: 09420 F :	PULLER ASSY														

: 09420-1500	1														(CRANK PULLEY)

: 09431 :	TOOL,VALVE LAPPING														

: 09431-1010	1														(VALVE LAPPING)

: 09433 :	BOLT,EYE														

: 09433-1070	1														(CYL. HEAD)

: 09434 :	PRESS,CYL HEAD														

: 09434-1110	1														

: 09434 A :	PRESS,CYL HEAD														

: 09434-1130	1														

: 09434 B :	PRESS,CYL HEAD														

: 09434-1140	1														

: 09441 :	HOLDER,PISTON RING														

: 09441-1260	1														(PISTON RING)

PART NUMBER	QUANTITY														REVISION
	A	B	C	D	E	F	G	H	I	J	K	L	M	N	O

: 09442 :	EXPANDER,PISTON RING														

: 09442-1180	1														(PISTON RING)

: 09462 :	ADAPTER														

: 09462-1370	1														(NOZZLE HOLDER)

: 09470 :	TOOL ASSY														

: 09470-1022	1														(VALVE SPRING)

: 09472 :	BAR														

: 09472-1650	1														(VALVE STEM SEAL)

: 09480 :	PRESS ASSY														

: 09480-1120	1														(CYL. LINER)

: 09481 :	GUIDE														

: 09481-1140	1														(CON,ROD BUSH)

: 09481 A :	GUIDE														

: 09481-1130	1														(CON,ROD BUSH)

: 09482 :	PRESS,CRANK GEAR														

: 09482-1530	1														(FR. OIL SEAL)

: 09482 A :	PRESS,CRANK GEAR														

: 09482-1540	1														(RR. OIL SEAL)

: 09491 :	WIRE,ROPE														

: 09491-1010	1														

: 09500 :	TOOL ASSY,INJ PUMP														

: 09500-1290	1														(BRG INNER RACE)

: 09503 :	WRENCH SUB ASSY,FILTER														

: 09503-1040	1														

: 09511 :	TOOL,INJ PUMP														

: 09511-1190	1														(TAPPET CLAMP)

: 09511 A :	TOOL,INJ PUMP														

: 09511-1320	1														(CAMSHAFT SETTING)



PART NUMBER	Q U A N T I T Y										REVISION					
	A	B	C	D	E	F	G	H	I	J	K	L	M	N	O	REF.CODE
RB145KA ALL																

: 09511 B :	TOOL															

09511-1340	1															(DELIVERY VALVE)

: 09511 C :	TOOL															

09511-1500	1															(GOV. CAMSHAFT)

: 09511 D :	TOOL															

09511-1520	1															(COUPLING)

: 09511 E :	TOOL															

09511-1610	1															(CAMSHAFT CLEARA)

: 09511 F :	TOOL															

09511-1620	1															(GOV. SPRING)

: 09511 G :	TOOL															

09511-1680	1															(BRG OUTER RACE)

: 09511 H :	TOOL															

09511-1730	1															(PLUNGER CLAMP)

: 09511 J :	TOOL															

09511-1750	1															(TAPPET INSERT)

: 09511 K :	TOOL															

09511-1770	1															(TAPPET INSERT)

: 09511 M :	TOOL															

09511-1900	1															(FLYWEIGHT)

: 09511 N :	TOOL															

09511-1960	1															(TAPPET SHIM)

09511-1990	1															(COUPLING COMSHA)

: 09511 P :	TOOL															

09511-1970	1															(DIAL GAGE)

: 09511 S :	TOOL															

09511-2000	1															(COUPLING COMSHA)

: 09552 :	ADAPTER															

09552-1051	1															ADAPTER PRESS GAGE

PART NUMBER	Q U A N T I T Y										REVISION					
	A	B	C	D	E	F	G	H	I	J	K	L	M	N	O	REF.CODE

: 09552 A :	ADAPTER															

OR 09552-1070	1															ADAPTER PRESS GAGE

: 09553 :	WRENCH															

09553-1010	1															WRENCH FILTER

: 9191 :	BOLT															

9191-08252	1															

: 9233 :	NUT															

9233-10360	1															NUT WING

2-F12

9020

SPECIAL TOOL (FOR FUEL TANK)

9020

SPECIAL TOOL (FOR FUEL TANK)

PART NUMBER	Q U A N T I T Y										REVISION					
	A	B	C	D	E	F	G	H	I	J	K	L	M	N	O	REF.CODE
A RB145KA ALL																

: 09676 : PIPE, FUNNEL																

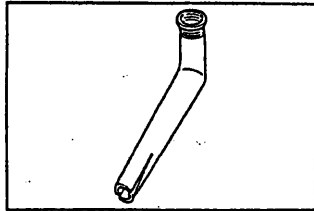
09676-1010 1																(FUNNEL)

: 09677 : FUNNEL																

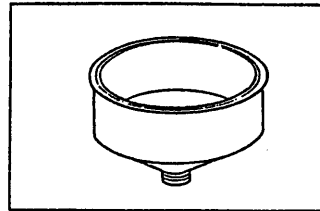
09677-1010 1																(FUNNEL)

MZ21-001-00X00 (9020)

09676



09677



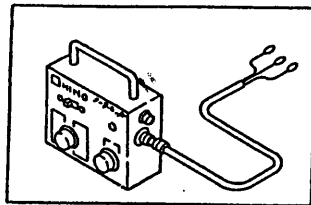
9027

SPECIAL TOOL (FOR ELECTRICAL SYSTEM)

PART NUMBER	Q U A N T I T Y										REVISION					
	A	B	C	D	E	F	G	H	I	J	K	L	M	N	O	REF. CODE
A RB145KA ALL																
* 09630 *	PARTS ASSY, SPECIAL															
09630-1060	1											(METER)	

MZ27-001-00X00X01X02

09630



2-H12

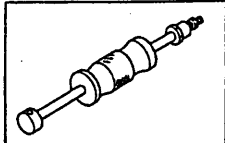
9030

SPECIAL TOOL (FOR CLUTCH)


9030

SPECIAL TOOL (FOR CLUTCH)

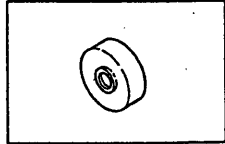
09420



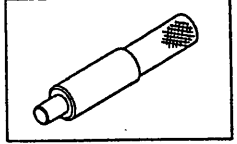
09650



09655



09662



PART NUMBER	Q U A N T I T Y										REVISION					
	A	B	C	D	E	F	G	H	I	J	K	L	M	N	O	REF. CODE
A RB145KA ALL																

: 09420 :																
PULLER ASSY																

09420-1442																
1																
(SLIDING HAMMER)																

: 09650 :																
PULLER ASSY																

09650-1030																
1																
(SIDE BEARING)																

: 09655 :																
BASE																

09655-1060																
1																
(RELEASE FORK BR)																

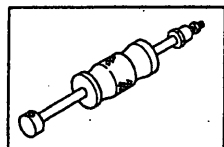
: 09662 :																
ARBOR																

09662-1020																
1																
(CLUTCH ALIGNING)																

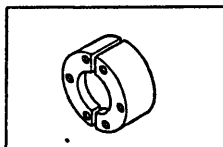
9032

SPECIAL TOOL (FOR TRANSMISSION)


09420




09630



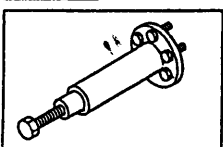
09650A



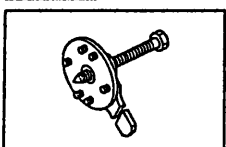
09650B




09650C



09650G



09839A



PART NUMBER	Q U A N T I T Y										REVISION					
	A	B	C	D	E	F	G	H	I	J	K	L	M	N	O	REF.CODE
A RB145KA ALL																
----- : 09420 : PULLER ASSY																
----- : 09420-1442 : 1																(SLIDING HAMMER)
----- : 09630 : PARTS ASSY, SPECIAL																
----- : 09630-1260 : 1																(BEARING)
----- : 09650 A : PULLER ASSY																
----- : 09650-1240 : 1																(INPUT SHAFT)
----- : 09650 B : PULLER ASSY																
----- : 09650-1491 : 1																(COUNTER BEARING)
----- : 09650 C : PULLER ASSY																
----- : (09650-1870) : 1																(OUTPUT SHAFT RR)
----- : 09650-1871 : 1																(OUTPUT SHAFT RR)
----- : 09650 G : PULLER ASSY																
----- : 09650-2080 : 1																(COUNTER RR BRG.)
----- : 09839 A : SOCKET WRENCH AND RELATED PARTS																
----- : 09839-4104 : 1																

TM211967

9035

SPECIAL TOOL (FOR SERVICE BRAKE)

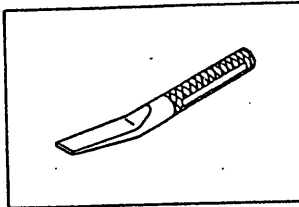
2-J12

9035

SPECIAL TOOL (FOR SERVICE BRAKE)

MZ35-100-00X10(9035)

09665



PART NUMBER	Q U A N T I T Y										REVISION					
	A	B	C	D	E	F	G	H	I	J	K	L	M	N	O	REF.CODE
A RB145KA ALL *-----* : 09665 : TOOL ADJ *-----* 09665-1130																

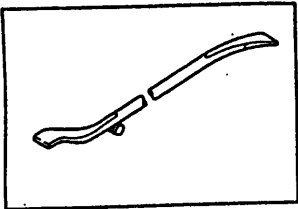
9059

SPECIAL TOOL (FOR WHEEL)

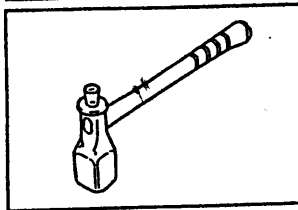
PART NUMBER	Q U A N T I T Y										REVISION					
	A	B	C	D	E	F	G	H	I	J	K	L	M	N	O	REF.CODE
A RB145KA(AEA,AGA,AHA,AKA,ANA) B RB145KA-AGN																
----- : 09609 : PARTS SUB ASSY.SPECIAL *-----*																
09609-1210 - 2																
----- : 09609 A : PARTS SUB ASSY.SPECIAL *-----*																
09609-1220 - 1																
----- : 09672 : LEVER,TIRE *-----*																
09672-1040 2 -																
																(SIDE RING)

MZ59-100-00X00X01 (9059)

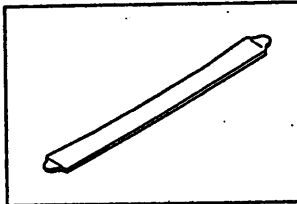
09609



09609A



09672



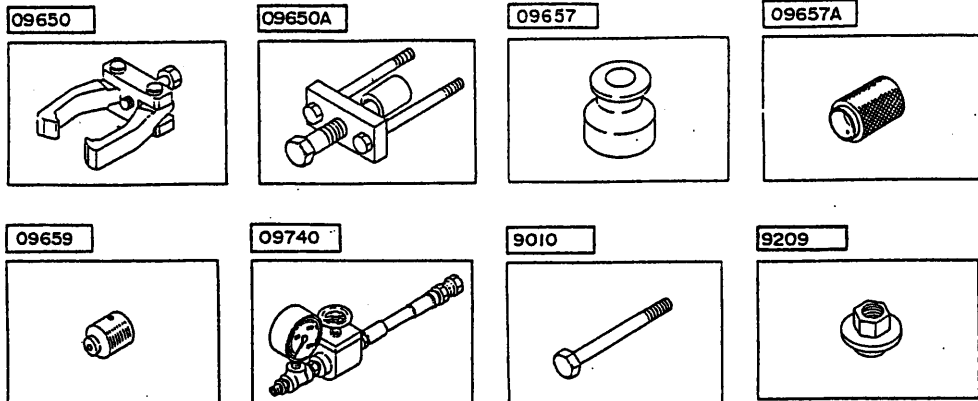
2-L12

9064

SPECIAL TOOL (FOR STEERING)

9064

SPECIAL TOOL (FOR STEERING)



(9064)(D40-A300)•
(OPT)MZ64-100-00X17


PART NUMBER	Q U A N T I T Y										REVISION					
	A	B	C	D	E	F	G	H	I	J	K	L	M	N	O	REF.CODE
A RB145KA ALL																
----- : 09650 : PULLER ASSY *-----*																
09650-1260	1	1														(PITMAN ARM)
----- : 09650 A : PULLER ASSY *-----*																
09650-1340	1	1														(STEERING WHEEL)
----- : 09657 : GUIDE *-----*																
09657-1420	1	1														(DUST COVER)
----- : 09657 A : GUIDE *-----*																
09657-1290	-	1														(WORM SHAFT)
----- : 09659 : ADAPTER *-----*																
09659-1060	-	1														(WORM SHAFT)
----- : 09740 : GAGE ASSY,PS SYSTEM *-----*																
09740-1010	-	1														
----- : 9010 : BOL *-----*																
9010-06200	-	1														
----- : 9209 : NUT *-----*																
9209-14142	1	1														

9066

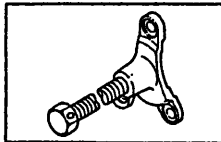
SPECIAL TOOL (FOR FRONT AXLE)

MZ15-300-00X12 (9066)

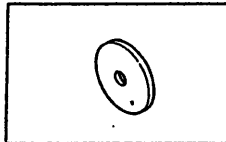
09607



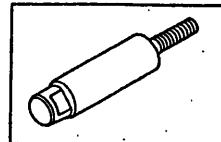
09650C



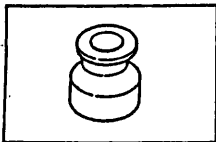
09654




09657



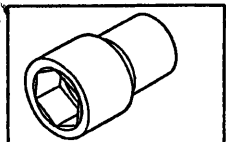
09657A



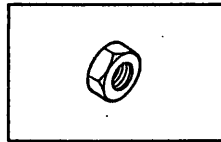
09712



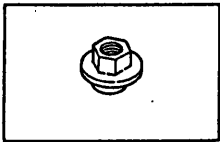
09839



9201



9209



(85/02)

PART NUMBER	QUANTITY															REVISION	
	A	B	C	D	E	F	G	H	I	J	K	L	M	N	O	REF.CODE	
A RB145KA ALL																	

: 09607 : INSTALLER SUB ASSY																	

09607-1060 1																	

: 09650 C : PULLER ASSY																	

09650-2110 1 (WHEEL HUB)																	

: 09654 : PLATE																	

09654-1080 1																	

: 09657 : GUIDE																	

09657-1131 1 (KING PIN)																	

: 09657 A : GUIDE																	

09657-1420 1 (DUST COVER)																	

: 09712 : BAR																	

09712-1080 1																	

: 09839 : SOCKET WRENCH AND RELATED PARTS																	

09839-4104 1																	

: 9201 : NUT																	

9201-12100 1																	

: 9209 : NUT																	

9209-14142 1																	

9068

SPECIAL TOOL (FOR REAR AXLE)

PART NUMBER	Q U A N T I T Y										REVISION					
	A	B	C	D	E	F	G	H	I	J	K	L	M	N	O	REF.CODE
A RB145KA ALL																

: 09650 : PULLER ASSY																

09650-2120 1																(HUB BEARING)

: 09650 C : PULLER ASSY																

09650-2110 1																(WHEEL HUB)

: 09665 A : TOOL, ADJ																

09665-1190 1																(SIDE BEARING)

: 09839 : SOCKET WRENCH AND RELATED PARTS																

09839-3606 1																

: 09839 D : SOCKET WRENCH AND RELATED PARTS																

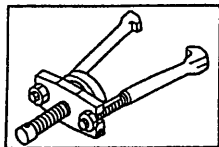
09839-8203 1																

: 09849 A : WRENCH, HUB NUT																

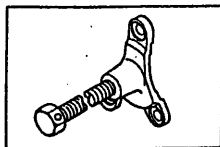
09849-2001 1																

MZ16-100-00X1 (19068)

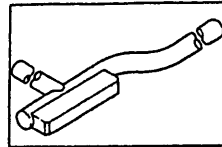
09650



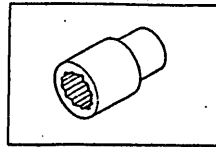
09650C



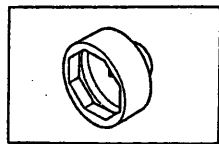
09665A



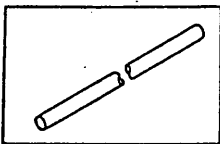
09839



09839D



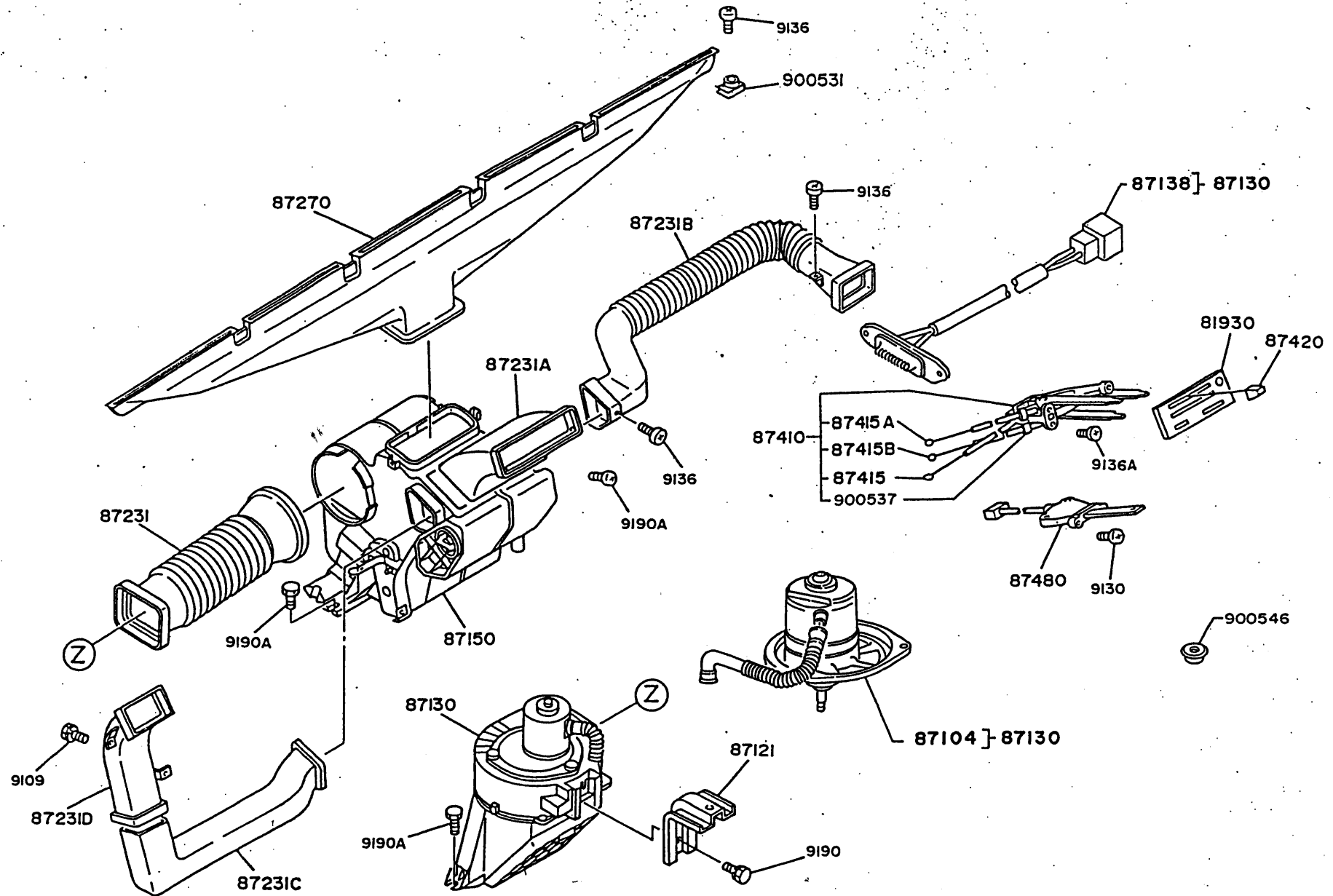
09849A



2-B13

B9000

HEATER (1/2)



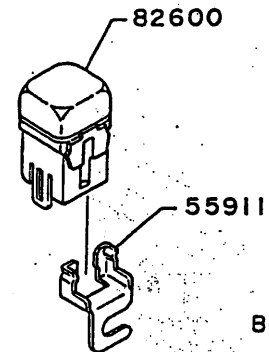
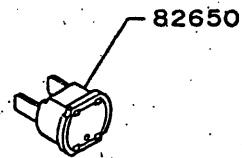
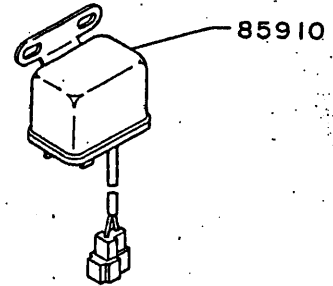
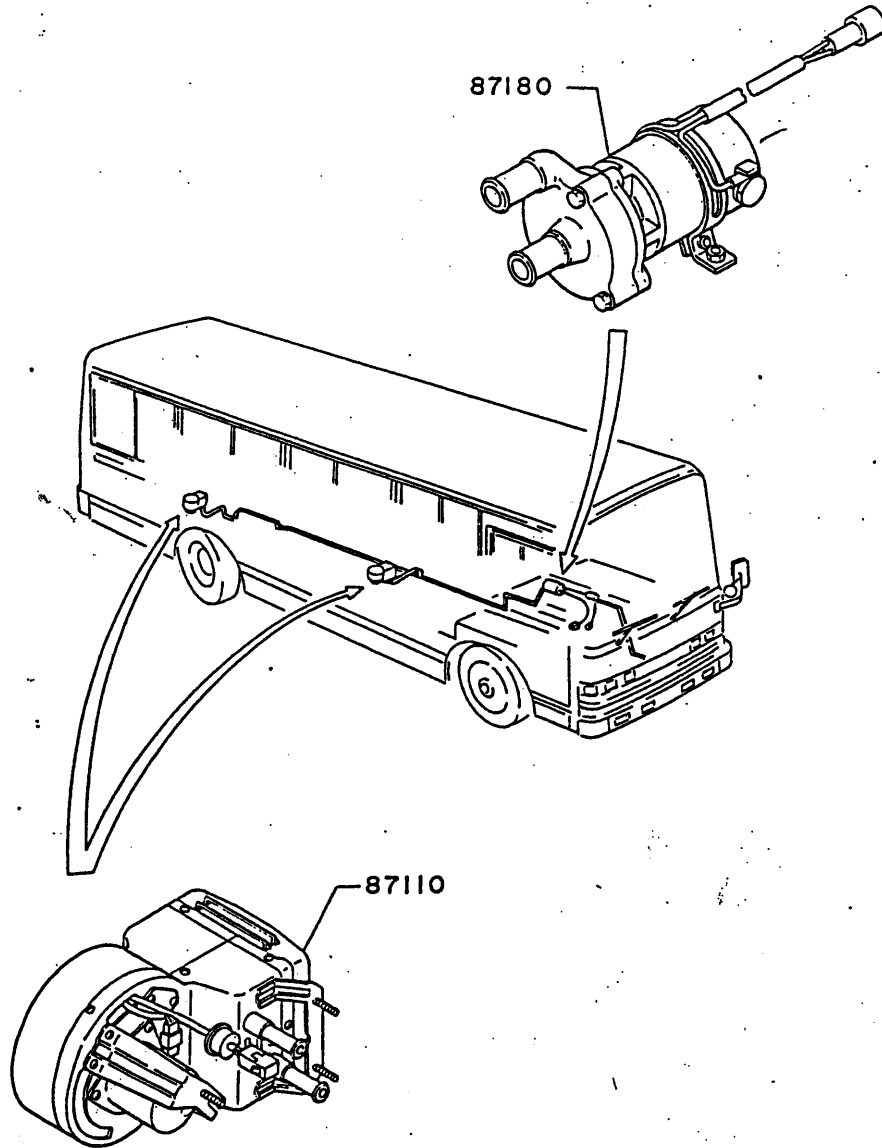
B9000-A



2-C13

B9000

HEATER (2/2)



B9000-B.



B9000

HEATER

B9000

HEATER

PART NUMBER	QUANTITY										REVISION					
	A	B	C	D	E	F	G	H	I	J	K	L	M	N	O	REF.CODE
A RB145KA(AEA,AGA,AHA,AKA,AWA) B RB145KA-AGN																
----- : 55911 : BRACKET ELEC PARTS *-----*																
: 55911-2410 : 1 -																
----- : 81930 : LAMP ASSY,HEATER CONTROL INDICATOR *-----*																
: 81930-1090 : 1 1 (COMPONENTS, SEE GROUP NO. B9090-2774A OR LOCATION NO.1-F13)																
----- : 82600 : BLOCK ASSY,FUSE W/FUSE *-----*																
: 82600-1510 : 1 -																
----- : 82650 : BREAKER ASSY,WIRING CIRCUIT *-----*																
: 82650-1010 : 1 -																
----- : 85910 : RELAY ASSY *-----*																
: 85910-1150 : 1 -																
----- : 87104 : MOTOR SUB ASSY,BLOWER *-----*																
: 87104-1050 : 1 1																
----- : 87110 : HEATER ASSY *-----*																
: (87110-1540) : 2 - V O2 : 87110-1570 : 2 -																ABB20118
----- : 87121 : BRACKET *-----*																
: 87121-1270 : 1 1																
----- : 87130 : BLOWER ASSY *-----*																
: 87130-1061 : 1 1																
----- : 87138 : RESISTOR,BLOWER *-----*																
: 87138-1050 : 1 1																
----- : 87150 : RADIATOR ASSY,HEATER *-----*																
: (87150-1121) : 1 1 V X : 87150-1122 : 1 1																ABB20106
----- : 87180 : PUMP ASSY,WATER *-----*																
: (87180-1020) : 1 - aa : 87180-1020 : 1 - (87180-1020) : - 1 aa																RBB20440 RBB20440

PART NUMBER	QUANTITY										REVISION					
	A	B	C	D	E	F	G	H	I	J	K	L	M	N	O	REF.CODE
----- : 87180 : PUMP ASSY,WATER *-----*																
: 87180-1020 : 1																
----- : 87231 : DUCT,AIR *-----*																
: 87231-1130 : 1 1																
----- : 87231 A : DUCT,AIR *-----*																
: 87231-1260 : 1 1																
----- : 87231 B : DUCT,AIR *-----*																
: (87231-1270) : 1 1 V X : 87231-1272 : 1 1																ABB20117
----- : 87231 C : DUCT,AIR *-----*																
: 87231-1290 : 1 1																
----- : 87231 D : DUCT,AIR *-----*																
: 87231-1310 : 1 1																
----- : 87270 : NOZZLE ASSY,DEF *-----*																
: 87270-1110 : 1 1																
----- : 87410 : CONTROL ASSY,HEATER *-----*																
: 87410-1202 : 1 1																
----- : 87415 : CABLE,CONTROL *-----*																
: 87415-1311 : 1 1																
----- : 87415 A : CABLE,CONTROL *-----*																
: 87415-1321 : 1 1																
----- : 87415 B : CABLE,CONTROL *-----*																
: 87415-1301 : 1 1																
----- : 87420 : KNOB ASSY,HEATER CONTROL *-----*																
: 87420-1010 : 4 4																
----- : 87480 : SWITCH ASSY,HEATER *-----*																
: 87480-1090 : 1 1																
----- : 900531 : NUT,SPRING *-----*																
: 9005-31116 : 4 4																



B9000

HEATER

2-E13

PART NUMBER	Q U A N T I T Y														REVISION	
	A	B	C	D	E	F	G	H	I	J	K	L	M	N	O	REF_CODE
A RB145KA (AEA, AGA, AHA, AKA, ANA)																
B RB145KA-AGN																

: 900537 : CLAMP																

9005-37134 . 1 1																

: 900546 : GROMMET																

(***** V 05																
9005-46190 4 -																ABB20119

: 9109 : BOLT																

9109-05011 2 2																

: 9130 : SCREW, TAPPING																

9130-40120 2 2																

: 9136 : SCREW, TAPPING																

9136-50161 9 9																

: 9136 A : SCREW, TAPPING																

9136-50251 3 3																

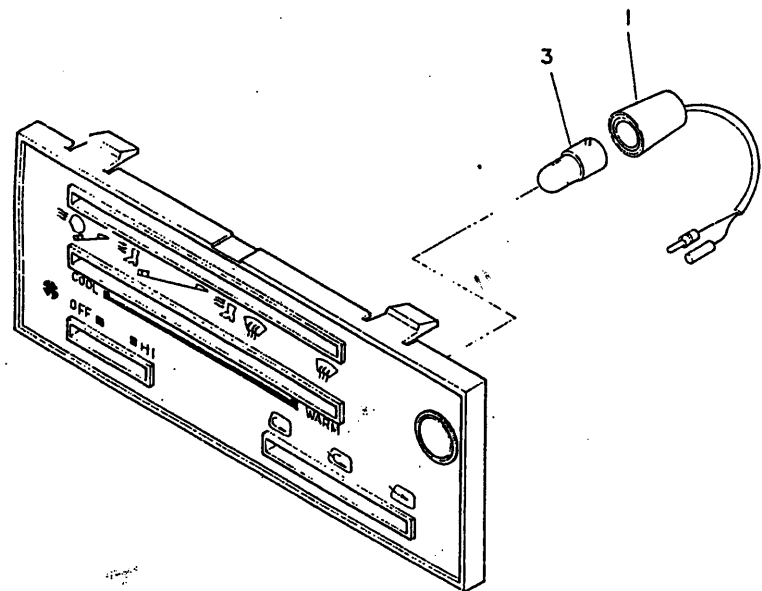
: 9190 : BOLT																

9190-06163 2 2																

: 9190 A : BOLT																

9190-06253 5 5																

B9090-2774A LAMP, HEATER CONTROL



2774A
I-NO.21

PART NUMBER	Q U A N T I T Y										REVISION					
	A	B	C	D	E	F	G	H	I	J	K	L	M	N	O	REF.CODE

*ASSY PARTS:	LAMP ASSY,HEATER CONTROL INDICATOR															

81930-1090	*															I-NO.21

1.	SOCKET SUB ASSY,W/WIRE PANEL LAMP															

81034-1040	1															

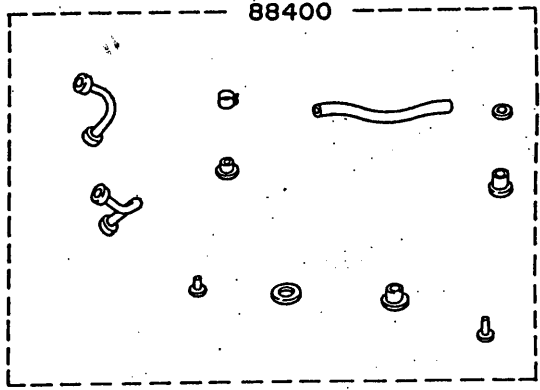
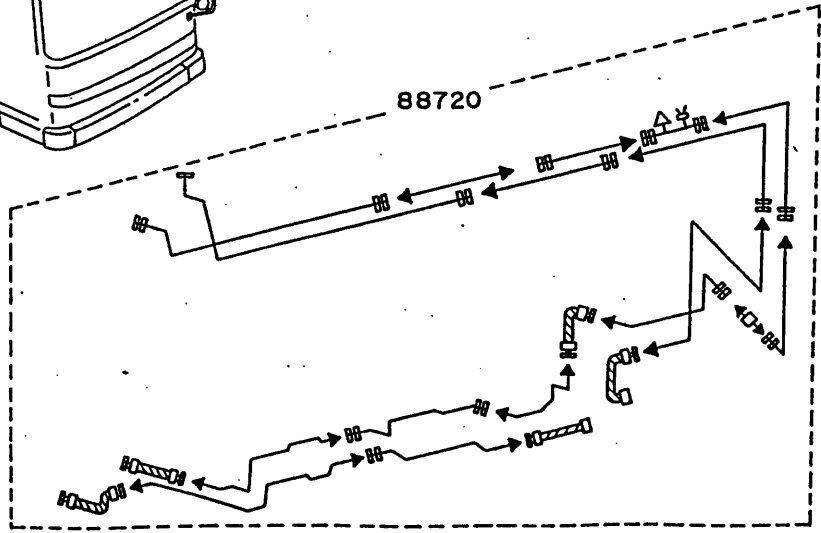
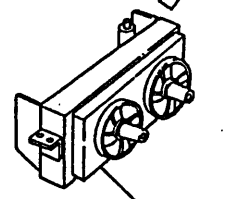

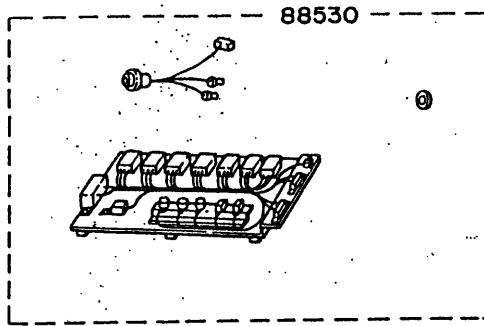
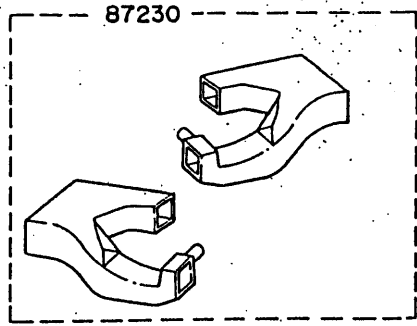
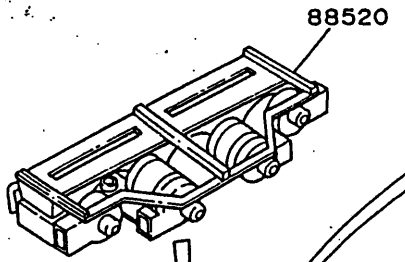
3.	BULB															

9008-31106	1	(24V-1.4W)				

2-G13

K9100

COOLER
RB145KA-AHA



BC91-505-00X03(K9100)

K9100-A

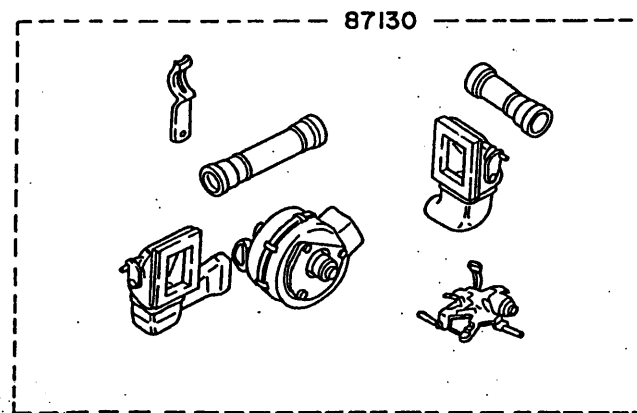
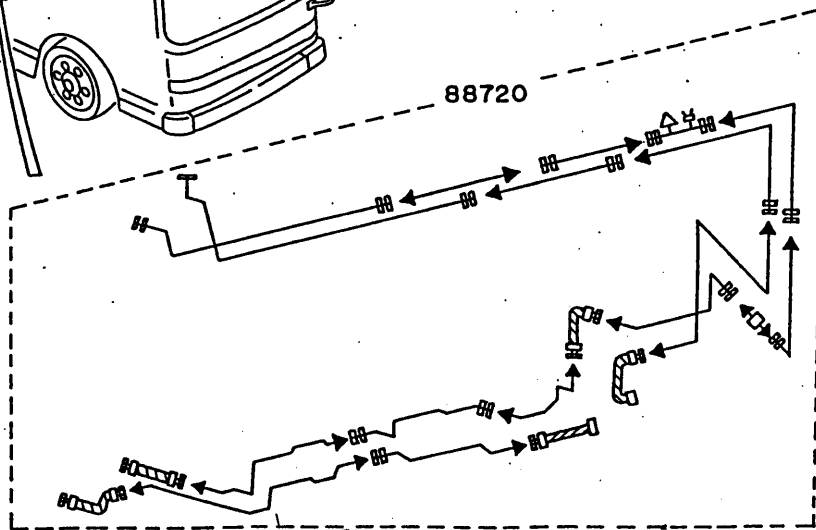
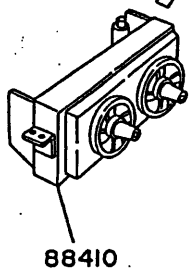

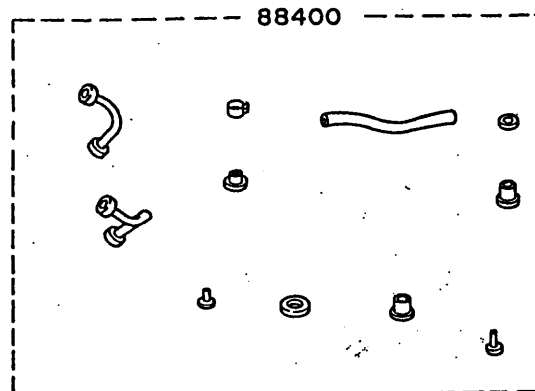
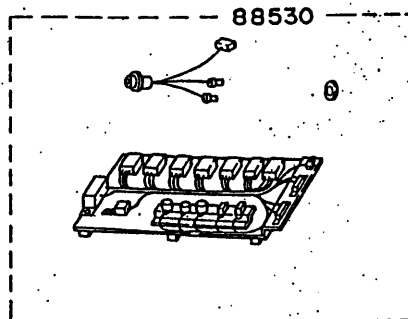
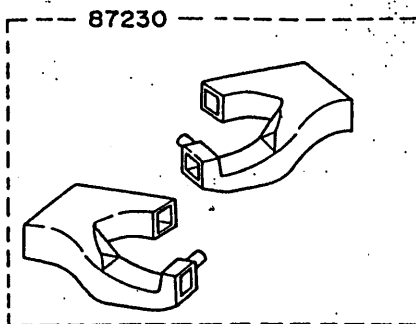
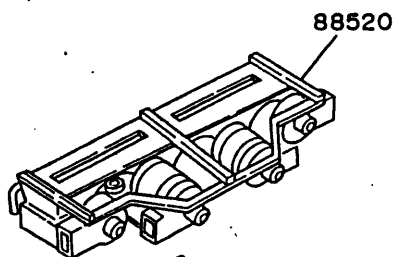


2-H13

K9100

COOLER

RB145KA-ANA



D9100-B.



BC91-505-00X04(K9100)

K9100

COOLER

2-113

PART NUMBER	QUANTITY													REVISION		
	A	B	C	D	E	F	G	H	I	J	K	L	M	N	O	REF. CODE
A RB145KA-AHA B RB145KA-ANA																
----- : 87130 : BLOWER ASSY *-----*																
87130-1091 - 1																
----- : 87230 : DUCT ASSY,AIR *-----*																
87230-1070 1 1																
----- : 88400 : ACCESSORY ASSY,COOLER *-----*																
88400-1460 1 1																
----- : 88410 : CONDENSER ASSY *-----*																
88410-1220 1 1																
----- : 88520 : UNIT ASSY,COOLER *-----*																
88520-1310 1 1																
----- : 88530 : COOLER ASSY,ELEC *-----*																
88530-1791 1 - 88530-1801 - 1																
----- : 88720 : PIPE ASSY,COOLER *-----*																
(88720-1021) 1 1 V 02 88720-1022 1 1																
																RBB20457

NUMERICAL INDEX
(PART NUMBER --> LOCATION NO.)

PART NUMBER	LOCATION NO.
09030-1561 --> 11451-1100	3-B1
11451-1141 --> 15904-1080	3-C1
15904-1090 --> 17451-1010	3-D1
17451-1010 --> 22319-1601	3-E1
22319-1602 --> 22455-1120	3-F1
22455-1120 --> 22843-1700	3-G1
22843-1800 --> 22881-5330	3-H1
22881-5340 --> 24100-1541	3-I1
24103-1011 --> 28100-1891	3-J1
28100-1891 --> 31271-1030	3-K1
31301-2420 --> 33702-1464	3-L1
33702-1475 --> 44360-1910	3-M1
44360-1910 --> 45622-1530	3-A2
46013-2770 --> 47620-1410	3-B2
47620-1420 --> 55308-1210	3-C2
55382-1061 --> 78015-4150	3-D2
78101-1070 --> 81520-1721	3-E2
81521-1151 --> 82992-1350	3-F2
83100-4611 --> 9001-46149	3-G2
9001-49119 --> 9004-29134	3-H2
9004-29135 --> 9019-12400	3-I2
9019-12440 --> 9309-08101	3-J2
9319-06106 --> 9729-06155	3-K2
9729-08113 --> 9854-14102	3-L2
9854-15104 --> 9994-11125	3-M2



PART NUMBER	LOCATION NUMBER	KEY NUMBER	DESCRIPTION	PART NUMBER	LOCATION NUMBER	KEY NUMBER	DESCRIPTION	PART NUMBER	LOCATION NUMBER	KEY NUMBER	DESCRIPTION
09030-1561	2-L11	09030	TOOL AND A	09511-2000	2-E12	09511 S	TOOL, INJ P	09839-8203	2-A13	09839 D	SOCKET WRE
09402-1450	2-D12	09402 D	PRESS SUB	09552-1051	2-E12	09552	ADAPTER, PR	09840-3517	2-L11	09840	WRENCH, HUB
09402-1470	2-D12	09402 E	PRESS SUB	09552-1070	2-E12	09552 A	ADAPTER, PR	09849-2001	2-A13	09849 A	WRENCH, HUB
09404-1180	2-L11	09404	HANDLE SUB	09553-1010	2-L11	09553	WRENCH, FIL	09849-2203	2-L11	09849	WRENCH, HUB
09408-1041	2-D12	09408	ADAPTER SU		2-E12	09553	WRENCH, FIL	09849-2204	2-L11	09849	WRENCH, HUB
09411-1260	2-D12	09411	WRENCH	09601-1370	2-L11	09601	JACK SUB A	09851-0507	2-L11	09851	DRIVER, SCR
09420-1100	2-D12	09420	PULLER ASS	09601-1490	2-L11	09601	JACK SUB A	09851-0920	2-L11	09851	DRIVER, SCR
09420-1442	2-D12	09420 D	PULLER ASS	09607-1060	2-M12	09607	INSTALLER	09861-0210	2-L11	09861	DRIVER, CRO
	2-H12	09420	PULLER ASS	09609-1210	2-K12	09609	PARTS SUB	09870-1545	2-L11	09870	PLIER, SLIP
	2-I12	09420	PULLER ASS	09609-1220	2-K12	09609 A	PARTS SUB	11011-1240	1-H2	11011	WASHER SET
09420-1460	2-D12	09420 E	PULLER ASS	09630-1060	2-G12	09630	PARTS ASSY	11012-1250	1-H2	11012	WASHER SET
09420-1500	2-D12	09420 F	PULLER ASS	09630-1260	2-I12	09630	PARTS ASSY	11056-1010	1-B2	11056	STAY SET, F
09431-1010	2-D12	09431	TOOL, VALVE	09650-1030	2-H12	09650	PULLER ASS	N 11056-1011	1-B2	11056	STAY SET, F
09433-1070	2-D12	09433	BOLT, EYE	09650-1240	2-I12	09650 A	PULLER ASS	11090-5930	1-B1	11090	ENGINE ASS
09434-1110	2-D12	09434	PRESS, CYL	09650-1260	2-L12	09650	PULLER ASS	11110-3400	1-G1	11110	HEAD ASSY,
09434-1130	2-D12	09434 A	PRESS, CYL	09650-1340	2-L12	09650 A	PULLER ASS	11110-3930	1-G1	11110	HEAD ASSY,
09434-1140	2-D12	09434 B	PRESS, CYL	09650-1491	2-I12	09650 B	PULLER ASS	11110-3931	1-G1	11110	HEAD ASSY,
09441-1260	2-D12	09441	HOLDER, PIS	09650-1870	2-I12	09650 C	PULLER ASS	11115-1821	1-G1	11115	GASKET, CYL
09442-1180	2-D12	09442	EXPANDER, P	N 09650-1871	2-I12	09650 C	PULLER ASS	11122-1140	1-G1	11122	BUSHING, VA
09462-1370	2-D12	09462	ADAPTER	09650-2080	2-I12	09650 G	PULLER ASS	11131-1210	1-G1	11131	SEAT, VALVE
09470-1022	2-D12	09470	TOOL ASSY	09650-2110	2-M12	09650 C	PULLER ASS	11135-1320	1-G1	11135	SEAT, VALVE
09472-1650	2-D12	09472	BAR		2-A13	09650 C	PULLER ASS	11185-1440	1-G1	11185 A	BOLT, CYL H
09480-1120	2-D12	09480	PRESS ASSY	09650-2120	2-A13	09650	PULLER ASS	11185-1450	1-G1	11185 B	BOLT, CYL H
09481-1130	2-D12	09481 A	GUIDE	09654-1080	2-M12	09654	PLATE	11211-1940	1-G1	11211	COVER, CYL
09481-1140	2-D12	09481	GUIDE	09655-1060	2-H12	09655	BASE	11213-1550	1-G1	11213	GASKET, CYL
09482-1530	2-D12	09482	PRESS, CRAN	09657-1131	2-M12	09657	GUIDE	11275-1210	1-E12	11275	COVER, DUST
09482-1540	2-D12	09482 A	PRESS, CRAN	N 09657-1290	2-L12	09657 A	GUIDE	11275-1310	1-J12	11275	COVER, DUST
09491-1010	2-D12	09491	WIRE, ROPE	09657-1420	2-L12	09657	GUIDE	11275-1320	1-C8	11275	COVER, DUST
09500-1290	2-D12	09500	TOOL ASSY,		2-M12	09657 A	GUIDE	11275-1320	1-C8	11275 A	COVER, DUST
09503-1040	2-D12	09503	WRENCH SUB	N 09659-1060	2-L12	09659	ADAPTER	11306-1400	1-B2	11306	COVER SUB
09511-1190	2-D12	09511	TOOL, INJ P	09662-1020	2-H12	09662	ARBOR	11312-1101	1-B2	11312	GASKET, FR
09511-1320	2-D12	09511 A	TOOL, INJ P	09665-1130	2-J12	09665	TOOL, ADJ	N 11312-1170	1-B2	11312	GASKET, FR
09511-1340	2-E12	09511 B	TOOL, INJ P	09665-1190	2-A13	09665 A	TOOL, ADJ	11322-2330	1-B2	11322	COVER, T/G
09511-1500	2-E12	09511 C	TOOL, INJ P	09672-1040	2-K12	09672	LEVER, TIRE	11322-2960	1-B2	11322	COVER, T/G
09511-1520	2-E12	09511 D	TOOL, INJ P	09676-1010	2-F12	09676	PIPE, FUNNE	11322-3120	1-B2	11322	COVER, T/G
09511-1610	2-E12	09511 E	TOOL, INJ P	09677-1010	2-F12	09677	FUNNEL	11351-3570	1-B2	11351	HOUSING, FL
09511-1620	2-E12	09511 F	TOOL, INJ P	09690-1160	2-L11	09690	BOX ASSY, T	11356-1152	1-B2	11356	STAY, F/H
09511-1680	2-E12	09511 G	TOOL, INJ P	09712-1080	2-M12	09712	BAR	N 11356-1153	1-B2	11356	STAY, F/H
09511-1730	2-E12	09511 H	TOOL, INJ P	N 09740-1010	2-L12	09740	GAGE ASSY,	11356-1162	1-B2	11356 A	STAY, F/H
09511-1750	2-E12	09511 J	TOOL, INJ P	09800-2023	2-L11	09800	WRENCH, MON	N 11356-1163	1-B2	11356 A	STAY, F/H
09511-1770	2-E12	09511 K	TOOL, INJ P	09814-1012	2-L11	09814	WRENCH, OPE	11391-1330	1-B2	11391	POINTER, TI
09511-1900	2-E12	09511 M	TOOL, INJ P	09814-1417	2-L11	09814	WRENCH, OPE	11400-3110	1-D1	11400	BLOCK ASSY
09511-1960	2-E12	09511 N	TOOL, INJ P	09839-3606	2-A13	09839	SOCKET WRE	11405-1022	1-B2	11405	PLATE SUB
09511-1970	2-E12	09511 P	TOOL, INJ P	09839-4104	2-I12	09839 A	SOCKET WRE	11410-4510	1-K1	11410	BLOCK ASSY
09511-1990	2-E12	09511 N	TOOL, INJ P		2-M12	09839	SOCKET WRE	11451-1100	1-H8	11451	PIPE, OIL



PART NUMBER	LOCATION NUMBER	KEY NUMBER	DESCRIPTION	PART NUMBER	LOCATION NUMBER	KEY NUMBER	DESCRIPTION	PART NUMBER	LOCATION NUMBER	KEY NUMBER	DESCRIPTION
11451-1141	1-F7	11451	PIPE,OIL	12561-1390	1-C8	12561	BRACKET,CA	13711-1521	1-B3	13711	VALVE,INTA
	1-I7	11451	PIPE,OIL	12575-1070	1-F3	12575	SILENT,BLO	13715-1570	1-B3	13715	VALVE,EXH
11451-1151	1-F7	11451 A	PIPE,OIL	13011-2270	1-H2	13011	RING SET,P	13719-1020	1-B3	13719	SEAL,VALVE
	1-I7	11451 A	PIPE,OIL	13201-1540	1-H2	13201	BEARING SE	13731-1400	1-B3	13731	SPRING,VAL
11467-1761	1-K1	11467	LINER,CYL,	13203-1550	1-H2	13203	BEARING SE	13732-1340	1-B3	13732	SPRING,VAL
11467-1771	1-K1	11467	LINER,CYL,	13204-1520	1-H2	13204	BEARING SE	13734-1140	1-B3	13734	SEAT,VALVE
11467-1781	1-K1	11467	LINER,CYL,	13205-1510	1-H2	13205	BEARING SE	13735-1260	1-B3	13735	SEAT,VALVE
11467-1791	1-K1	11467	LINER,CYL,	13206-1500	1-H2	13206	BEARING SE	13751-1332	1-B3	13751	LIFTER,VAL
11499-1050	1-K1	11499	SEAL,PLATE	13216-1631	1-H2	13216	PISTON,S/S	13787-1161	1-B3	13787	SCREW,VALV
11521-1062	1-K1	11521	BOLT,BEARI	13251-1300	1-H2	13251	PIN,PISTON	13811-1610	1-B3	13811	ARM,VALVE
11701-1730	1-H2	11701	BEARING SE	13260-1460	1-H2	13260	ROD ASSY,C	13811-1620	1-B3	13811 A	ARM,VALVE
11703-1620	1-H2	11703	BEARING SE	13265-1371	1-H2	13265	BOLT,CONRO	13901-1190	1-B3	13901	SHAFT SUB
11704-1650	1-H2	11704	BEARING SE	13266-1090	1-C8	13266	NUT,CONROD	13951-1560	1-B3	13951	SUPPORT,VA
11705-1620	1-H2	11705	BEARING SE	13272-1290	1-H2	13272	BUSHING,CO	13951-1570	1-B3	13951 A	SUPPORT,VA
11706-1650	1-H2	11706	BEARING SE	13411-1680	1-H2	13411	CRANKSHAFT	13951-1580	1-B3	13951 B	SUPPORT,VA
11811-1180	1-K1	11811	BEARING,CA	13411-1681	1-H2	13411	CRANKSHAFT	15012-1221	1-J3	15012	COVER SUB
11821-1190	1-K1	11821	BEARING,CA	13450-1110	1-H2	13450	FLYWHEEL A	15107-1250	1-J3	15107	GEAR SUB A
11831-1130	1-K1	11831	BEARING,CA	13453-1270	1-H2	13453	GEAR,FLYWH	15110-1521	1-J3	15110	PUMP ASSY,
12031-1870	1-B2	12031	MOUNTING S	13455-1100	1-H2	13455	BOLT,FLYWH	15114-1050	1-J3	15114	GUIDE,O-RI
12031-1871	1-B2	12031	MOUNTING S	13456-1100	1-H2	13456	STOPPER,BR	15117-1100	1-K1	15117	BUSHING,BO
12035-2120	2-F3	12035	MOUNTING S	13470-2161	1-H2	13470	PULLEY ASS	15119-1121	1-J3	15119	GASKET,OIL
12101-4310	1-K1	12101	PAN SUB AS	13470-2162	1-H2	13470	PULLEY ASS	15301-4280	1-K1	15301	GAGE SUB A
12108-1100	1-G1	12108	CAP SUB AS	13470-2470	1-H2	13470	PULLEY ASS	15401-1530	1-J3	15401	PIPE SUB A
12141-2170	1-K1	12141	GUIDE,OIL		1-J2	13470	PULLEY ASS	15491-3390	1-F7	15491	BRACKET,PI
12181-1130	1-G1	12108	CAP SUB AS	13470-2471	1-H2	13470	PULLEY ASS		1-I7	15491	BRACKET,PI
12225-1041	1-F7	12225	FLANGE,VEN		1-J2	13470	PULLEY ASS	15491-4230	1-K1	15491	BRACKET,PI
12281-1320	1-G1	12281	HANGER,ENG	13471-3180	1-I2	13471	PULLEY,CRA	N 15492-3730	1-F7	15492	HOLDER,CLI
12301-1330	1-B2	12301	BRACKET SU	13493-1070	1-I2	13493	CLAW,CRANK	15607-1480	1-L3	8.	ELEMENT SE
12303-1410	2-F3	12303	BRACKET SU	13501-1024	1-L2	13501	CAMSHAFT S	15615-1150	1-G11	4.	SPRING,OIL
12303-1411	2-F3	12303	BRACKET SU	13505-1280	1-L2	13505	GEAR SUB A	15618-1100	1-L3	16.	PLATE,OIL
12304-1280	2-F3	12304	BRACKET SU	13521-1110	1-I2	13521	GEAR,CRANK	15624-1200	1-L3	7.	VALVE,FILT
12511-1922	1-H8	12511	BRACKET,GE	13523-1270	1-L2	13523	GEAR,CAMSH	15629-1020	1-G11	5.	WASHER
N 12511-1923	1-H8	12511	BRACKET,GE	N 13523-1470	1-L2	13523	GEAR,CAMSH	15643-1020	1-G11	3.	PLUG,OIL F
	1-L8	12511	BRACKET,GE	13571-1040	1-L2	13571	PLATE,CAMS	15661-1250	1-L3	6.	SPRING,OIL
12511-2440	1-H8	12511	BRACKET,GE	13572-1090	1-L2	13572	PLATE,IDLE	15700-1210	1-J3	15700	COOLER ASS
	1-L8	12511	BRACKET,GE	13572-1100	1-L2	13572 A	PLATE,IDLE		1-L3		COOLER ASS
12512-2410	1-H8	12512	BRACE,GEN	13580-1240	1-L2	13580	SHAFT ASSY	15701-1171	1-L3	1.	CASE SUB A
	1-L8	12512	BRACE,GEN	13613-1280	1-D4	13613	GEAR,INJ P	15711-1371	1-L3	2.	CASE,OIL C
12512-2411	1-H8	12512	BRACE,GEN	13690-1101	1-B2	13690	CASE ASSY,	15712-1400	1-L3	9.	ELEMENT,OI
	1-L8	12512	BRACE,GEN	13690-1121	1-B2	13690	CASE ASSY,	15716-1050	1-L3	5.	PLUG,VALVE
12512-2510	1-F7	12512	BRACE,GEN		1-D2	13690	CASE ASSY,	15717-1160	1-L3	10.	GASKET,OIL
	1-I7	12512 A	BRACE,GEN	13691-1221	1-B2	13691	CASE,BRG H	15773-1371	1-D4	15773 A	PIPE,OIL
12512-2560	1-H8	12512	BRACE,GEN	13691-1251	1-B2	13691	CASE,BRG H	15773-1480	1-D4	15773	PIPE,OIL
12541-1082	1-D4	12541	INSULATOR,		1-D2	13691	CASE,BRG H	15800-1462	1-J3	15800	FILTER ASS
12561-1291	1-C8	12561	BRACKET,CA	13708-1161	1-B3	13708	ROD SUB AS	15904-1080	2-E5	15904	CONNECTOR



3-D1

15904-1090 --> 17451-1010

NUMERICAL INDEX

PART NUMBER	LOCATION NUMBER	KEY NUMBER	DESCRIPTION	PART NUMBER	LOCATION NUMBER	KEY NUMBER	DESCRIPTION	PART NUMBER	LOCATION NUMBER	KEY NUMBER	DESCRIPTION
15904-1090	2-E5	15904	A CONNECTOR	16380-1483	1-C8	16380	PULLEY ASS	16774-1290	1-K11	16774	BRACKET,FR
16051-1070	1-J11	16051	COCK SUB A	16380-1484	1-C8	16380	PULLEY ASS	16776-1040	1-K11	16776	PIECE,DIST
16081-3850	1-J11	16081	RADIATOR S	16380-1590	1-C8	16380	A PULLEY ASS	16861-2170	1-K11	16861	PLATE,AIR
16081-3851	1-J11	16081	RADIATOR S	16380-1591	1-C8	16380	A PULLEY ASS	16867-1400	1-K11	16867	A BRACKET,AI
16081-3852	1-J11	16081	RADIATOR S	16382-1260	1-C8	16382	BRACKET,TE	16867-1401	1-K11	16867	A BRACKET,AI
16081-4210	1-J11	16081	A RADIATOR S	16382-1261	1-C8	16382	BRACKET,TE	16867-1402	1-K11	16867	A BRACKET,AI
16086-1120	1-J11	16086	PIPE SUB A	16383-1141	1-C8	16383	SHAFT,TENS	16867-1410	1-K11	16867	B BRACKET,AI
16087-2530	1-J11	16087	PIPE SUB A	16384-1350	1-C8	16384	PULLEY,TEN	16867-1411	1-K11	16867	B BRACKET,AI
16100-2342	1-F7	16100	PUMP ASSY,	16401-1030	1-J11	16401	CAP SUB AS	17012-1170	2-B10	17012	CUSHION SU
	1-J7		PUMP ASSY,	16410-1121	1-J11	16410	CAP ASSY,R	17040-1072	1-F3	17040	PIPE ASSY,
16100-2520	1-F7	16100	PUMP ASSY,	16500-1080	1-J11	16500	STAY ASSY,	17041-3890	1-F3	17041	INSULATOR
	1-I7	16100	PUMP ASSY,	16504-1730	1-J11	16504	BAR SUB AS	17041-4210	1-F3	17041	A INSULATOR
	1-J7		PUMP ASSY,	16507-2962	1-J11	16507	B PIPE SUB A	17041-5640	1-F3	17041	INSULATOR
16100-2521	1-F7	16100	PUMP ASSY,	16507-2970	1-J11	16507	C PIPE SUB A	17104-1220	1-F3	17104	GASKET,SUB
	1-I7	16100	PUMP ASSY,	16507-2980	1-J11	16507	D PIPE SUB A	17104-1290	1-E12	17104	GASKET,SUB
	1-J7		PUMP ASSY,	16507-2981	1-J11	16507	D PIPE SUB A		1-J12	17104	GASKET,SUB
16104-1180	1-J7	3.	SEAL SUB A	16507-2990	1-J11	16507	E PIPE SUB A	17111-2871	1-F3	17111	MANIFOLD,I
16109-1101	1-J7	2.	SHAFT SUB	16507-2991	1-J11	16507	E PIPE SUB A	17113-2641	1-F3	17113	PIPE,INTAK
16109-1160	1-J7	2.	SHAFT SUB	16507-3000	1-J11	16507	F PIPE SUB A	17113-2651	1-F3	17113	A PIPE,INTAK
16111-1592	1-J7	1.	CASE,COOLA	16507-3001	1-J11	16507	F PIPE SUB A	17141-3521	1-F3	17141	MANIFOLD,E
16111-1601	1-J7	1.	CASE,COOLA	16507-3010	1-J11	16507	G PIPE SUB A	17141-3522	1-F3	17141	MANIFOLD,E
16111-1602	1-J7	1.	CASE,COOLA	16507-3020	1-J11	16507	H PIPE SUB A	17141-3523	1-F3	17141	MANIFOLD,E
16115-1091	1-H8	16115	PIPE,COOLA	16507-3540	1-J11	16507	M PIPE SUB A	N 17159-1301	1-B9	17159	CONNECTOR,
	1-L8	16115	PIPE,COOLA	16507-3550	1-J11	16507	N PIPE SUB A	N 17159-1302	1-B9	17159	CONNECTOR,
16131-1340	1-J7	4.	VANE,COOLA	16507-3560	1-J11	16507	A PIPE SUB A	17159-1303	1-B9	17159	CONNECTOR,
16147-1020	1-J7	6.	SLINGER	16507-3570	1-J11	16507	J PIPE SUB A	N 17159-1304	1-B9	17159	CONNECTOR,
16147-1030	1-J7	6.	SLINGER	16507-3571	1-J11	16507	J PIPE SUB A	17171-1401	1-F3	17171	GASKET,INT
16171-1021	1-J7	5.	CENTER,COO	16507-3580	1-J11	16507	K PIPE SUB A	17171-1510	1-F3	17171	A GASKET,INT
16171-1060	1-J7	5.	CENTER,COO	16507-3581	1-J11	16507	K PIPE SUB A	N 17171-1741	1-F3	17171	GASKET,INT
16173-2110	1-F7	16173	PULLEY,COO	16507-4290	1-J11	16507	P PIPE SUB A	17173-1580	1-F3	17104	GASKET,SUB
16173-2360	1-F7	16173	PULLEY,COO	16507-4300	1-K11	16507	Q PIPE SUB A	17202-1050	1-B13	17202	BODY SUB A
	1-I7	16173	PULLEY,COO	16508-1130	1-K11	16508	GUARD SUB	17212-1032	1-B13	17212	PIPE,SILEN
16181-1010	1-H8	16181	VALVE,COOL	16513-1030	1-K11	16513	STAY,RAD S	17403-3320	1-E12	17403	PIPE SUB A
16181-1170	1-H8	16181	VALVE,COOL	16527-1340	1-K11	16527	BRACKET,RA		1-J12	17403	PIPE SUB A
16301-1130	1-F7	16301	CASE-SUB A	16554-1050	1-E12	16554	RETAINER,C	17405-5220	1-E12	17405	PIPE SUB A
16302-1011	1-F7	16302	COVER SUB		1-J12	16554	RETAINER,C	17408-1270	1-E12	17408	BRACKET SU
	1-I7	16302	COVER SUB	16577-1560	1-J11	16507	P PIPE SUB A		1-J12	17408	BRACKET SU
16323-1370	1-F7	16323	COVER,THE	16601-1540	1-K11	16601	TANK SUB A	17409-3710	1-B9	17409	BRACKET SU
16325-1280	1-F7	16325	GASKET,THE	16671-1410	1-K11	16671	BRACKET,HE	17409-3711	1-B9	17409	BRACKET SU
16360-1450	1-J11	16360	FAN DRIVE	16681-1030	1-K11	16681	GASKET,WAT	17409-4113	1-E12	17409	BRACKET SU
16360-1560	1-J11	16360	A FAN DRIVE	16696-1222	1-K11	16696	BRACKET,CO		1-J12	17409	BRACKET SU
16377-1580	1-F7	16377	SPACER,FAN	16701-3780	1-K11	16701	SHROUD SUB	17431-6310	1-J12	17431	PIPE,EXH T
16380-1480	1-C8	16380	PULLEY ASS	16707-1310	-	16707	CURTAIN SU	17435-2810	1-E12	17435	INSULATOR,
16380-1481	1-C8	16380	PULLEY ASS	16708-1160	-	16708	GUIDE SUB		1-J12	17435	INSULATOR,
16380-1482	1-C8	16380	PULLEY ASS	16708-1170	-	16708	A GUIDE SUB	17451-1010	1-E12	17104	GASKET,SUB



17451-1010 --> 22319-1601

NUMERICAL INDEX

PART NUMBER	LOCATION NUMBER	KEY NUMBER	DESCRIPTION	PART NUMBER	LOCATION NUMBER	KEY NUMBER	DESCRIPTION	PART NUMBER	LOCATION NUMBER	KEY NUMBER	DESCRIPTION
17451-1010	1-J12	17104	GASKET, SUB	17801-2440	1-C13	6.	ELEMENT SU	22125-1150	1-F6	15.	SPRING, DEL
17470-2270	1-E12	17470	BRAKE ASSY	N 17802-1290	1-C13	8.	NUT SUB AS	22128-1010	1-H6	32.	PINION, PLU
	1-J12	17470	BRAKE ASSY	17802-1390	1-C13	8.	NUT SUB AS	22129-1010	1-H6	38.	PLATE, CAMS
N 17470-2271	1-E12	17470	BRAKE ASSY	17881-2360	1-B13	17881	HOSE, A/C	22129-1040	1-I6	41.	H PLATE, CAMS
	1-J12	17470	BRAKE ASSY	17881-2440	1-B13	17881 A	HOSE, A/C	22129-1050	1-H6	41.	A PLATE, CAMS
17470-2410	1-J12	17470 A	BRAKE ASSY	17882-1110	1-C13	2.	DUCT, A/C	22129-1060	1-H6	41.	B PLATE, CAMS
N 17470-2471	1-E12	17470 A	BRAKE ASSY		1-C13	5.	DUCT, A/C	22129-1070	1-H6	41.	C PLATE, CAMS
17477-1220	1-E12	17477	LEVER, EXH	19110-1140	1-H8	19110	PLUG ASSY,	22129-1080	1-H6	41.	D PLATE, CAMS
	1-J12	17477	LEVER, EXH	19112-1151	1-H8	19112	WIRE, GLOW	22129-1090	1-H6	41.	E PLATE, CAMS
17485-1250	1-E12	17485	GASKET, EXH	19113-1050	1-H8	19113	INSULATOR	22129-1100	1-H6	41.	F PLATE, CAMS
	1-J12	17485	GASKET, EXH	19207-1111	1-F3	19207	BRACKET SU	22131-1010	1-F6	5.	ADAPTER
17490-1580	1-E12	17490	CYLINDER A		1-L8	19207	BRACKET SU	22131-1020	1-F6	4.	ADAPTER
	1-J12	17490	CYLINDER A	19207-1130	1-F7	19207	BRACKET SU	22131-1120	1-I4	3.	ADAPTER
17501-3610	1-E12	17501	MUFFLER SU	19207-1140	1-F3	19207	BRACKET SU		1-D5	3.	ADAPTER
	1-J12	17501	MUFFLER SU	21192-1030	1-L7	23.	WASHER	22160-1081	1-H6	35.	CAMSHAFT A
17509-1150	1-E12	17509	U-BOLT SUB	22000-5280	1-D4	22000	PUMP ASSY,	22300-3451	1-D4	22300	GOVERNOR A
	1-J12	17509	U-BOLT SUB	22031-1050	1-A5	93.	DIAPHRAGM		1-I4		GOVERNOR A
17561-2320	1-E12	17561	SUPPORT, EX		1-H5	115.	DIAPHRAGM	22300-3452	1-D4	22300	GOVERNOR A
	1-J12	17561	SUPPORT, EX	22044-1080	1-B5	122.	BRACKET SU		1-I4		GOVERNOR A
17561-2450	1-E12	17561 A	SUPPORT, EX		1-I5	142.	BRACKET SU	22300-3830	1-D4	22300	GOVERNOR A
17568-1140	1-J12	17568 B	CLAMP, EXH	22045-1070	1-B5	123.	LEVER SUB		1-D5		GOVERNOR A
17568-1370	1-E12	17568	CLAMP, EXH		1-I5	143.	LEVER SUB	22300-4541	1-D4	22300	GOVERNOR A
	1-J12	17568	CLAMP, EXH	22080-1330	1-D4	22080	PUMP UNIT,		1-D5		GOVERNOR A
17568-1510	1-E12	17568 A	CLAMP, EXH	22100-2622	1-D4	22100.	BODY ASSY,	22301-1160	1-I4	1.	HOUSING SU
	1-J12	17568 A	CLAMP, EXH		1-F6		BODY ASSY,	22301-1240	1-D5	1.	HOUSING SU
17569-1090	1-E12	17569	CUSHION, EX	22101-2071	1-F6	1.	HOUSING SU	22302-1301	1-J4	27.	COVER SUB
	1-J12	17569	CUSHION, EX	22102-1250	1-F6	6.	COVER SUB	22302-1310	1-J4	27.1	COVER SUB
17571-5981	1-E12	17571 A	BRACKET, EX	22103-1660	1-F6	14.	VALVE SUB	22302-1380	1-E5	28.	COVER SUB
	1-J12	17571 A	BRACKET, EX	22104-1950	1-F6	13.	ELEMENT SU	22303-1180	1-J4	30.	CAPSULE SU
17571-6880	1-E12	17571 B	BRACKET, EX	22105-1080	1-F6	25.	TAPPET SUB		1-E5	43.	CAPSULE SU
	1-J12	17571 B	BRACKET, EX	22105-1230	1-F6	23.	TAPPET SUB	22307-1750	1-J4	28.1	LEVER SUB
17571-6881	1-E12	17571 B	BRACKET, EX	22105-1320	1-F6	21.	TAPPET SUB	22307-1930	1-E5	37.	LEVER SUB
	1-J12	17571 B	BRACKET, EX	22105-1330	1-F6	22.	TAPPET SUB	22308-1360	1-J4	27.5	LEVER SUB
17571-7060	1-E12	17571	BRACKET, EX	22107-1240	1-I6	47.	VALVE SUB	22308-1420	1-E5	31.	LEVER SUB
	1-J12	17571	BRACKET, EX	22108-1160	1-F6	17.	HOLDER SUB	22309-2190	1-L4	58.	LEVER SUB
17571-9450	1-E12	17571 A	BRACKET, EX	22109-1010	1-F6	19.	PLATE SUB	22309-2780	1-F5	71.	LEVER SUB
	1-J12	17571 A	BRACKET, EX	22111-1460	1-I6	42.	COVER, BRG	22317-1170	1-D5	5.	LINK
17610-1480	1-B13	17610	CLEANER AS	22113-1380	1-H6	30.	RACK, CONTR	22317-1390	1-I4	5.	LINK
17701-3230	1-C13	1.	BODY SUB A	22117-1090	1-F6	18.	STOPPER, DE	22317-1400	1-I4	9.	LINK
17704-1010	1-C13	4.1	WING NUT S	22118-1030	1-H6	33.	SLEEVE, PLU	22317-1420	1-K4	53.	LINK
N 17704-1040	1-C13	4.1	WING NUT S	22119-1020	1-H6	28.	SEAT, PLUNG	22317-1500	1-I4	17.	LINK
17714-1260	1-C13	4.	COVER, A/C	22121-1200	1-G6	27.	SPRING, PUM	22317-1560	1-D5	9.	LINK
17720-3590	1-B13	17720	CLEANER AS	22122-1010	1-H6	29.	SEAT, PLUNG	22317-1670	1-D5	17.	LINK
	1-C13		CLEANER AS	22124-1070	1-G5	98.	RING, CAMSH	22319-1601	1-L4	66.	LEVER, LOAD
17733-1090	1-C13	7.	SEAL, WASHE	22124-1140	1-B7	9.	RING, CAMSH		1-G5	101.	LEVER, LOAD



22319-1602 --> 22455-1120

NUMERICAL INDEX

PART NUMBER	LOCATION NUMBER	KEY NUMBER	DESCRIPTION	PART NUMBER	LOCATION NUMBER	KEY NUMBER	DESCRIPTION	PART NUMBER	LOCATION NUMBER	KEY NUMBER	DESCRIPTION
22319-1602	1-L4	66.	LEVER,LOAD	22341-2350	1-F5	75.	SPRING,RET	22432-1060	1-H5	114.	A SHAFT,B/C
22321-2060	1-I4	12.	SPRING,GOV		1-I5	144.	SPRING,RET	22432-1070	1-M4	92.	B SHAFT,B/C
	1-J4	23.	SPRING,GOV	22342-1360	1-K4	44.	NUT,CAP		1-H5	114.	B SHAFT,B/C
	1-D5	12.	SPRING,GOV	22342-1370	1-K4	51.	NUT,CAP	22432-1080	1-M4	92.	C SHAFT,B/C
22321-2070	1-I4	18.	SPRING,GOV	22342-1530	1-F5	57.	NUT,CAP		1-H5	114.	C SHAFT,B/C
	1-D5	18.	SPRING,GOV	22343-2530	1-L4	76.	BRACKET	22432-1090	1-M4	92.	D SHAFT,B/C
22321-2080	1-J4	28.3	SPRING,GOV		1-G5	103.	BRACKET		1-H5	114.	D SHAFT,B/C
22321-2260	1-K4	38.	SPRING,GOV	22343-2610	1-D4	22343	BRACKET	22432-1100	1-M4	92.	E SHAFT,B/C
	1-F5	51.	SPRING,GOV	22343-2611	1-D4	22343	BRACKET		1-H5	114.	E SHAFT,B/C
22321-2270	1-K4	39.	SPRING,GOV	22344-1060	1-K4	31.	FLYWEIGHT	22432-1110	1-M4	92.	F SHAFT,B/C
					1-E5	44.	FLYWEIGHT		1-H5	114.	F SHAFT,B/C
22321-2340	1-E5	39.	SPRING,GOV		1-E5	32.	FLYWEIGHT	22432-1120	1-M4	92.	G SHAFT,B/C
22321-2410	1-E5	24.	SPRING,GOV	22344-1130	1-E5	32.	FLYWEIGHT		1-H5	114.	G SHAFT,B/C
22321-2430	1-F5	52.	SPRING,GOV	22348-1450	1-I4	19.	LEVER,STOP	22432-1130	1-M4	92.	H SHAFT,B/C
22322-1390	1-I4	2.	BUSH		1-D5	20.	LEVER,STOP		1-H5	114.	H SHAFT,B/C
22322-1870	1-J4	27.2	BUSH	22348-1610	1-J4	25.	LEVER,STOP				
	1-E5	33.	BUSH	22348-1910	1-E5	26.	LEVER,STOP	22432-1140	1-M4	92.	J SHAFT,B/C
22322-1900	1-E5	29.	BUSH	22351-1200	1-J4	24.	SEAT,SPG		1-H5	114.	J SHAFT,B/C
22323-1010	1-L4	73.	SEAL		1-E5	25.	SEAT,SPG	22432-1150	1-M4	92.	K SHAFT,B/C
	1-G5	86.1	SEAL	22351-1690	1-K4	52.	SEAT,SPG		1-H5	114.	K SHAFT,B/C
22331-1210	1-K4	40.	SPRING,STA	22351-1740	1-F5	65.	SEAT,SPG	22432-1160	1-M4	92.	L SHAFT,B/C
	1-F5	53.	SPRING,STA	22353-1010	1-K4	34.	NUT,ROUND		1-H5	114.	L SHAFT,B/C
22332-1460	1-I4	20.	COLLAR		1-E5	47.	NUT,ROUND	22432-1170	1-M4	92.	M SHAFT,B/C
	1-D5	21.	COLLAR	22361-1060	1-K4	46.	DIAPHRAGM		1-H5	114.	M SHAFT,B/C
22332-1470	1-J4	28.2	COLLAR	22369-1290	1-M4	81.	PLATE,CAM	22432-1180	1-A5	92.	N SHAFT,B/C
22338-1110	1-I4	8.	SHAFT	22369-1430	1-G5	96.	PLATE,CAM		1-H5	114.	N SHAFT,B/C
				22371-1110	1-K4	35.	CAP,RACK L	22432-1190	1-A5	92.	P SHAFT,B/C
22338-1120	1-J4	27.3	SHAFT		1-E5	48.	CAP,RACK L		1-H5	114.	P SHAFT,B/C
22338-1130	1-J4	27.6	SHAFT	22371-1120	1-E5	48.	CAP,RACK L	22432-1200	1-A5	92.	Q SHAFT,B/C
22338-1140	1-J4	28.4	SHAFT	22385-1710	1-K4	37.	ADAPTER		1-H5	114.	Q SHAFT,B/C
22338-1151	1-K4	45.	SHAFT	22385-1720	1-L4	57.	ADAPTER	22432-1210	1-A5	92.	R SHAFT,B/C
22338-1210	1-E5	40.	SHAFT	22385-2050	1-F5	50.	ADAPTER		1-H5	114.	R SHAFT,B/C
				22392-1030	1-M4	82.	PLATE,SPG		1-A5	92.	R SHAFT,B/C
22338-1220	1-F5	66.	SHAFT		1-B5	125.	PLATE,SPG	22432-1220	1-A5	S 92.	SHAFT,B/C
22338-1230	1-F5	76.	SHAFT		1-G5	97.	PLATE,SPG		1-H5	S114.	SHAFT,B/C
22338-1240	1-D5	8.	SHAFT		1-I5	145.	PLATE,SPG	22432-1230	1-A5	92.	T SHAFT,B/C
22339-1090	1-L4	63.	SHAFT,LOAD	22395-1100	1-L4	70.	SCREW,STOP		1-H5	114.	T SHAFT,B/C
22339-1120	1-F5	58.	SHAFT,LOAD								
					1-L4	71.	SCREW,STOP	22432-1240	1-A5	94.	SHAFT,B/C
22341-1080	1-M4	80.	SPRING,RET		1-G5	84.	SCREW,STOP		1-H5	116.	SHAFT,B/C
	1-G5	106.	SPRING,RET	22395-1570	1-G5	83.	SCREW,STOP	22433-1090	1-M4	91.	SPRING,B/C
22341-1970	1-J4	27.9	SPRING,RET	22401-1440	1-K4	41.	CAPSULE SU		1-H5	113.	SPRING,B/C
	1-E5	35.	SPRING,RET	22401-1580	1-F5	54.	CAPSULE SU	22433-1100	1-A5	96.	SPRING,B/C
22341-1980	1-J4	28.	SPRING,RET								
	1-E5	36.	SPRING,RET	22430-1070	1-M4	86.	COMPENSATO		1-H5	118.	SPRING,B/C
22341-1990	1-L4	62.	SPRING,RET		1-G5	107.	COMPENSATO	22435-1060	1-A5	98.	COVER,B/C
22341-2190	1-M4	77.	SPRING,RET	22431-1040	1-M4	87.	HOUSING,B/		1-H5	120.	COVER,B/C
	1-G5	104.	SPRING,RET		1-G5	108.	HOUSING,B/	22451-1290	1-G5	101.	BRACKET,LI
22341-2350	1-B5	124.	SPRING,RET	22432-1060	1-M4	92.	A SHAFT,B/C	22455-1120	1-I4	10.	PIN,CONNEC

22455-1120 --> 22843-1700

NUMERICAL INDEX

PART NUMBER	LOCATION NUMBER	KEY NUMBER	DESCRIPTION	PART NUMBER	LOCATION NUMBER	KEY NUMBER	DESCRIPTION	PART NUMBER	LOCATION NUMBER	KEY NUMBER	DESCRIPTION
22455-1120	1-L4	59.	PIN, CONNEC	22811-2070	1-F6	7.	BOLT	22821-2040	1-J4	27.7	NUT
	1-L4	61.	PIN, CONNEC	22811-2400	1-A5	103.	BOLT	22821-2060	1-K4	42.	NUT
	1-D5	10.	PIN, CONNEC		1-I5	125.	BOLT	22821-2070	1-K4	47.	NUT
	1-F5	72.	PIN, CONNEC	22811-2580	1-A5	100.	BOLT	22821-2080	1-K4	49.	NUT
	1-F5	74.	PIN, CONNEC		1-I5	122.	BOLT	22821-2090	1-L4	56.	NUT
22461-1150	1-F3	22461	PIPE, BOOST	22811-3140	1-I4	4.	BOLT	22821-2290	1-I6	54.	NUT
22470-1061	1-F3	22470	ACTUATOR A		1-D5	4.	BOLT	22821-2340	1-G5	86.	NUT
22470-1070	1-I5	141.	ACTUATOR A	22811-3170	1-J4	28.7	BOLT	22821-2380	1-A5	95.	NUT
22470-1071	1-B5	121.	ACTUATOR A		1-E5	42.	BOLT		1-H5	117.	NUT
22500-2100	1-D4	22500	TIMER ASSY	22811-3200	1-J4	26.	BOLT	22821-2430	1-F5	60.	NUT
	1-B7		TIMER ASSY		1-E5	27.	BOLT	22821-2440	1-F5	67.	NUT
22501-1020	1-D4	22501	COVER SUB	22811-3540	1-L4	54.	BOLT	22821-2450	1-F5	69.	NUT
	1-I6	50.	COVER SUB	22811-4050	1-M4	78.	BOLT	22821-2480	1-F5	55.	NUT
22512-1420	1-C7	15.	COVER, TIME		1-G5	105.	BOLT	22821-2490	1-G5	85.	NUT
22513-1840	1-B7	12.	FLANGE, TIM	22811-4140	1-M4	90.1	BOLT	22823-1060	1-L4	64.	SEAL, OIL
22513-1870	1-B7	1.	FLANGE, TIM		1-H5	112.	BOLT	22831-1170	1-I6	55.	BOLT, JOINT
22514-1660	1-B7	2.	WEIGHT, TIM	22811-4150	1-M4	90.	BOLT	22831-1210	1-I6	46.	BOLT, JOINT
22514-1700	1-B7	2.1	WEIGHT, TIM		1-H5	111.	BOLT		1-K6	18.	BOLT, JOINT
22515-2120	1-B7	4.	SPRING, TIM	22811-4160	1-A5	105.	BOLT	22831-1410	1-D6	11.	BOLT, JOINT
22515-2150	1-B7	5.	SPRING, TIM	22811-4170	1-J4	29.	BOLT	22831-1610	1-K6	17.	BOLT, JOINT
22517-1190	1-B7	8.	SEAT, TIMER		1-G5	100.	BOLT	22833-1190	1-H6	36.	B BEARING
22535-1050	1-B7	3.	ROD, TIMER	22811-4220	1-C7	19.	BOLT	22841-1330	1-K6	4.	PLUG, SCREW
22545-1110	1-B7	10.	CAM, TIMER	22813-1090	1-F6	12.	O-RING	22841-1910	1-F6	9.	PLUG, SCREW
22545-1120	1-B7	11.	CAM, TIMER	22813-1220	1-I4	7.	O-RING	22841-1930	1-F6	3.	PLUG, SCREW
22560-1630	1-D4	22560	PUMP ASSY,		1-I4	21.	O-RING	22841-1940	1-I4	16.	PLUG, SCREW
	1-K6		PUMP ASSY,		1-D5	22.	O-RING	22841-1950	1-J4	27.4	PLUG, SCREW
22561-1060	1-K6	16.	COVER, PRIM	22813-1370	1-F6	20.	O-RING	22841-1960	1-M4	85.	PLUG, SCREW
22562-1010	1-K6	11.	SPRING, FEE	22813-1460	1-K6	13.	O-RING	22841-2110	1-A5	113.	PLUG, SCREW
22563-1060	1-K6	10.	VALVE, FEED		1-K6	14.	O-RING		1-I5	133.	PLUG, SCREW
22565-1230	1-K6	1.	ROD, FEED P	22813-1500	1-H6	39.	O-RING	22841-2120	1-B5	116.	PLUG, SCREW
22566-1010	1-K6	2.	PISTON, FEE	22813-1560	1-I6	51.	O-RING		1-I5	136.	PLUG, SCREW
22567-1080	1-K6	3.	SPRING, FEE	22813-1720	1-D5	7.	O-RING	22841-2130	1-B5	118.	PLUG, SCREW
22568-1040	1-K6	6.	TAPPET, FEE	22821-1170	1-B5	117.	NUT		1-I5	138.	PLUG, SCREW
22568-1060	1-K6	7.	TAPPET, FEE		1-I5	137.	NUT	22841-2150	1-D5	16.	PLUG, SCREW
22568-1100	1-K6	15.	TAPPET, FEE	22821-1430	1-L4	72.	NUT	22841-2160	1-F5	64.	PLUG, SCREW
22571-1030	1-K6	8.	PIN, FEED P	22821-1590	1-B5	115.	NUT	22843-1040	1-A5	108.	GASKET
22572-1110	1-K6	9.	BLOCK, FEED		1-B5	119.	NUT		1-I5	128.	GASKET
22573-1010	1-K6	12.	CONNECTOR		1-I5	135.	NUT	22843-1220	1-K6	5.	GASKET
22811-1080	1-A5	107.	BOLT		1-I5	139.	NUT	22843-1260	1-F6	8.	GASKET
	1-I5	127.	BOLT	22821-1670	1-I4	15.	NUT	22843-1450	1-A5	102.	GASKET
22811-1170	1-I4	6.	BOLT		1-L4	68.	NUT		1-B5	120.	GASKET
	1-D5	6.	BOLT		1-D5	15.	NUT		1-I5	124.	GASKET
	1-I6	43.	BOLT		1-G5	102.	NUT		1-I5	140.	GASKET
22811-1960	1-H6	34.	BOLT	22821-1850	1-F6	11.	NUT	22843-1700	1-L4	74.	GASKET
22811-2020	1-H6	31.	BOLT	22821-1970	1-K4	48.	NUT		1-G5	87.	GASKET



NUMERICAL INDEX

PART NUMBER	LOCATION NUMBER	KEY NUMBER	DESCRIPTION	PART NUMBER	LOCATION NUMBER	KEY NUMBER	DESCRIPTION	PART NUMBER	LOCATION NUMBER	KEY NUMBER	DESCRIPTION
22843-1800	1-M4	84.	GASKET	22881-1440	1-G6	26.	F SHIM	22881-2210	1-K4	36.	E SHIM
22843-1870	1-D6	12.	GASKET	22881-1450	1-G6	26.	G SHIM	22881-2220	1-K4	36.	F SHIM
22843-1920	1-A5	97.	GASKET	22881-1460	1-G6	26.	H SHIM	22881-2980	1-L4	65.	C SHIM
	1-H5	119.	GASKET	22881-1470	1-G6	26.	J SHIM		1-D5	11.	C SHIM
22843-1990	1-F6	16.	GASKET	22881-1480	1-G6	26.	K SHIM		1-D5	23.	C SHIM
								22881-2990	1-L4	65.	D SHIM
22843-2000	1-K4	43.	GASKET	22881-1490	1-G6	26.	L SHIM		1-D5	11.	D SHIM
22843-2010	1-K4	50.	GASKET	22881-1500	1-G6	26.	M SHIM		1-E5	23.	D SHIM
22843-2020	1-L4	75.	GASKET	22881-1510	1-G6	26.	N SHIM	22881-3000	1-L4	65.	E SHIM
	1-G5	88.	GASKET	22881-1520	1-G6	26.	P SHIM		1-D5	11.	E SHIM
22843-2210	1-A5	109.	GASKET	22881-1530	1-G6	26.	Q SHIM		1-E5	23.	E SHIM
	1-I5	129.	GASKET	22881-1540	1-G6	26.	R SHIM		1-L4	65.	F SHIM
22843-2220	1-A5	110.	GASKET	22881-1550	1-G6	26.	S SHIM	22881-3010	1-D5	11.	F SHIM
	1-I5	130.	GASKET	22881-1560	1-G6	26.	T SHIM		1-E5	23.	F SHIM
22851-1040	1-E5	30.	PLUG, EXPAN	22881-1570	1-G6	26.	U SHIM	22881-3020	1-D5	11.	B SHIM
22853-1120	1-M4	79.	BOLT, STUD	22881-1580	1-G6	26.	V SHIM		1-D5	23.	B SHIM
	1-G5	92.	BOLT, STUD	22881-1590	1-G6	26.	Y SHIM	22881-4110	1-I6	41.	G SHIM
22861-1030	1-L4	69.	SCREW	22881-1600	1-G6	26.	Z SHIM	22881-4120	1-I6	41.	J SHIM
	1-G5	82.	SCREW	22881-1610	1-G6	26.1	A SHIM	22881-5050	1-G6	26.	W SHIM
22861-1480	1-J4	27.8	SCREW	22881-1620	1-G6	26.1	B SHIM	22881-5060	1-G6	26.	X SHIM
	1-E5	34.	SCREW	22881-1630	1-H6	40.	A SHIM				
				22881-1640	1-H6	40.	B SHIM	22881-5070	1-G6	26.1	C SHIM
22863-1010	1-I6	52.	WASHER, PLA	22881-1650	1-H6	40.	C SHIM	22881-5080	1-G6	26.1	D SHIM
22863-1680	1-I6	44.	WASHER, PLA	22881-1660	1-H6	40.	D SHIM	22881-5090	1-G6	26.1	E SHIM
22863-1780	1-A5	111.	WASHER, PLA	22881-1670	1-H6	40.	E SHIM	22881-5100	1-B7	6.	A SHIM
	1-I5	131.	WASHER, PLA	22881-1680	1-H6	40.	F SHIM	22881-5110	1-B7	6.	B SHIM
22873-1340	1-K4	33.	WASHER, SPE					22881-5120	1-B7	6.	C SHIM
	1-E5	46.	WASHER, SPE	22881-1690	1-H6	40.	G SHIM	22881-5130	1-B7	6.	D SHIM
22873-1350	1-A5	112.	WASHER, SPE	22881-1700	1-H6	40.	H SHIM	22881-5140	1-B7	7.	A SHIM
	1-I5	132.	WASHER, SPE	22881-1760	1-F5	78.	B SHIM	22881-5150	1-B7	7.	B SHIM
22873-1420	1-A5	101.	WASHER, SPE	22881-1770	1-F5	78.	C SHIM	22881-5260	1-B7	13.	A SHIM
	1-A5	106.	WASHER, SPE	22881-1780	1-G5	78.	D SHIM				
	1-A5	114.	WASHER, SPE	22881-1790	1-G5	78.	E SHIM		1-C7	16.	A SHIM
	1-I5	123.	WASHER, SPE	22881-1800	1-G5	78.	F SHIM	22881-5270	1-B7	13.	B SHIM
	1-I5	134.	WASHER, SPE	22881-2040	1-I6	41.	K SHIM		1-C7	16.	B SHIM
	1-F6	10.	WASHER, SPE	22881-2100	1-L4	65.	A SHIM	22881-5280	1-B7	13.	C SHIM
22873-1530	1-I6	53.	WASHER, SPE		1-D5	11.	A SHIM		1-C7	16.	C SHIM
								22881-5290	1-B7	13.	D SHIM
22873-1690	1-I4	13.	WASHER, SPE	22881-2110	1-L4	65.	B SHIM		1-C7	16.	D SHIM
22873-1700	1-C7	18.	WASHER, SPE	22881-2170	1-K4	36.	A SHIM	22881-5300	1-B7	13.	E SHIM
22873-1730	1-D5	13.	WASHER, SPE		1-E5	49.	A SHIM		1-C7	16.	E SHIM
22873-1920	1-M4	88.	WASHER, SPE	22881-2180	1-K4	36.	B SHIM	22881-5310	1-B7	13.	F SHIM
	1-G5	109.	WASHER, SPE						1-C7	16.	F SHIM
				22881-2190	1-F5	49.	B SHIM	22881-5320	1-B7	13.	G SHIM
22881-1250	1-F5	78.	A SHIM		1-K4	36.	C SHIM		1-C7	16.	G SHIM
22881-1400	1-F6	26.	A SHIM	22881-2200	1-K4	36.	D SHIM	22881-5330	1-B7	13.	H SHIM
22881-1410	1-F6	26.	B SHIM		1-F5	49.	C SHIM		1-C7	16.	G SHIM
22881-1420	1-G6	26.	C SHIM		1-K4	36.	D SHIM		1-B7	13.	H SHIM
22881-1430	1-G6	26.	D SHIM		1-F5	49.	D SHIM		1-C7	16.	H SHIM



22881-5340 --> 24100-1541

NUMERICAL INDEX

PART NUMBER	LOCATION NUMBER	KEY NUMBER	DESCRIPTION	PART NUMBER	LOCATION NUMBER	KEY NUMBER	DESCRIPTION	PART NUMBER	LOCATION NUMBER	KEY NUMBER	DESCRIPTION
22881-5340	1-C7	13.	J SHIM	22881-8010	1-C6	5.1	L SHIM	23310-1420	1-G4	1.	COVER ASSY
	1-C7	16.	J SHIM	22881-8020	1-C6	5.1	M SHIM	23310-1480	1-G11	8.	COVER ASSY
22881-5350	1-C7	13.	K SHIM	22881-8030	1-C6	5.1	N SHIM	23311-1260	1-G11	8.1	COVER, FUEL
	1-C7	16.	K SHIM	22881-8040	1-C6	5.1	P SHIM	23316-1030	1-H11	3.	PLUG, AIR
22881-6900	1-F5	49.	E SHIM	22881-8050	1-C6	5.1	Q SHIM	23316-1040	1-G4	2.	PLUG, AIR
22881-6910	1-F5	49.	F SHIM	22881-8060	1-C6	5.1	R SHIM	23321-1420	1-G11	1.	COVER, FUEL
22881-7180	1-G5	78.	G SHIM	22881-8070	1-C6	5.1	S SHIM	23322-1030	1-H11	8.	PLUG, DRAIN
22881-7190	1-G5	78.	H SHIM	22881-8080	1-C6	5.1	T SHIM	23329-1240	1-G11	2.	BOLT, CENTE
22881-7200	1-G5	78.	J SHIM	22881-8090	1-C6	5.1	U SHIM	23360-1010	1-H11	1.	COVER ASSY
22881-7250	1-B7	7.	C SHIM	22881-8100	1-C6	5.1	V SHIM	23361-1011	1-H11	2.	COVER, WATE
22881-7260	1-B7	7.	D SHIM	22881-8110	1-C6	5.1	W SHIM	23362-1020	1-H11	9.	RING, RETAI
22881-7610	1-B6	5.	A SHIM	22881-8120	1-C6	5.1	X SHIM	23364-1010	1-H11	4.	GASKET, AIR
22881-7620	1-B6	5.	C SHIM	22881-8130	1-C6	5.1	Y SHIM	23370-1010	1-H11	5.	BODY ASSY,
22881-7630	1-B6	5.	E SHIM	22881-8140	1-C6	5.1	Z SHIM	23371-1010	1-H11	6.	BODY, WATER
22881-7640	1-B6	5.	G SHIM	22881-8150	1-C6	5.2	A SHIM	23372-1010	1-H11	11.	FLOAT
22881-7650	1-B6	5.	J SHIM	22881-8160	1-C6	5.2	B SHIM	23401-1131	1-G4	4.	ELEMENT SE
22881-7660	1-B6	5.	L SHIM	22881-8170	1-C6	5.2	C SHIM	23401-1132	1-G4	4.	ELEMENT SE
22881-7670	1-B6	5.	N SHIM	22881-8180	1-D6	5.2	D SHIM	23401-1150	1-G11	6.	ELEMENT SE
22881-7680	1-B6	5.	Q SHIM	22881-8190	1-D6	5.2	E SHIM	23500-1010	1-C11	23500	PRE-FILTER
22881-7690	1-B6	S 5.	SHIM	22881-8200	1-D6	5.2	F SHIM	23500-1010	1-G11		PRE-FILTER
22881-7700	1-B6	5.	U SHIM	22881-8210	1-D6	5.2	G SHIM	23600-1710	1-D4	23600	NOZZLE AND
22881-7770	1-B6	5.	B SHIM	22881-8220	1-D6	5.2	H SHIM	23611-1211	1-D6	9.	INLET CONN
22881-7780	1-B6	5.	D SHIM	22881-8230	1-D6	5.2	J SHIM	23615-1180	1-B6	4.	SPRING, NOZ
22881-7790	1-B6	5.	F SHIM	22881-8240	1-D6	5.2	K SHIM	23616-1190	1-B6	3.	PIN, NOZZLE
22881-7800	1-B6	5.	H SHIM	22881-8250	1-D6	5.2	L SHIM	23617-1560	1-D6	6.	DISTANCE P
22881-7810	1-B6	5.	K SHIM	22881-8260	1-D6	5.2	M SHIM	23620-1461	1-D4	23620	HOLDER ASS
22881-7820	1-B6	5.	M SHIM	22883-1050	1-J4	28.5	RING, RETAI	23621-1080	1-B6		HOLDER ASS
22881-7830	1-B6	5.	P SHIM		1-E5	41.	RING, RETAI	23622-1070	1-D6	8.	GASKET, INL
22881-7840	1-B6	5.	R SHIM	22883-1070	1-L4	60.	RING, RETAI	23622-1070	1-B6	1.	PIN, NOZZLE
22881-7850	1-B6	5.	T SHIM	22883-1080	1-D6	13.	RING, RETAI	23622-1080	1-B6	2.	PIN, NOZZLE
22881-7860	1-B6	5.	V SHIM	22883-1140	1-C7	14.	RING, RETAI	23633-1230	1-D6	7.	NUT, NOZZLE
22881-7870	1-B6	5.	W SHIM		1-C7	17.	RING, RETAI	23640-1510	1-E4	23640	NOZZLE ASS
22881-7880	1-B6	5.	X SHIM	22883-1590	1-F5	73.	RING, RETAI	23661-1140	1-E4	23661	GASKET, NOZ
22881-7890	1-B6	5.	Y SHIM	22891-1020	1-K4	32.	KEY	23665-1110	1-E4	23665	ADAPTER, NO
22881-7900	1-C6	5.	Z SHIM		1-E5	45.	KEY	23667-1070	1-E4	23667	RING, PACKI
22881-7910	1-C6	5.1	A SHIM	22891-1120	1-I6	45.	KEY	23667-1090	1-D6	10.	RING, PACKI
22881-7920	1-C6	5.1	B SHIM	23010-1230	1-D4	23010	FILTER ASS	23711-1610	1-E4	23711	PIPE, INJ, N
22881-7930	1-C6	5.1	C SHIM	23020-1010	1-C11	23020	PRE-FILTER	23712-1600	1-E4	23712	PIPE, INJ, N
22881-7940	1-C6	5.1	D SHIM	23081-1860	1-D4	23081	PIPE SUB A	23713-1540	1-E4	23713	PIPE, INJ, N
22881-7950	1-C6	5.1	E SHIM	23081-2020	1-D4	23081	PIPE SUB A	23714-1570	1-E4	23714	PIPE, INJ, N
22881-7960	1-C6	5.1	F SHIM	23083-1180	1-D4	23083	PIPE SUB A	23781-2390	1-E4	23781	PIPE, FUEL
22881-7970	1-C6	5.1	G SHIM	23083-1320	1-D4	23083	PIPE SUB A	23782-1290	1-E4	23782	PIPE, FUEL
22881-7980	1-C6	5.1	H SHIM	23091-1130	1-D4	23091	PIPE SUB A	23806-4320	1-E4	23806	HOSE SUB A
22881-7990	1-C6	5.1	J SHIM	23300-1910	1-D4	23300	FILTER ASS	24100-1541	1-B9	24100	TURBOCHARG
22881-8000	1-C6	5.1	K SHIM		1-G4		FILTER ASS	24100-1541	1-E10		TURBOCHARG



24103-1011 --> 28100-1891

NUMERICAL INDEX

PART NUMBER	LOCATION NUMBER	KEY NUMBER	DESCRIPTION	PART NUMBER	LOCATION NUMBER	KEY NUMBER	DESCRIPTION	PART NUMBER	LOCATION NUMBER	KEY NUMBER	DESCRIPTION
24103-1011	1-F3	24103	VALVE SUB	27133-1070	1-J9	33.	RETAINER,B	27378-1220	1-F9	7.	INSULATOR,
24104-1050	1-F10	48.	ACTUATER S	27147-1130	1-I9	29.	TERMINAL,W	27378-1530	1-F9	18.	INSULATOR,
24104-1070	1-F10	48.	ACTUATER S	27147-1270	1-F9	23.	TERMINAL,W	27378-1550	1-I9	14.	INSULATOR,
24107-1141	1-B9	24107	PIPE SUB A	27231-1080	1-L7	7.	PULLEY,GEN	27379-1110	1-F9	24.	CONNECTOR
24107-1160	1-B9	24107	PIPE SUB A	27310-1420	1-G9	34.	FRAME ASSY	27382-1160	1-F9	10.	TERMINAL,P
	1-D9	24107	PIPE SUB A	27310-1450	1-I9	31.	FRAME ASSY	27382-1170	1-F9	11.	TERMINAL,P
24109-1091	1-B9	24109	GASKET,SUB	27311-1370	1-G9	35.	FRAME,DRIV	27383-1090	1-F9	12.	INSULATOR,
24109-1130	1-F3	24109	GASKET,SUB	27311-1400	1-I9	32.	FRAME,DRIV	27383-1180	1-F9	14.	INSULATOR,
24111-1300	1-E10	17.	CASE,TURBI	27312-1160	1-G9	37.	PLATE,RETA	27383-1300	1-I9	11.	INSULATOR,
24114-1190	1-E10	13.	CASE,BLOWE	27312-1170	1-G9	38.	PLATE,RETA	27383-1320	1-I9	9.	INSULATOR,
24115-1280	1-E10	2.	ROTOR,TURB	27312-1460	1-G9	28.	PLATE,RETA	27383-1330	1-I9	22.	INSULATOR,
24116-1070	1-E10	4.	THROWER,OI	27312-1500	1-J9	33.1	PLATE,RETA		1-I9	23.	INSULATOR,
24117-1210	1-E10	8.	NUT,LOCK	27313-1080	1-G9	40.	COVER,FELT	27384-1030	1-G9	33.	WASHER,PLA
24118-1120	1-E10	9.	IMPELLER,B	27313-1150	1-J9	34.	COVER,FELT	27388-1140	1-J9	41.	COVER
24121-1150	1-E10	20.	CASE,BRG	27315-1070	1-G9	41.	FELT	27389-1140	1-F9	13.	INSULATOR,
24122-1050	1-E10	3.	BUSH	27315-1170	1-J9	35.	FELT	27389-1200	1-F9	8.	INSULATOR,
24123-1200	1-E10	19.	PLATE	27316-1040	1-G9	39.	PACKING		1-I9	8.	INSULATOR,
24123-1300	1-E10	16.	PLATE	27316-1050	1-J9	37.	PACKING	27392-1170	1-G9	46.	COVER
24124-1190	1-E10	5.	SEAL,RING	27317-1100	1-G9	43.	BOLT,THROU	27410-1580	1-I9	1.	STATOR ASS
24124-1200	1-E10	6.	SEAL,RING		1-J9	40.	BOLT,THROU	27410-1640	1-F9	1.	STATOR ASS
24124-1270	1-E10	7.	SEAL,RING	27317-1420	1-J9	42.	BOLT,THROU	27412-1130	1-J9	36.	COLLAR,SPA
24127-1110	1-E10	10.	PLATE,BACK	27330-1430	1-F9	27.	ROTOR ASSY	27420-1380	1-G9	50.	PULLEY ASS
24131-1150	1-E10	11.	BEARING	27330-1470	1-I9	30.	ROTOR ASSY	27431-1350	1-J9	60.	PULLEY,ALT
24132-1110	1-E10	21.	RING,NOZZL	27350-1721	1-F9	3.	HOUSING AS	27441-1140	1-J9	61.	FAN,ALTERN
24132-1120	1-E10	44.	RING,NOZZL	27350-1750	1-I9	2.	HOUSING AS	27443-1030	1-G9	44.	COVER,BRG
24135-1080	1-B9	24135	GASKET,OIL	27353-1280	1-F9	5.	HOLDER	27445-1160	1-I9	27.	CLAMP
24136-1120	1-E10	22.	SCREW	27353-1300	1-I9	6.	HOLDER	27610-1761	1-H8	27610	VALVE ASSY
24136-1130	1-E10	24.	SCREW	27354-1010	1-F9	22.	TERMINAL W	27610-1830	1-H8	27610	VALVE ASSY
24141-1090	1-E10	26.	PROTECTOR,	27355-1090	1-F9	15.	CONDENSER,		1-L8	27610	VALVE ASSY
24143-1090	1-E10	12.	BEARING,IN		1-I9	16.	CONDENSER,	27610-1910	1-H8	27610	VALVE ASSY
24145-1190	1-E10	18.	BOLT	27355-1140	1-F9	16.	CONDENSER,	27610-1990	2-E5	27610	VALVE ASSY
24145-1240	1-E10	14.	BOLT	27356-1160	1-F9	6.	HOLDER,W/R	27610-2150	1-H8	27610 A	VALVE ASSY
24150-1300	1-E10	1.	ROTOR ASSY	27356-1180	1-I9	7.	HOLDER,W/R	27700-1370	1-F9	21.	REGULATOR
24151-1070	1-E10	42.	ADAPTER	27358-1131	1-F9	17.	CONNECTOR,		1-I9	28.	REGULATOR
24171-1350	1-B9	24171	PIPE,OIL,I	27358-1160	1-I9	21.	CONNECTOR,	27700-1510	1-F9	21.	REGULATOR
24171-1390	1-B9	24171	PIPE,OIL,I	27359-1701	1-F9	4.	FRAME,RECT		1-I9	28.	REGULATOR
	1-D9	24171	PIPE,OIL,I	27359-1720	1-I9	3.	FRAME,RECT	27770-1030	1-J13	27770	RELAY ASSY
24174-1040	1-E10	41.	HOSE,AIR	27364-1180	1-I9	10.	BOLT,TERMI	28011-1270	1-L9	16.	CLUTCH SUB
24175-1010	1-E10	43.	CLAMP	27364-1380	1-F9	9.	BOLT,TERMI	28011-1390	1-B10	23.	CLUTCH SUB
27017-1070	1-F9	2.	COIL SUB A	27369-1020	1-F9	26.	RESISTANCE	28011-1420	1-L9	16.	CLUTCH SUB
27040-1210	1-H8	27040	ALTERNATOR	27370-1240	1-I9	24.	HOLDER ASS	28100-1691	1-H8	28100	STARTER AS
	1-L8	27040	ALTERNATOR	27371-1150	1-I9	25.	BRUSH,ALTE		1-L9		STARTER AS
	1-F9		ALTERNATOR	27372-1080	1-I9	26.	SPRING,BRU	28100-1890	1-H8	28100	STARTER AS
27050-1081	1-H8	27050	ALTERNATOR	27373-1090	1-I9	24.1	HOLDER,BRU		1-B10		STARTER AS
	1-I9		ALTERNATOR	27378-1200	1-I9	15.	INSULATOR,	28100-1891	1-H8	28100	STARTER AS



PART NUMBER	LOCATION NUMBER	KEY NUMBER	DESCRIPTION	PART NUMBER	LOCATION NUMBER	KEY NUMBER	DESCRIPTION	PART NUMBER	LOCATION NUMBER	KEY NUMBER	DESCRIPTION
28100-1891	1-B10		STARTER AS	28143-1170	1-B10	6.	SPRING, STA	29300-1280	1-L7		PUMP ASSY,
28102-1020	1-L9	18.	STOPPER, PI	28148-1040	1-B10	2.	BRUSH, STAR	N 29300-1281	1-F7	29300	PUMP ASSY,
	1-B10	24.	STOPPER, PI	28148-1050	1-B10	2.1	BRUSH, STAR		1-L7		PUMP ASSY,
28111-1130	1-C10	27.	BOSH, DRIVE	28150-1730	1-M9	25.	SWITCH ASS	29301-1140	1-L7	18.	VALVE SUB
28111-1340	1-L9	15.	BOSH, DRIVE	28151-1330	1-M9	31.	LEAD, SWITC		1-J9	56.	VALVE SUB
28112-1320	1-L9	20.	BOLT, HOUSI	28160-1370	1-L9	6.	ARMATURE A	29310-1010	1-L7	5.	COVER ASSY
28112-1430	1-M9	26.	BOLT, HOUSI	28160-1490	1-B10	8.	ARMATURE A	N 29310-1020	1-L7	5.	COVER ASSY
28112-1610	1-L9	20.1	BOLT, HOUSI	28164-1040	1-M9	34.	HOOK	29313-1060	1-L7	21.	WASHER, NIP
28112-1620	1-L9	19.	BOLT, HOUSI		1-C10	38.	HOOK		1-J9	53.	WASHER, NIP
28112-1900	1-B10	12.	BOLT, HOUSI	28168-1130	1-M9	33.	RING RETAI	29313-1070	1-J9	55.	WASHER, NIP
28112-1910	1-C10	29.	BOLT, HOUSI		1-B10	25.	RING RETAI	29313-1080	1-L7	19.	WASHER, NIP
28112-1920	1-C10	31.	BOLT, HOUSI	28180-1200	1-M9	27.	POINT ASSY		1-J9	57.	WASHER, NIP
28112-2000	1-B10	7.	BOLT, HOUSI	28180-1300	1-C10	32.	POINT ASSY	29313-1090	1-L7	20.	WASHER, NIP
28113-1240	1-B10	17.	LEVER, PINI	28180-1330	1-C10	30.	POINT ASSY		1-J9	58.	WASHER, NIP
28113-1250	1-L9	13.	LEVER, PINI	28219-1140	1-L9	21.	WASHER, STA	29315-1010	1-L7	1.	HOUSING, VA
28114-1080	1-B10	18.	PIN, DRIVE	28220-1260	1-M9	28.	CORE ASSY,	N 29315-1020	1-L7	1.	HOUSING, VA
28115-1520	1-L9	14.	HOUSING, ST	28220-1320	1-C10	33.	CORE ASSY,	29317-1050	1-L7	14.	CASING
28115-1750	1-C10	26.	HOUSING, ST	28230-1220	1-M9	30.	TERMINAL A	29322-1010	1-J9	48.	BUSHING, OI
28115-1820	1-C10	26.	HOUSING, ST	28230-1290	1-C10	37.	TERMINAL A	29322-1030	1-L7	6.	BUSHING, OI
28116-1030	1-B10	20.	SPRING, PIN	28236-1020	1-C10	35.	SPRING, MAG	29322-1040	1-J9	48.	BUSHING, OI
28117-1070	1-B10	22.	PACKING	28240-1470	1-M9	29.	COVER ASSY	29331-1060	1-J9	50.	BLADE, VACU
28118-1040	1-B10	15.	PLATE	28240-1540	1-C10	36.	COVER ASSY	29331-1080	1-L7	17.	BLADE, VACU
28118-1200	1-B10	21.	PLATE	28252-1340	1-B10	9.	BEARING	29336-1020	1-L7	2.	SHAFT, VACU
28118-1220	1-L9	11.1	PLATE	28252-1350	1-B10	10.	BEARING	29337-1050	1-L7	15.	ROTOR, VACU
28118-1300	1-B10	16.	PLATE	28254-1100	1-L9	12.	SHAFT, DRIV	29342-1060	1-L7	16.	PACKING, V
28119-1100	1-B10	11.	HOUSING, GE	28254-1210	1-B10	14.	SHAFT, DRIV		1-J9	49.	PACKING, V
28120-1470	1-B10	1.	YOKE ASSY,	28262-1110	1-B10	19.	HOLDER	29352-1010	1-L7	24.	HOLLOW, SCR
28120-1480	1-B10	1.	YOKE ASSY,	28410-1061	1-J13	28410	RELAY ASSY		1-J9	54.	HOLLOW, SCR
28121-1210	1-L9	1.	COIL, START	N 28410-1062	1-J13	28410	RELAY ASSY	29352-1020	1-L7	22.	HOLLOW, SCR
28125-1210	1-L9	11.	BUSH, CENTE	28620-1110	1-J13	28620	RELAY ASSY		1-J9	52.	HOLLOW, SCR
28126-1411	1-L9	9.	BEARING, CE	28620-1340	1-J13	28620	RELAY ASSY	31111-1800	2-H2	31111	HOUSING, CL
28126-1470	1-B10	13.	BEARING, CE	28630-1120	1-J13	28630	TIMER ASSY	31111-2090	2-H2	31111	HOUSING, CL
28127-1100	1-L9	10.	PLATE, CENT	28800-1271	1-D13	28800	BATTERY	31125-1020	2-H2	31125	PLATE, RELE
28130-1310	1-L9	2.	FRAME ASSY	28800-1560	1-D13	28800	BATTERY	31126-1020	2-H2	31126	BOOT, CLUTC
28132-1030	1-C10	28.	COVER, BRG	28800-1680	1-D13	28800	BATTERY	31126-1021	2-H2	31126	BOOT, CLUTC
28133-1500	1-B10	3.	FRAME, COMM	28800-1750	1-D13	28800	BATTERY	31210-1080	2-F2	31210	COVER ASSY
28133-1520	1-B10	3.	FRAME, COMM	28800-1760	1-D13	28800	BATTERY	31230-1030	2-H2	31230	BEARING AS
28133-1620	1-B10	3.	FRAME, COMM	28800-1900	1-D13	28800	BATTERY	31233-1220	2-H2	31233	FORK, CLUTC
28134-1010	1-L9	17.	COVER, END	28800-2210	1-D13	28800	BATTERY	31233-1221	2-H2	31233	FORK, CLUTC
28138-1310	1-C10	34.	PACKING	28800-2220	1-D13	28800	BATTERY	31234-1120	2-H2	31234	SPRING, REL
28140-1230	1-L9	3.	HOLDER ASS	29172-1010	1-L7	4.	BEARING	31250-3120	2-F2	31250	DISC ASSY,
28140-1300	1-B10	4.	HOLDER ASS	29172-1090	1-L7	3.	BEARING	31250-3121	2-F2	31250	DISC ASSY,
28142-1190	1-L9	5.	BRUSH, STAR	29300-1230	1-J9	47.	PUMP ASSY,	31251-1670	2-F2	31251	FACING
28142-1270	1-B10	5.	BRUSH, STAR	29300-1280	1-F7	29300	PUMP ASSY,	31264-1031	2-K2	31264	PLATE, FRIC
28143-1100	1-L9	4.	SPRING, STA		1-I7	29300	PUMP ASSY,	31271-1030	2-F2	31271	BOLT, STRAP



31301-2420 --> 33702-1464

NUMERICAL INDEX

PART NUMBER	LOCATION NUMBER	KEY NUMBER	DESCRIPTION	PART NUMBER	LOCATION NUMBER	KEY NUMBER	DESCRIPTION	PART NUMBER	LOCATION NUMBER	KEY NUMBER	DESCRIPTION
N 31301-2420	2-K2	31301	PEDAL SUB	33076-1630	2-E4	33076	END SUB AS	33363-1063	2-F3	33363 A	SLEEVE, T/M
31301-3160	2-K2	31301	PEDAL SUB	N 33076-1840	2-E4	33076	END SUB AS	33363-1240	2-F3	33363	SLEEVE, T/M
31305-1231	2-K2	31305	BRACKET SU	N 33076-1920	2-E4	33076 A	END SUB AS	33363-1440	2-F3	33363 B	SLEEVE, T/M
31305-1260	2-K2	31305 A	BRACKET SU	N 33076-1930	2-E4	33076 B	END SUB AS	33363-1660	2-F3	33363 A	SLEEVE, T/M
N 31305-1472	2-K2	31305	BRACKET SU	33111-2081	2-F3	33111	CASE, T/M	33365-1020	2-F3	33365	KEY, SYNCHR
31308-1080	2-E5	31308	BUFFER SUB	33111-2082	2-F3	33111	CASE, T/M	33366-1010	2-F3	33366	HEAD, SYNCH
31318-1010	2-K2	31318	BUFFER, CLU	33121-2081	2-B4	33121	COVER, T/M	33371-1051	2-F3	33371 A	RING, SYNCH
31321-1050	2-K2	31321	PAD, PEDAL	33122-1100	2-B4	33122	GASKET, T/M	33371-1061	2-F3	33371	RING, SYNCH
	2-E5	31321	PAD, PEDAL	33131-1470	2-F3	33131	RETAINER, B	33371-1062	2-F3	33371	RING, SYNCH
31322-1040	2-K2	31322	STOPPER, PE	33132-1170	2-F3	33132	GASKET, BRG	33372-1070	2-G3	33372 A	CONE, SYNCH
N 31322-1130	2-K2	31322	STOPPER, PE	33141-1842	2-F3	33141	RETAINER, B	33372-1071	2-G3	33372 A	CONE, SYNCH
31401-1080	2-A3	1.	PISTON SUB	33141-1920	2-F3	33141	RETAINER, B	33372-1080	2-F3	33372	CONE, SYNCH
31420-1500	2-K2	31420	CYLINDER A	33142-1330	2-F3	33142	GASKET, BRG	33372-1081	2-G3	33372	CONE, SYNCH
	2-A3		CYLINDER A	33161-1070	2-J11	33161	COVER, T/M	33411-2691	2-G3	33411	COUNTERSHA
31420-1501	2-K2	31420	CYLINDER A	33162-1130	2-J11	33162	GASKET, T/M	33422-1192	2-G3	33422	GEAR, COUNT
	2-A3		CYLINDER A	33202-1210	2-B4	33202	HEAD SUB A	33426-2200	2-G3	33426	GEAR, COUNT
31446-1210	2-B3	3.	CUP, PISTON	33203-2012	2-B4	33203	SHAFT SUB	33432-1090	2-G3	33432	COVER, SEAL
31448-1090	2-B3	4.	SEAL, PISTO	33205-1071	2-B4	33205	SHAFT SUB	33451-1120	2-G3	33451	SHAFT, REV
31451-1030	2-A3	9.	ROD, MASTER	33212-1070	2-B4	33212	FORK, 1ST A	33461-1151	2-G3	33461	GEAR, REV I
31454-1060	2-A3	8.	BOOT, MASTE	33214-1031	2-B4	33214	FORK, 2ND A	33481-1230	2-K3	33481	GEAR, SPEED
31470-1200	2-H2	31470	CYLINDER A	33216-1061	2-B4	33216	FORK, 4TH A	33482-1011	2-K3	33482	GEAR, SPEED
	2-B3		CYLINDER A	33222-1050	2-B4	33222	LEVER, INVE	33482-1521	2-K3	33482	GEAR, SPEED
31472-1110	2-B3	2.	PISTON, REL	33223-1020	2-B4	33223	PIN, INVERS	33484-1180	2-K3	33484	BUSH, SPEED
31476-1120	2-B3	5.	BOOT, RELEA	33225-1060	2-B4	33225	PLUNGER, LO	33502-1190	2-E4	33502	HOUSING SU
31477-1010	2-B3	6.	PLUG, BLEED	33236-1110	2-B4	33236	HEAD, 4TH A	33503-1500	2-E4	33503 A	LEVER SUB
31496-9310	2-K2	31496	PIPE, OIL	33236-1130	2-B4	33236 A	HEAD, 4TH A	33503-1630	2-E4	33503 B	LEVER SUB
31496-9321	2-K2	31496 A	PIPE, OIL	33242-1080	2-B4	33242	SHAFT, 1ST	33503-1691	2-E4	33503 C	LEVER SUB
31496-9331	2-K2	31496 B	PIPE, OIL	33244-1090	2-B4	33244	SHAFT, 2ND	33503-1692	2-E4	33503 C	LEVER SUB
31496-9340	2-K2	31496 C	PIPE, OIL	33246-1040	2-B4	33246 A	SHAFT, 4TH	33503-1693	2-E4	33503 C	LEVER SUB
31496-9350	2-K2	31496 D	PIPE, OIL	33246-1190	2-B4	33246	SHAFT, 4TH	33504-1670	2-E4	33504	KNOB SUB A
31901-1011	2-H2	31901	PIVOT SUB	33252-1130	2-B4	33252	LEVER, SHIF	N 33504-2030	2-E4	33504	KNOB SUB A
31921-1190	2-H2	31921	ROD, PUSH	33257-1020	2-B4	33257	LEVER, SELE	33520-2420	2-E4	33520	LEVER ASSY
32215-1120	2-B6	2.	BODY, POPPE	33271-1140	2-B4	33271	HOUSING, SH	33520-2451	2-E4	33520 A	LEVER ASSY
32227-1090	2-C6	32.	BOOT, PUSH	33272-1040	2-B4	33272	GASKET, SHI	33520-2452	2-E4	33520 A	LEVER ASSY
32230-1090	2-B6	14.	ROD ASSY, P	33311-3661	2-F3	33311	SHAFT, INPU	33520-2453	2-E4	33520 A	LEVER ASSY
32235-1180	2-B6	18.	SEAL, PISTO	33321-1182	2-F3	33321	SHAFT, OUTP	33523-1040	2-B4	33523	PIN, SHIFT
32243-1040	2-K2	32243	BUSHING, CO	33332-1301	2-F3	33332	GEAR, 2ND	33529-1210	2-E4	33529	GASKET, SHI
33010-6021	2-C3	33010	TRANSMISSI	33333-2532	2-F3	33333	GEAR, 3RD	33531-1090	2-E4	33531	BOOT, DUST
33010-6190	2-C3	33010	TRANSMISSI	33334-2051	2-F3	33334	GEAR, 4TH	33555-1200	2-E4	33555	BOOT, SHIFT
33010-6191	2-C3	33010	TRANSMISSI	33335-1181	2-F3	33335	GEAR, 1ST	33555-1290	2-E4	33555 B	BOOT, SHIFT
33076-1200	2-E4	33076 A	END SUB AS	33338-1080	2-F3	33338	GEAR, REV	33555-1301	2-E4	33555 A	BOOT, SHIFT
33076-1210	2-E4	33076 B	END SUB AS	33361-1031	2-F3	33361 A	HUB, T/M SY	33577-1030	2-B4	33577	COVER, CONT
33076-1490	2-E5	33076	END SUB AS	33361-1041	2-F3	33361	HUB, T/M SY	33577-1060	2-B4	33577 A	COVER, CONT
33076-1500	2-E5	33076 A	END SUB AS	33361-1790	2-F3	33361 A	HUB, T/M SY	33702-1454	2-E4	33702	CABLE SUB
N 33076-1521	2-E4	33076	END SUB AS	33363-1053	2-F3	33363 B	SLEEVE, T/M	33702-1464	2-E4	33702 A	CABLE SUB

PART NUMBER	LOCATION NUMBER	KEY NUMBER	DESCRIPTION	PART NUMBER	LOCATION NUMBER	KEY NUMBER	DESCRIPTION	PART NUMBER	LOCATION NUMBER	KEY NUMBER	DESCRIPTION
33702-1475	2-E4	33702	CABLE SUB	41361-1360	2-G11	41361	WASHER, DIF	43511-2150	2-H10	43511	HUB, FR AXL
33702-1485	2-E4	33702 A	CABLE SUB	41371-1090	2-G11	41371	SPIDER, DIF	43511-2180	2-H10	43511	HUB, FR AXL
33702-1730	2-E4	33702	CABLE SUB	42023-1141	2-C11	42023	BREATHER S	43511-2280	2-H10	43511	HUB, FR AXL
33702-1740	2-E4	33702 A	CABLE SUB	42101-5821	2-C11	42101	HOUSING, SU	43512-2440	2-K10	43512	DRUM, BRAKE
33707-3790	2-E4	33707	BRACKET SU	42147-1110	2-C11	42147	GUIDE, OIL	43512-2610	2-K10	43512	DRUM, BRAKE
33707-3791	2-E4	33707	BRACKET SU	42311-2932	2-C11	42311	SHAFT, AXLE		2-E11	43512	DRUM, BRAKE
33707-3830	2-B4	33707	BRACKET SU	42411-2031	2-C11	42411	HUB, RR AXL	43514-1160	2-H10	43514	CAP, FR HUB
33756-1010	2-F4	33756 B	SEAT, BALL	42411-2032	2-C11	42411	HUB, RR AXL	44069-2610	2-C6	991.	REPAIR SET
33756-1320	2-E4	33756	SEAT, BALL	42611-2410	2-C8	42611	WHEEL, DISC	44107-1160	2-J9	44107	HOUSING SU
33756-1351	2-E4	33756 A	SEAT, BALL		2-E8	42611	WHEEL, DISC	44108-1030	2-K5	21.	PLUG SUB A
33763-1550	2-F4	33763	STUD, BALL	42611-2420	2-C8	42611	WHEEL, DISC	44108-1040	2-J9	44108	PLUG SUB A
33765-1030	2-F4	33765	COVER, BALL		2-E8	42611	WHEEL, DISC	44110-1400	2-F9	44110	GEAR ASSY,
34605-1160	2-G3	34605	BEARING SU	42611-2710	2-C8	42611	WHEEL, DISC		2-J9	44110	GEAR ASSY,
34605-1170	2-G3	34605	BEARING SU	42613-1220	2-C8	42613	RING, DISC	44120-1210	2-J9	44120	BALL AND N
34605-1180	2-G3	34605	BEARING SU	N 42620-1370	2-E8	42620	WHEEL ASSY	44160-1090	2-J9	44160	COVER ASSY
37120-8400	2-I4	37120	SHAFT ASSY	42641-1290	2-C8	42641	TIRE, RIB P	44170-1100	2-J9	44170	SHAFT ASSY
37304-3210	2-G11	37304	FLANGE SUB	42641-1300	2-C8	42641	TIRE, RIB P	44199-1060	2-J9	44199	OVERHAUL S
37304-3270	2-G3	37304	FLANGE SUB	42641-1310	2-C8	42641	TIRE, RIB P	44235-1250	2-J9	44235	SEAL, SLIPP
37306-1960	2-I4	37306	YOKE SUB A	42641-1350	2-C8	42641	TIRE, RIB P	44235-1260	2-J9	44235 B	SEAL, SLIPP
37309-1210	2-I4	37309	YOKE SUB A	42641-1360	2-C8	42641	TIRE, RIB P	44235-1270	2-J9	44235 A	SEAL, SLIPP
37315-1420	2-I4	37315	YOKE, U-JOI	42641-1370	2-C8	42641	TIRE, RIB P	44236-1300	2-J9	44236	RING, BACK
37341-1660	2-G11	37341	DEFLECTOR,	42651-1500	2-C8	42651	TIRE, RIB P	44236-1310	2-J9	44236 A	RING, BACK
37341-1700	2-G3	37341	DEFLECTOR,	N 42651-1520	2-E8	42651	TIRE, RIB P	N 44300-1360	1-I10	1.	A PUMP ASSY,
37354-1060	2-I4	37354	SEAL, DUST	42651-1530	2-C8	42651	TIRE, RIB P	N 44300-1370	1-I10	1.	B PUMP ASSY,
37401-1100	2-I4	37401	SPIDER SUB	42657-1840	2-C8	42657	TIRE, RADIA	N 44300-1380	1-I10	1.	C PUMP ASSY,
37402-1180	2-I4	37402	BEARING SU	42657-1850	2-C8	42657	TIRE, RADIA	44302-1710	1-I10	5.	BODY SUB A
N 41101-1631	2-G11	41101	CARRIER SU		2-E8	42657	TIRE, RADIA	44302-1720	1-I10	17.	BODY SUB A
N 41101-1830	2-G11	41101	CARRIER SU	42657-1880	2-E8	42657	TIRE, RADIA	44302-1810	1-I10	5.	BODY SUB A
41110-6630	2-G11	41110	CARRIER AS	42657-1970	2-C8	42657	TIRE, RADIA	44302-1860	1-I10	17.	BODY SUB A
N 41111-1670	2-G11	41111	CARRIER, DI	42657-1980	2-C8	42657	TIRE, RADIA	44305-1220	2-D10	2.	CAP SUB AS
41123-1540	2-G11	41123	SHIM, DIFF	42657-1990	2-C8	42657	TIRE, RADIA	44306-1180	1-I10	13.	CARTRIDGE
41123-1550	2-G11	41123	SHIM, DIFF	42657-2000	2-C8	42657	TIRE, RADIA	44306-1190	1-I10	13.	CARTRIDGE
41123-1560	2-G11	41123	SHIM, DIFF		2-E8	42657	TIRE, RADIA	44310-1720	1-C8	44310	PUMP ASSY,
41123-3711	2-G11	41123 A	SHIM, DIFF	42657-2010	2-C8	42657	TIRE, RADIA		1-I10		PUMP ASSY,
41123-3721	2-G11	41123 A	SHIM, DIFF		2-E8	42657	TIRE, RADIA	44312-1240	1-I10	9.	SHAFT, VANE
41123-3731	2-G11	41123 A	SHIM, DIFF	42657-2020	2-C8	42657	TIRE, RADIA	44314-1210	1-I10	4.	SPRING
41123-3741	2-G11	41123 A	SHIM, DIFF		2-E8	42657	TIRE, RADIA	44314-1310	1-I10	16.	SPRING
41131-1620	2-G11	41131	CAGE, DIFF	43111-1520	2-H10	43111	I-BEAM, FR	44318-1110	1-I10	14.	DOWEL, ROTO
41203-2220	2-G11	41203	RING GEAR	43112-1030	2-H10	43112	PIN, KING P	44322-1260	1-I10	15.	PLATE, SIDE
41231-1740	2-G11	41231	SPACER, DIF	43114-1120	2-C7	43114	SHIM, FR AX	44326-1180	1-I10	3.	PLUG
41301-1690	2-G11	41301	CASE SUB A	43207-1120	2-H10	43207	COVER SUB	44330-1360	1-I10	1.	A VALVE ASSY
41315-1150	2-G11	41315	NUT, DIF B	43210-1860	2-H10	43210	KNUCKLE AS	44330-1370	1-I10	1.	B VALVE ASSY
41331-1210	2-G11	41331	GEAR, DIF	43214-1170	2-H10	43214	GUIDE, OIL	44330-1380	1-I10	1.	C VALVE ASSY
41341-1150	2-G11	41341	PINION, DIF	43220-1860	2-H10	43220	KNUCKLE AS	44351-1110	1-C8	44351	GEAR, DRIVE
41351-1160	2-G11	41351	WASHER, DIF	43231-1320	2-H10	43231	*PIN, KING	44360-1910	2-B10	44360	RESERVOIR



44360-1910 --> 45622-1530

NUMERICAL INDEX

PART NUMBER	LOCATION NUMBER	KEY NUMBER	DESCRIPTION	PART NUMBER	LOCATION NUMBER	KEY NUMBER	DESCRIPTION	PART NUMBER	LOCATION NUMBER	KEY NUMBER	DESCRIPTION
44360-1910	2-D10		RESERVOIR	44624-1010	2-B6	6.	KEY	45192-1040	2-F10	9.	PLATE, HORN
44370-1120	2-B10	44370	RESERVOIR	44625-1010	2-B6	11.	HUB, REACTI	45205-1713	2-F9	45205	TUBE SUB A
44391-1440	1-I10	2.	O-RING	44704-1450	2-E5	44704	RESERVOIR	45207-1011	2-F9	45207	PLATE SUB
44391-1450	1-I10	19.	O-RING	44708-1360	1-H8	44708	PIPE SUB A	45210-1110	2-F9	45210	SHAFT ASSY
44391-1490	1-I10	18.	O-RING	44708-1370	1-H8	44708	PIPE SUB A	45216-1420	2-F9	45216	SHAFT, STRG
44391-1520	2-B6	12.	O-RING		1-L8	44708	PIPE SUB A	45216-1520	2-F9	45216	SHAFT, STRG
44391-1650	1-I10	2.	O-RING	44730-1080	2-E5	44730	VALVE ASSY	N 45216-1590	2-F9	45216	SHAFT, STRG
44391-1660	1-I10	19.	O-RING	44761-4330	2-E5	44761	PIPE	45222-1200	2-F9	45222	COVER, STRG
44392-1010	1-I10	8.	RING, RETAI	44761-4920	2-E5	44761 E	PIPE	45222-1210	2-F9	45222A	
44392-1020	1-I10	12.	RING, RETAI	44761-5180	2-E5	44761 A	PIPE	45222-1320	2-F9	45222 B	COVER, STRG
44393-1010	1-I10	7.	SEAL, OIL P	44761-5191	2-E5	44761 B	PIPE	N 45222-1360	2-F9	45222	COVER, STRG
44394-1010	1-I10	10.	BEARING, BA	44761-5211	2-E5	44761 C	PIPE	45222-1510	2-F9	45222 B	COVER, STRG
44395-1010	1-I10	11.	RING, SHAFT	44761-5221	2-E5	44761 D	PIPE	45230-1412	2-F9	45230	JOINT ASSY
44408-1650	1-H8	44408	HOSE SUB A	44761-5231	2-E5	44761 A	PIPE	45230-1550	2-F9	45230	JOINT ASSY
44408-1760	1-F7	44408	HOSE SUB A	44766-2161	2-E5	44766	PIPE	45250-2010	2-F9	45250	COLUMN ASS
	1-I7	44408	HOSE SUB A	44771-1570	2-E5	44771	HOSE, VACUU	N 45250-2130	2-F9	45250	COLUMN ASS
N 44408-1761	1-F7	44408	HOSE SUB A	44771-2260	1-H8	44771	HOSE, VACUU	N 45250-2131	2-F9	45250	COLUMN ASS
44410-2850	2-B10	44410	HOSE ASSY,		1-L8	44771	HOSE, VACUU	45259-1010	2-F9	45259 A	PLATE, STRG
44412-1090	2-B10	44412	HOSE, RETUR	44771-2310	1-L8	44771 A	HOSE, VACUU	45259-1021	2-F9	45259	PLATE, STRG
44413-1590	2-B10	44413	HOSE, SUCTI	44771-2320	1-I8	44771 B	HOSE, VACUU	45260-1060	2-F9	45260	COVER ASSY
44413-1600	2-B10	44413 A	HOSE, SUCTI	44771-2330	1-H8	44771 A	HOSE, VACUU	N 45260-1110	2-F9	45260	COVER ASSY
44414-1601	1-C8	44414	PIPE, SUCTI		1-L8	44771 B	HOSE, VACUU	45270-1060	2-F9	45270	COVER ASSY
44414-1850	2-B10	44414	PIPE, SUCTI	44771-2350	1-H8	44771	HOSE, VACUU	N 45270-1110	2-F9	45270	COVER ASSY
44415-8061	2-B10	44415 A	PIPE, FEED	44771-2460	1-I8	44771 C	HOSE, VACUU	45286-1100	2-F9	45286	COVER, STRG
44415-8071	2-B10	44415 B	PIPE, FEED		1-L8	44771 C	HOSE, VACUU.	N 45286-1720	2-F9	45286	COVER, STRG
44415-8080	2-B10	44415 C	PIPE, FEED	44771-2761	1-I8	44771 D	HOSE, VACUU	N 45286-1770	2-F9	45286	COVER, STRG
44415-8100	2-B10	44415 E	PIPE, FEED	44771-3230	2-E5	44771 B	HOSE, VACUU	45287-1170	2-F9	45287	COVER, STRG
44415-8130	2-B10	44415 D	PIPE, FEED	44771-3240	2-E5	44771 B	HOSE, VACUU	45287-1290	2-G9	45287A	
44416-1871	2-B10	44416	PIPE, RETUR	44771-3250	2-E5	44771 C	HOSE, VACUU	N 45287-1410	2-F9	45287	COVER, STRG
44417-7450	2-B10	44417 E	PIPE, RETUR	44771-3270	2-E5	44771 D	HOSE, VACUU	N 45287-1420	2-F9	45287	COVER, STRG
44417-7461	2-B10	44417	PIPE, RETUR	44771-3281	2-E5	44771 E	HOSE, VACUU	45302-1370	2-G9	45302	BRACKET SU
44417-7470	2-B10	44417 A	PIPE, RETUR	44803-1080	1-C11	44803	SEPARATOR	45312-1500	2-G9	45312	BRACKET, ST
44417-7481	2-B10	44417 B	PIPE, RETUR		1-H11		SEPARATOR	45333-1120	2-J9	45333	SEAL, STRG
44417-7491	2-B10	44415 D	PIPE, FEED	44820-1010	1-C11	44820	SEPARATOR	45411-2660	2-G9	45411	ARM, PITMAN
	2-B10	44417 C	PIPE, RETUR	44921-1010	2-B4	44921	BREATHER, A	45420-1770	2-H10	45420	END ASSY, T
44417-7502	2-B10	44417	PIPE, RETUR	45102-1220	2-F10	2.	WHEEL SUB	45430-1770	2-H10	45430	END ASSY, T
44417-7503	2-B10	44417	PIPE, RETUR	45110-1200	2-F9	45110	WHEEL ASSY	45440-4570	2-G9	45440	LINK ASSY,
44442-1920	2-B10	44442	BRACKET, PS		2-F10		WHEEL ASSY	45447-1310	2-H10	45447	SEAL, BALL
44457-1050	2-E5	44457	CLIP, HOSE	N 45110-1360	2-F9	45110	WHEEL ASSY	45460-1621	2-H10	45460	ROD ASSY, T
44457-1060	2-K2	44457	CLIP, HOSE	45130-1060	2-F9	45130	BUTTON ASS	45461-1721	2-H10	45461	ROD, STRG T
44601-1230	2-B6	24.	SHELL SUB	N 45130-1330	2-F9	45130	BUTTON ASS	45466-1050	2-H10	45466	CLAMP
44601-1240	2-C6	28.	SHELL SUB	45136-1070	2-F10	5.	PLATE, HORN	45611-2030	2-H10	45611	ARM, STRG K
44620-1411	2-E5	44620	SERVO ASSY	45136-1080	2-F10	4.	PLATE, HORN	N 45611-2031	2-H10	45611	ARM, STRG K
	2-B6		SERVO ASSY	45140-1010	2-F10	3.	PLATE ASSY	N 45611-2032	2-H10	45611	ARM, STRG K
44623-1010	2-B6	13.	DISC, REACT	45191-1030	2-F10	10.	PLATE, CONN	45622-1530	2-H10	45622	ARM, TIE RO



PART NUMBER	LOCATION NUMBER	KEY NUMBER	DESCRIPTION	PART NUMBER	LOCATION NUMBER	KEY NUMBER	DESCRIPTION	PART NUMBER	LOCATION NUMBER	KEY NUMBER	DESCRIPTION
46013-2770	2-H6	46013	BRACKET SU	47105-1062	2-E5	47105	BRACKET SU	47441-4960	2-K10	47441	LINING, BRA
46013-2771	2-H6	46013	BRACKET SU	47124-1070	2-E5	47124	SHAFT, BRAK		2-E11	47441	LINING, BRA
46201-1850	2-H6	46201	LEVER SUB	47124-1080	2-F5	47124 A	SHAFT, BRAK	47446-1230	2-K10	47446	SPRING, BRA
46201-1851	2-H6	46201	LEVER SUB	47200-1380	2-F5	47200	CYLINDER A		2-E11	47446	SPRING, BRA
46201-1852	2-H6	46201	LEVER SUB		2-K5		CYLINDER A	47447-1140	2-E6	47447	PIN, BRAKE
46201-1853	2-H6	46201	LEVER SUB	47220-2090	2-F5	47220	RESERVOIR	47447-1250	2-K10	47447	PIN, BRAKE
46209-1090	2-H6	46209	ROD SUB AS		2-I5		RESERVOIR		2-E11	47447	PIN, BRAKE
46210-1921	2-H6	46210	LEVER ASSY	47220-2100	2-I5	1.	RESERVOIR	47449-1080	2-K10	47449	SEAT, BRAKE
46210-1922	2-H6	46210	LEVER ASSY	47225-1060	2-I5	5.	CAP, OIL RE		2-E11	47449	SEAT, BRAKE
46210-1923	2-H6	46210	LEVER ASSY	47228-1050	2-D10	1.	STRAINER, O	47449-1090	2-E6	47449	SEAT, BRAKE
46210-1924	2-H6	46210	LEVER ASSY	47228-1060	2-I5	4.	STRAINER, O	47475-1190	2-A11	4.	BOLT, SHOE
46210-2340	2-H6	46210	LEVER ASSY	47234-1010	2-I5	7.1	TUBE, OIL R		2-I11	4.	BOLT, SHOE
46217-1020	2-H6	46217	KNOB, P/B R	47234-1060	2-I5	6.	TUBE, OIL R	47476-1120	2-A11	4.	BOLT, SHOE
46236-1070	2-H6	46236	PIN, P/B LE	47234-1120	2-I5	7.	TUBE, OIL R		2-I11	4.	BOLT, SHOE
46236-1171	2-H6	46236 A	PIN, P/B LE	47237-1050	2-I5	8.	PROTECTOR,	47496-1140	2-E6	47496	PLUG, HOLE
46236-1220	2-H6	46236	PIN, P/B LE	47240-1200	2-K5	1.	PISTON ASS	47496-1460	2-K10	47496	PLUG, HOLE
46236-1280	2-H6	46236	PIN, P/B LE	47240-1210	2-K5	10.	PISTON ASS		2-E11	47496	PLUG, HOLE
46236-1281	2-H6	46236	PIN, P/B LE	47241-1190	2-K5	2.	PISTON, MAS	47509-1570	2-K10	47509	JOINT SUB
46251-1120	2-H6	46251	SPACER, P/B	47241-1200	2-K5	11.	PISTON, MAS	47510-1261	2-K10	47510	CYLINDER A
46255-1040	2-H6	46255	STOPPER, P/	47242-1140	2-B6	15.	SPACER, PIS		2-A11		CYLINDER A
46255-1050	2-H6	46255	STOPPER, P/	47245-1060	2-K5	5.	RETAINER, P	47530-1261	2-K10	47530	CYLINDER A
46302-1370	2-H6	46302	ROD SUB AS		2-K5	14.	RETAINER, P		2-A11		CYLINDER A
46311-1190	2-H6	46311	PAWL, P/B	47314-4050	2-F5	47314	PIPE, OIL	47531-1870	2-I11	2.	PISTON, WHE
46311-1191	2-H6	46311	PAWL, P/B	47316-7811	2-F5	47316	PIPE, OIL	47531-1880	2-I11	2.	PISTON, WHE
46313-1010	2-H6	46313	PIN, P/B PA	47316-7821	2-F5	47316 A	PIPE, OIL	47531-1890	2-I11	6.	PISTON, WHE
46401-7680	2-E6	46401	CABLE SUB	47316-7831	2-F5	47316 B	PIPE, OIL	47532-1350	2-A11	3.	CUP, WHEEL
46506-1030	2-E6	46506	ADJUSTER S	47316-7840	2-F5	47316 C	PIPE, OIL		2-I11	3.	CUP, WHEEL
46510-2280	2-E6	46510	BRAKE ASSY	47331-2940	2-K10	47331	PIPE, OIL	47536-1290	2-A11	5.	BOOT, WHEEL
46510-2281	2-E6	46510	BRAKE ASSY	47331-2950	2-K10	47331 A	PIPE, OIL		2-I11	7.	BOOT, WHEEL
46511-1410	2-E6	46511	DRUM, P/B	47331-3140	2-F5	47331	PIPE, OIL	47537-1170	2-A11	8.	SCREW, AIR
46520-1090	2-E6	46520	PLATE ASSY	47331-3150	2-F5	47331 A	PIPE, OIL		2-I11	10.	SCREW, AIR
46530-1030	2-E6	46530	SHOE ASSY,	47332-3210	2-K10	47332	PIPE, OIL	47538-1020	2-B3	7.	CAP, AIR BL
46611-1040	2-E6	46611	LEVER, P/B	47332-3220	2-K10	47332 A	PIPE, OIL	47538-1070	2-A11	9.	CAP, AIR BL
46612-1020	2-E6	46612	STRUT, P/B	47332-3490	2-F5	47332	PIPE, OIL		2-I11	11.	CAP, AIR BL
47010-1591	2-K10	47010	BRAKE ASSY	47332-3500	2-F5	47332 A	PIPE, OIL	47550-1591	2-E11	47550	CYLINDER A
47020-1591	2-K10	47020	BRAKE ASSY	47333-2821	2-F5	47333	PIPE, OIL		2-I11		CYLINDER A
47030-1721	2-E11	47030	BRAKE ASSY	47334-2310	2-E11	47334	PIPE, OIL	47555-1181	2-A11	6.	SPRING, ADJ
47040-1721	2-E11	47040	BRAKE ASSY	47334-2481	2-F5	47334	PIPE, OIL		2-I11	8.	SPRING, ADJ
47050-1290	2-K10	47050	PLATE ASSY	47351-9890	2-K2	47351	BRACKET, PI	47560-1221	2-E11	47560	CYLINDER A
47060-1240	2-K10	47060	PLATE ASSY	47351-9920	2-F5	47351	BRACKET, PI		2-I11		CYLINDER A
47070-1340	2-E11	47070	PLATE ASSY	47352-1670	2-B10	47352	BRACKET, PI	47570-1141	2-E11	47570	CYLINDER A
47080-1290	2-E11	47080	PLATE ASSY	47352-1680	2-F5	47352	BRACKET, PI		2-I11		CYLINDER A
47101-1642	2-E5	47101	PEDAL SUB	47384-2150	2-F5	47384	SUPPORT, AI	47580-1101	2-E11	47580	CYLINDER A
47102-1131	2-E5	47102	LEVER SUB	47410-2910	2-K10	47410	SHOE ASSY		2-I11		CYLINDER A
47102-1132	2-E5	47102	LEVER SUB		2-E11	47410	SHOE ASSY	47620-1410	2-A11	2.	PISTON ASS



47620-1420 --> 55308-1210

NUMERICAL INDEX

PART NUMBER	LOCATION NUMBER	KEY NUMBER	DESCRIPTION	PART NUMBER	LOCATION NUMBER	KEY NUMBER	DESCRIPTION	PART NUMBER	LOCATION NUMBER	KEY NUMBER	DESCRIPTION
47620-1420	2-A11	2.	PISTON ASS	48409-1010	2-C7	48409	PIN SUB AS	48834-1300	2-I7	48834	LEVER, STAB
47660-1240	2-K2	47660	SPRING ASS	48423-1850	2-I7	48423 A	PIN, SPG	N 48834-1301	2-I7	48834	LEVER, STAB
47661-1220	2-K10	47661	LINING, BRA	48423-1930	2-I7	48423	PIN, SPG	48838-1110	2-J7	48838	SEAT, RUBBE
	2-E11	47661	LINING, BRA	48423-2080	2-I7	48423	PIN, SPG	48861-1090	2-J7	48861	SLEEVE, STA
47806-1061	1-J13	47806	PROTECTOR	48423-2090	2-I7	48423 A	PIN, SPG	48861-1170	2-J7	48861 A	SLEEVE, STA
47807-1080	2-B6	25.	SEAL SUB A	48441-1150	2-C7	48441	SHACKLE, FR.	48861-1280	2-C7	48861	SLEEVE, STA
47807-1090	2-C6	29.	SEAL SUB A	48475-1010	2-B6	17.	PLATE, DIST	48861-1320	2-C7	48861	SLEEVE, STA
47833-1060	2-B6	3.	PLATE, PUSH	48500-1710	2-C7	48500	SHOCKABSOR	48861-1330	2-C7	48861 A	SLEEVE, STA
47833-1070	2-B6	22.	PLATE, PUSH		2-F7		SHOCKABSOR	48865-1100	2-C7	48865	HOLDER, STA
47904-1400	2-K5	19.	VALVE SUB	48501-2150	2-K6	48501	BRACKET SU	48865-1110	2-J7	48865	HOLDER, STA
47904-1410	2-B6	1.	VALVE SUB	48501-2160	2-K6	48501 A	BRACKET SU	48865-1120	2-J7	48865 A	HOLDER, STA
47941-1650	2-K2	47941	SEAT, SPG	48505-2480	2-K6	48505 A	BRACKET SU	48867-1110	2-C7	48867	BRACKET, ST
47941-1660	2-K2	47941 A	SEAT, SPG	48505-2570	2-K6	48505	BRACKET SU	48999-1130	2-C7	48999	STIFFENER
47945-1320	2-B6	4.	DIAPHRAGM	48522-1310	2-C7	48522	PIN, FR S/A	49305-1160	2-J7	49305	BUSHING SU
47945-1330	2-B6	21.	DIAPHRAGM	48522-1360	2-C7	48522	PIN, FR S/A	49999-0822	2-C7	49999	OTHER PART
47959-1280	2-B6	8.	FILTER	N 48522-1400	2-C7	48522	PIN, FR S/A	51039-1762	2-K6	51039	SUPPORT SU
48037-1050	2-B6	16.	PLATE SUB	48530-1570	2-I7	48530	SHOCKABSOR	51039-1770	2-K6	51039 A	SUPPORT SU
48038-1130	2-I7	48038	SHACKLE SU		2-L7		SHOCKABSOR	51039-1771	2-K6	51039 A	SUPPORT SU
48041-1301	2-C7	48041	SHACKLE SU	48530-1650	2-I7	48530	SHOCKABSOR	51058-1190	2-K6	51058	BRACKET SU
48101-3430	2-C7	48101	LEAF SUB A		2-L7		SHOCKABSOR	51154-1571	2-K6	51154	SEAT,
48101-3960	2-C7	48101	LEAF SUB A	48569-1040	2-B6	23.	NUT, PISTON	51168-2400	2-K6	51168	BRACKET,
48120-1180	2-C7	48120	SPRING ASS	48586-1030	2-B6	19.	BEARING	51202-3660	2-K6	51202	CROSSMEMBE
48120-2930	2-C7	48120	SPRING ASS	48586-1040	2-B6	26.	BEARING	51203-5870	2-K6	51203	CROSSMEMBE
48141-1810	2-C7	48141	CLIP, FR SP	48804-1310	2-I7	48804	LEVER SUB	51204-4710	2-K6	51204	CROSSMEMBE
48141-2440	2-I7	48141	CLIP, FR SP	N 48804-1311	2-I7	48804	LEVER SUB	51205-2600	2-K6	51205	CROSSMEMBE
48181-1040	2-C7	48181	LEAF, INTER	48804-1320	2-C7	48804	LEVER SUB	51206-3080	2-K6	51206	CROSSMEMBE
48181-1230	2-I7	48181	LEAF, INTER	48804-1330	2-C7	48804 A	LEVER SUB	51211-2550	2-K6	51211	CROSSMEMBE
48182-1130	2-C7	48182	SILENCER	48804-1430	2-I7	48804	LEVER SUB	51281-2210	2-K6	51281	CROSSMEMBE
	2-I7	48182	SILENCER	48804-1440	2-I7	48804 A	LEVER SUB	51403-1861	2-K6	51403	BRACKET SU
48182-1150	2-B6	9.	SILENCER	48804-1450	2-C7	48804	LEVER SUB	51649-1360	2-J7	51649	PLATE, SETT
48201-2480	2-I7	48202	LEAF SUB A	48804-1460	2-C7	48804 A	LEVER SUB	51649-1370	2-K2	51649	PLATE, SETT
48202-1850	2-I7	48202	LEAF SUB A	48807-1110	2-C7	48807	ROD SUB AS	51649-1390	2-F4	51649	PLATE, SETT
48205-1770	2-I7	48205 A	LEAF SUB A	48807-1180	2-C7	48807	ROD SUB AS	51649-1410	2-F4	51649 A	PLATE, SETT
48205-1950	2-I7	48205	LEAF SUB A	48808-1490	2-I7	48808	HOLDER SUB	51649-1430	2-F4	51649 A	PLATE, SETT
48210-8960	2-I7	48220	SPRING ASS	48808-1500	2-I7	48808 A	HOLDER SUB	51902-1690	2-K6	51902	HANGER SUB
48212-4120	2-I7	48212	LEAF, RR SP	48811-1180	2-C7	48811	BAR, STABIL	51935-1120	2-K6	51935	HANDLE, SPA
48213-4100	2-I7	48213	LEAF, RR SP	48811-1300	2-C7	48811	BAR, STABIL	51961-1130	2-K6	51961	HOOK,
48220-1550	2-I7	48220	SPRING ASS	48812-1170	2-I7	48812	BAR, STABIL	51961-1210	2-K6	51961 A	HOOK,
48304-1220	2-C7	48304	BUMPER SUB	48812-1250	2-I7	48812	BAR, STABIL	52415-1070	2-K2	52415	ROD, ADJ
48306-1550	2-I7	48306	BUMPER SUB	48817-1010	2-C7	48817	CUSHION, ST	52541-1941	2-K6	52541	RIB,
48372-1780	2-I7	48372	PAD, SPG		2-I7	48817	CUSHION, ST	52541-1951	2-K6	52541 A	RIB,
48401-1381	2-K6	48401	BRACKET SU	48817-1030	2-C7	48817	CUSHION, ST	52541-1952	2-K6	52541 A	RIB,
48403-1880	2-K6	48403	BRACKET SU		2-I7	48817	CUSHION, ST	52561-1770	2-L6	52561	ANGLE,
48405-1203	2-K6	48405	BRACKET SU	48822-1171	2-I7	48822	ROD, STABIL	52941-1073	2-L6	52941	PROTECTOR
48405-1221	2-K6	48405 A	BRACKET SU	48822-1250	2-I7	48822	ROD, STABIL	55308-1210	2-G9	55308	BRACKET SU

PART NUMBER	LOCATION NUMBER	KEY NUMBER	DESCRIPTION	PART NUMBER	LOCATION NUMBER	KEY NUMBER	DESCRIPTION	PART NUMBER	LOCATION NUMBER	KEY NUMBER	DESCRIPTION
55382-1061	2-G9	55382	BRACKET,ST	76514-1040	2-I8	76514	ORNAMENT	76581-6010	1-J3	76581	PLATE,CAUT
55382-1190	2-G9	55382 A	BRACKET,ST	76514-1050	2-I8	76514 A	ORNAMENT	76581-6020	1-E4	76581	PLATE,CAUT
55911-2410	2-D13	55911	BRACKET EL	76514-1060	2-I8	76514 B	ORNAMENT	N 76581-6030	1-E4	76581	PLATE,CAUT
55922-1010	1-J13	55922	BÉZEL,CIGA	76514-1070	2-I8	76514 C	ORNAMENT	76581-8010	1-J13	76581	PLATE,CAUT
55997-2040	1-J13	55997	BRACKET,FI	76514-3760	2-G8	76514	ORNAMENT	76582-1370	2-B10	76582	PLATE,CAUT
6 033 13198 0	1-G6	26.	E SHIM, T =	76531-1210	2-G8	76531	EMBLEM	76582-1380	2-B10	76582	PLATE,CAUT
6 053 13794 0	1-L4	55.	SPRING WAS	76531-3260	2-G8	76531 A	EMBLEM	76582-1390	2-B10	76582	PLATE,CAUT
6 073 12073 1	1-F6	24.		76553-3640	2-G3	76553	PLATE,T/M	76582-1400	2-B10	76582	PLATE,CAUT
6 073 12240 0	1-H6	37.	B BEARING, T	76553-4410	2-G11	76553	PLATE,T/M	76729-1261	1-K13	76729	BRACKET,BA
6 073 13035 0	1-I4	14.	LOCKWASHER	76554-1320	2-K3	76554	PLATE,NAME	N 76729-1262	1-K13	76729	BRACKET,BA
	1-L4	67.	LOCKWASHER	76554-1330	2-K3	76554	PLATE,NAME	77010-1010	1-C11	77010	PLUG ASSY.
6 073 13477 0	1-M4	83.	RING, RETA	76554-2060	2-G11	76554	PLATE,NAME	77012-1010	1-C11	77012	PLUG SUB A
6 073 13638 0	1-M4	89.	BOLT	76554-3040	2-C6	35.	PLATE,NAME	77110-3440	1-C11	77110	TANK ASSY.
	1-A5	99.	BOLT	76561-1560	1-J13	76561 F	PLATE,CAUT	77242-8210	1-C11	77242 A	PIPE,FUEL
	1-A5	104.	BOLT	76561-3200	2-L6	76561	PLATE,CAUT	77242-8220	1-C11	77242 B	PIPE,FUEL
	1-H5	110.	BOLT	76561-3850	1-J13	76561	PLATE,CAUT	77242-8230	1-C11	77242 C	PIPE,FUEL
	1-I5	121.	BOLT	76561-4510	1-J13	76561 C	PLATE,CAUT	77242-8790	1-C11	77242 C	PIPE,FUEL
	1-I5	126.	BOLT	76561-4570	1-J13	76561 D	PLATE,CAUT	77242-9150	1-C11	77242 D	PIPE,FUEL
6 073 13690 0	1-I4	11.	A SHIM	76561-6960	1-J13	76561 A	PLATE,CAUT	77243-1840	1-C11	77243 F	PIPE,FUEL
	1-I4	22.	A SHIM		1-J14	76561 A	PLATE,CAUT	77243-2130	1-C11	77243 A	PIPE,FUEL
6 073 13691 0	1-I4	11.	B SHIM	76561-8800	1-J13	76561 B	PLATE,CAUT	77243-2140	1-C11	77243 B	PIPE,FUEL
	1-J4	22.	B SHIM	76561-9550	2-G8	76561	PLATE,CAUT	77243-2150	1-C11	77243 C	PIPE,FUEL
6 073 13692 0	1-I4	11.	C SHIM	76561-9560	1-J13	76561 E	PLATE,CAUT	77243-3080	1-C11	77243 E	PIPE,FUEL
	1-J4	22.	C SHIM	76562-1170	1-J13	76562	PLATE,CAUT	77243-3090	1-C11	77243 G	PIPE,FUEL
6 073 13693 0	1-I4	11.	D SHIM	76562-1470	2-G8	76562	PLATE,CAUT	77243-3100	1-C11	77243 H	PIPE,FUEL
	1-J4	22.	D SHIM	N 76562-1471	2-G8	76562	PLATE,CAUT	77243-3700	1-C11	77243 D	PIPE,FUEL
6 073 13694 0	1-I4	11.	E SHIM	N 76563-4430	1-J13	76563	PLATE,CAU	77320-1011	1-K13	77320	CAP ASSY,F
	1-J4	22.	E SHIM	76571-1330	2-G8	76562	PLATE,CAUT	77320-1040	1-C11	77320	CAP ASSY,F
6 073 13695 0	1-I4	11.	F SHIM	76571-6600	2-G8	76571 A	PLATE,CAUT	77601-1800	1-C11	77601 A	BAND SUB A
	1-J4	22.	F SHIM	76579-5260	1-G1	76579 B	PLATE,CAUT	77601-1810	1-C11	77601 B	BAND SUB A
6 303 90006 0	2-C8	42613	RING,DISC	76579-6481	1-F3	76579	PLATE,CAUT	77601-2350	1-C11	77601 A	BAND SUB A
6 306 12011 0	1-F6	2.	STUD	76579-7340	2-G8	76579	PLATE,CAUT	77601-2360	1-C11	77601 B	BAND SUB A
69610-1670	1-J13	69610 A	CYLINDER A	76579-7350	2-G8	76579 A	PLATE,CAUT	77614-1240	1-C11	77614	SEAT
69610-1671	1-J13	69610	CYLINDER A	76581-3540	1-J13	76581	PLATE,CAUT	77614-1950	1-D11	77614 A	SEAT
	1-J13	69610 A	CYLINDER A		1-J13	76581 A	PLATE,CAUT	77614-2720	1-D11	77614 B	SEAT
N 69610-2320	1-J14	69610	CYLINDER A		2-G9	76581	PLATE,CAUT	N 77614-2900	1-C11	77614	SEAT
69610-2321	1-J13	69610	CYLINDER A	76581-3740	1-K13	76581 C	PLATE,CAUT	77614-3140	1-C11	77614	SEAT
	1-J14	69610	CYLINDER A	76581-3790	1-K13	76581 B	PLATE,CAUT	77616-1310	1-D11	77616 A	BRACKET,FU
69610-2330	1-J13	69610	CYLINDER A	76581-4370	1-C13	3.	PLATE,CAUT	77616-1320	1-D11	77616 B	BRACKET,FU
	1-J14	69610	CYLINDER A	76581-4490	1-C11	76581	PLATE,CAUT	77646-1870	1-D11	77646	SUPPORT,FU
69610-2331	1-J13	69610	CYLINDER A	76581-4500	1-C11	76581	PLATE,CAUT	77682-1042	1-D11	77682	CHANNEL,FU
	1-J14	69610	CYLINDER A	76581-4720	1-C11	76581 A	PLATE,CAUT	77686-1020	1-D11	77686	SPACER
N 69620-1140	1-J14	69620	CYLINDER A	76581-4730	1-C11	76581 A	PLATE,CAUT	N 77814-1440	2-F4	77814	INSULATOR
N 69625-1040	1-J13	69625	GASKET,KEY	76581-5570	1-B13	76581	PLATE,CAUT	N 77814-1450	2-F4	77814	INSULATOR
N 69640-2241	1-J13	69640	CYLINDER A	76581-6000	1-J3	76581	*PLATE,CAUT	78015-4150	2-C9	78015	CABLE SUB



PART NUMBER	LOCATION NUMBER	KEY NUMBER	DESCRIPTION	PART NUMBER	LOCATION NUMBER	KEY NUMBER	DESCRIPTION	PART NUMBER	LOCATION NUMBER	KEY NUMBER	DESCRIPTION
78101-1070	2-C9	78101	PEDAL SUB	79993-3480	2-B10	79993 A	HOLDER, CLI	N 81150-1940	2-I1		HEADLAMP A
78103-2592	2-C9	78103	SHAFT SUB	79993-4100	1-K13	79993 D	HOLDER, CLI	N 81150-1950	1-L13	81150 A	HEADLAMP A
78104-2874	2-C9	78104	BRACKET SU	79993-4600	1-K13	79993 A	HOLDER, CLI		2-I1		HEADLAMP A
78104-3240	1-E4	78104	BRACKET SU		2-F5	79993	HOLDER, CLI	81151-1110	2-I1	2.	SCREW
N 78104-4500	2-C9	78104	BRACKET SU	79993-4940	1-F7	15492	HOLDER, CLI	81210-1310	1-L13	81210	LAMP ASSY,
N 78105-4270	2-C9	78105	LEVER SUB		2-B4	79993	HOLDER, CLI		2-G1		LAMP ASSY,
78109-1650	1-E4	78109	ARM SUB AS	79993-5260	1-D11	79993 B	HOLDER, CLI	N 81210-1430	1-L13	81210 A	LAMP ASSY,
78191-2051	1-F3	78191	BRACKET, AC		1-K13	79993 F	HOLDER, CLI		2-H1		LAMP ASSY,
78403-1811	2-C9	78403	KNOB SUB A	79993-6050	2-F5	79993 A	HOLDER, CLI	81211-1150	2-G1	3.	LENS
78405-2870	2-C9	78405	KNOB SUB A	79993-6210	1-K13	79904 E	CLIP SUB A	81212-1090	2-G1	5.	PACKING, LE
79904-1021	1-F7	79904	CLIP SUB A		1-K13	79993	HOLDER, CLI	81219-1030	2-G1	4.	SCREW
	1-I7	79904	CLIP SUB A	N 79993-6650	1-D11	79993	HOLDER, CLI	81219-1070	2-I1	6.	SCREW
79904-1170	1-E4	79904	CLIP SUB A	79993-6710	1-K13	79993 C	HOLDER, CLI		2-I1	S 6.	SCREW
79904-1290	1-I8	79904	CLIP SUB A		1-J14	79993	HOLDER, CLI	N 81220-1030	1-L13	81220	LAMP ASSY,
N 79904-1560	2-F4	79904	CLIP SUB A		2-C9	79993	HOLDER, CLI		2-H1		LAMP ASSY,
79904-1620	1-K13	79904 G	CLIP SUB A	79993-6940	2-G8	79993 A	HOLDER, CLI	81270-1180	1-L13	81270	LAMP ASSY,
79904-1630	2-G8	79904	CLIP SUB A	79993-6952	1-E4	79993	HOLDER, CLI		2-J1		LAMP ASSY,
79904-1640	1-K13	79904 D	CLIP SUB A	79993-7130	1-K13	79993 G	HOLDER, CLI	N 81270-1200	1-L13	81270	LAMP ASSY,
	2-F5	79904	CLIP SUB A	79993-7140	2-C10	79993 B	HOLDER, CLI		2-K1		LAMP ASSY,
79904-1730	1-K13	79904 F	CLIP SUB A	79993-7460	1-K13	79993 C	HOLDER, CLI	N 81270-1240	1-L13	81270	LAMP ASSY,
	2-H6	79904	CLIP SUB A		1-J14	79993	HOLDER, CLI		2-J1		LAMP ASSY,
	2-B10	79904	CLIP SUB A	79993-7500	1-K13	79993 B	HOLDER, CLI	81271-1040	2-J1	2.	LENS
79904-1770	1-K13	79904	CLIP SUB A	79993-8760	1-I8	79993	HOLDER, CLI	N 81271-1070	2-J1	2.	LENS
	2-C9	79904 A	CLIP SUB A	N 81034-1040	2-F13	1.	SOCKET SUB	N 81271-1081	2-K1	2.	LENS
79904-1780	1-K13	79904 K	CLIP SUB A	81110-2250	1-L13	81110	HEADLAMP A	N 81272-1030	2-K1	4.	PACKING, LE
								81272-1070	2-J1	3.	PACKING, LE
79904-1900	1-E4	79904 D	CLIP SUB A		2-I1		HEADLAMP A	N 81273-1040	2-K1	3.	BODY
79904-1930	1-E4	79904 A	CLIP SUB A	81110-2260	1-L13	81110	HEADLAMP A	81273-1070	2-J1	6.	BODY
79904-1940	1-E4	79904 B	CLIP SUB A		1-L13	81110 A	HEADLAMP A	N 81273-1100	2-J1	6.	BODY
79904-2090	2-K2	79904	CLIP SUB A	N 81110-2410	2-I1		HEADLAMP A	N 81277-1070	2-J1	5.	SCREW
	2-C9	79904	CLIP SUB A		1-L13	81110	HEADLAMP A				
79904-2180	1-K1	79904	CLIP SUB A		2-I1		HEADLAMP A	81277-1080	2-J1	5.	SCREW
79904-2230	1-E4	79904 C	CLIP SUB A	N 81110-2420	1-L13	81110 A	HEADLAMP A		2-K1	6.	SCREW
79904-2280	1-K13	79904 J	CLIP SUB A		2-I1		HEADLAMP A	81278-1040	2-J1	1.	COVER
79904-2340	1-K13	79904 R	CLIP SUB A	81111-1170	2-I1	5.	RING, RETAI		2-K1	1.	COVER
79904-2390	1-K13	79904 W	CLIP SUB A	81113-1100	2-I1	3.	RING, TYPE	81510-1700	1-L13	81510	LAMP ASSY,
79991-1120	1-K13	79991	PLATE, SETT	81113-1110	2-I1	3.	RING, TYPE		2-E1		LAMP ASSY,
79991-1840	1-K13	79991 B	PLATE, SETT	81114-1140	2-I1	3.	RING, TYPE	N 81510-1851	1-L13	81510	LAMP ASSY,
79991-2520	2-L6	79991	PLATE, SETT	81114-1150	2-I1	3.	RING, TYPE		2-E1		LAMP ASSY,
79993-1060	2-F5	79993 C	HOLDER, CLI	81118-1140	2-I1	1.	HOUSING	81511-1261	2-E1	1.	LENS, RH
79993-1161	2-B10	79993	HOLDER, CLI	81118-1150	2-I1	1.	HOUSING	81511-1262	2-E1	1.	LENS, RH
79993-1770	2-H6	79993	HOLDER, CLI	81150-1850	1-L13	81150	HEADLAMP A	81512-1170	2-E1	2.	PACKING, LE
79993-2620	1-K13	79993 E	HOLDER, CLI		2-I1		HEADLAMP A	81520-1570	1-L13	81520	LAMP ASSY,
79993-2890	1-D11	79993 A	HOLDER, CLI	81150-1860	1-L13	81150 A	HEADLAMP A		2-E1		LAMP ASSY,
79993-2990	1-G1	79993	HOLDER, CLI		2-I1		HEADLAMP A	N 81520-1721	1-L13	81520	LAMP ASSY,
79993-3080	1-D11	79993 C	HOLDER, CLI	N 81150-1940	1-L13	81150	HEADLAMP A		2-E1		LAMP ASSY,



81521-1151 --> 82992-1350

NUMERICAL INDEX

PART NUMBER	LOCATION NUMBER	KEY NUMBER	DESCRIPTION	PART NUMBER	LOCATION NUMBER	KEY NUMBER	DESCRIPTION	PART NUMBER	LOCATION NUMBER	KEY NUMBER	DESCRIPTION
81521-1151	2-E1	1.	LENS,LH	N 81589-1150	2-C2	4.	SCREW	N 82053-6857	1-A14	82053	HARNESS SU
81521-1152	2-E1	1.	LENS,LH	81616-1090	2-E1	7.	SPACER	82053-6971	1-A14	82053	HARNESS SU
81522-1090	2-E1	2.	PACKING,LE		2-B2	3.	SPACER	82053-6973	1-A14	82053	HARNESS SU
81529-1080	2-E1	5.	BOLT	81670-1250	1-M13	81670	LAMP ASSY,	82053-6974	1-A14	82053	HARNESS SU
81530-1140	1-L13	81530 A	LAMP ASSY,		2-C1		LAMP ASSY,	82053-6975	1-A14	82053	HARNESS SU
	2-B2		LAMP ASSY,	N 81670-1301	1-M13	81670	LAMP ASSY,	N 82053-6976	1-A14	82053	HARNESS SU
81530-1150	1-M13	81530 B	LAMP ASSY,		2-C1		LAMP ASSY,	N 82053-6977	1-A14	82053	HARNESS SU
	1-M13	81540	LAMP ASSY,	81671-1010	2-C1	4.	LENS	N 82053-8910	1-A14	82053	HARNESS SU
	2-B2		LAMP ASSY,	N 81671-1011	2-C1	4.	LENS	82055-3850	1-A14	82055	HARNESS SU
81530-1170	1-M13	81530 A	LAMP ASSY,	81672-1010	2-C1	3.	PACKING,LE	82055-3990	1-A14	82055	HARNESS SU
	2-D1		LAMP ASSY,	81677-1010	2-C1	7.	SCREW	82055-3992	1-A14	82055	HARNESS SU
N 81530-1231	1-M13	81530 A	LAMP ASSY,	N 81730-1081	1-M13	81730	LAMP ASSY,	82055-3993	1-A14	82055	HARNESS SU
	2-C2		LAMP ASSY,		2-F1		LAMP ASSY,	N 82055-3994	1-A14	82055	HARNESS SU
81531-1020	2-D1	1.	LENS,RH	N 81731-1051	2-F1	3.	LENS	82055-4890	1-A14	82055	HARNESS SU
81531-1030	2-B2	1.	LENS,RH	N 81732-1040	2-F1	1.	PACKING,LE	82055-4891	1-A14	82055	HARNESS SU
	2-B2	1.	LENS,RH	N 81738-1010	2-F1	4.	SCREW	N 82055-4892	1-A14	82055	HARNESS SU
N 81531-1071	2-C2	1.	LENS,RH	81805-1030	1-M13	81805	SOCKET AND	N 82055-4893	1-A14	82055	HARNESS SU
N 81532-1010	2-B2	2.	PACKING	81805-1140	2-J8	6.	SOCKET AND	N 82055-5900	1-A14	82055	HARNESS SU
N 81532-1020	2-B2	2.	PACKING	81910-1040	1-M13	81580	REFLECTOR	N 82057-1040	1-A14	82057	HARNESS SU
N 81540-1010	1-M13	81540	LAMP ASSY,	81910-1090	1-M13	81910	REFLECTOR	82064-1400	1-I8	82064	HARNESS SU
	2-C2		LAMP ASSY,	81930-1090	2-D13	81930	LAMP ASSY,	82064-2530	1-I8	82064	HARNESS SU
81550-1410	1-M13	81550	LAMP ASSY,		2-F13		LAMP ASSY,	82066-9221	1-A14	82066	HARNESS SU
	2-B2		LAMP ASSY,	81980-1400	1-M13	81980	FLASHER AS	82066-9290	1-A14	82066 A	HARNESS SU
81550-1440	1-M13	81550	LAMP ASSY,	82052-5222	1-M13	82052	HARNESS SU	82076-4630	1-A14	82076	HARNESS SU
	2-L1		LAMP ASSY,	82052-5224	1-M13	82052	HARNESS SU				
N 81550-1541	1-M13	81550	LAMP ASSY,	N 82052-5225	1-M13	82052	HARNESS SU	82117-1240	1-A14	82117	CABLE
	2-B2		LAMP ASSY,	82052-5231	1-A14	82057	HARNESS SU	82600-1140	1-A14	82600	BLOCK ASSY
81551-1210	2-B2	1.	LENS,RH	82052-5232	1-A14	82057	HARNESS SU		2-B1		BLOCK ASSY
81551-1211	2-B2	1.	LENS,RH	82052-5234	1-A14	82057	HARNESS SU	82600-1510	2-D13	82600	BLOCK ASSY
N 81551-1262	2-B2	1.	LENS,RH	N 82052-5235	1-A14	82057	HARNESS SU	82600-1580	1-A14	82600 A	BLOCK ASSY
	2-B2	1.	LENS,RH								
N 81551-1270	2-L1	1.	LENS,RH	N 82052-5236	1-M13	82052	HARNESS SU		2-B1		BLOCK ASSY
N 81551-1271	2-C2	1.	LENS,RH	82053-6530	1-J14	82053	HARNESS SU	N 82600-2690	1-A14	82600 B	BLOCK ASSY
81552-1060	2-D1	2.	PACKING,LE	82053-6840	1-A14	82053	HARNESS SU	82610-1010	1-A14	82610	BLOCK ASSY
	2-L1	2.	PACKING,LE	82053-6841	1-A14	82053	HARNESS SU		1-J14	82610	BLOCK ASSY
81552-1090	2-B2	2.	PACKING,LE	82053-6843	1-A14	82053	HARNESS SU		2-A1		BLOCK ASSY
	2-B2	2.	PACKING,LE	82053-6844	1-A14	82053	HARNESS SU	82650-1010	2-D13	82650	BREAKER AS
N 81552-1100	2-C2	2.	PACKING,LE	82053-6845	1-A14	82053	HARNESS SU	82670-1220	1-A14	82670	BLOCK ASSY
81560-1300	1-M13	81560	LAMP ASSY,	N 82053-6846	1-A14	82053	HARNESS SU	82711-1080	2-G8	82711	CLAMP,WIRI
	2-B2		LAMP ASSY,	N 82053-6847	1-A14	82053	HARNESS SU	82711-1550	1-B14	82711	CLAMP,WIRI
N 81560-1361	1-M13	81560	LAMP ASSY,	82053-6850	1-A14	82053	HARNESS SU		2-G8	82711 A	CLAMP,WIRI
	2-B2		LAMP ASSY,	82053-6851	1-A14	82053	HARNESS SU	82711-1570	1-B14	82711 B	CLAMP,WIRI
N 81561-1072	2-B2	1.	LENS,LH	82053-6853	1-A14	82053	HARNESS SU	82992-1090	2-G9	82992	PROTECTOR,
N 81565-1090	2-C2	6.	SOCKET,W/W	82053-6854	1-A14	82053	HARNESS SU	82992-1100	1-B14	82992	PROTECTOR,
N 81580-1090	1-M13	81580	REFLECTOR	82053-6855	1-A14	82053	HARNESS SU		2-G9	82992 A	PROTECTOR,
81589-1130	2-B2	4.	SCREW	N 82053-6856	1-A14	82053	HARNESS SU	82992-1350	1-B14	82992 A	PROTECTOR,



NUMERICAL INDEX

PART NUMBER	LOCATION NUMBER	KEY NUMBER	DESCRIPTION	PART NUMBER	LOCATION NUMBER	KEY NUMBER	DESCRIPTION	PART NUMBER	LOCATION NUMBER	KEY NUMBER	DESCRIPTION
83100-4611	2-G8	83100	METER ASSY	84380-1340	2-K2	84380	SWITCH ASS	87415-1301	2-D13	87415 B	CABLE,CONT
	2-J8		METER ASSY	84380-1350	2-C9	84380	SWITCH ASS	87415-1311	2-D13	87415	CABLE,CONT
83100-4612	2-G8	83100	METER ASSY	84410-1240	1-B14	84410	SWITCH ASS	87415-1321	2-D13	87415 A	CABLE,CONT
	2-J8		METER ASSY	84490-1010	1-B14	84490	RELAY ASSY	87420-1010	2-D13	87420	KNOB ASSY,
83100-6251	2-G8	83100	METER ASSY	84492-1010	1-B14	84492	BOX,BATTER	87480-1090	2-D13	87480	SWITCH ASS
	2-J8		METER ASSY	84493-1010	1-B14	84493	COVER,BATT	88320-1310	1-C8	88320	COMPRESSOR
N 83100-8770	2-G8	83100	METER ASSY	84510-1590	1-B14	84510	SWITCH ASS	88400-1460	2-I13	88400	ACCESSORY
	2-J8		METER ASSY	84510-1592	1-B14	84510	SWITCH ASS	88410-1220	2-I13	88410	CONDENSER
83101-1200	2-J8	3.1	SOCKET SUB	N 84512-1150	1-B14	84512	KEY,SWITCH	88520-1310	2-I13	88520	UNIT ASSY,
83101-1210	2-J8	4.1	SOCKET SUB		1-B14	84512 B	KEY,SWITCH	88530-1791	2-I13	88530	COOLER ASS
				N 84512-1181	1-B14	84512	KEY,SWITCH	88530-1801	2-I13	88530	COOLER ASS
83102-1500	2-J8	3.	PLATE SUB	84540-1040	2-C4	84540	SWITCH ASS	88720-1021	2-I13	88720	PIPE ASSY,
83103-1470	2-K8	2.	HARNESS SU	84650-1251	1-B14	84650	SWITCH ASS	N 88720-1022	2-I13	88720	PIPE ASSY,
83110-1500	2-G8	83110	SPEEDOMETE	85530-1100	1-B14	85530	LIGHTER AS	9001-11145	1-E4	900111	SHIM
	2-K8		SPEEDOMETE	85902-1050	1-B14	85902	DIODE SUB	9001-16107	1-F7	900116	SPACER
83138-1040	2-K8	1.	GLASS,SPEE	85910-1140	1-B14	85910	RELAY ASSY	9001-16148	1-I2	900116	SPACER
				85910-1150	2-D13	85910	RELAY ASSY	9001-16195	1-F3	900116A	SPACER
83138-1120	2-J8	1.	GLASS,SPEE	N 85920-1200	1-C14	85920 D	RELAY ASSY	9001-16199	1-E4	900116	SPACER
83180-1220	1-B14	83180	DETECTOR A	85920-1250	1-C14	85920 A	RELAY ASSY	9001-16318	1-F3	900116	SPACER
83190-1160	1-I8	83190	SENSOR ASS	85920-1490	1-B14	85920	RELAY ASSY		1-F7	900116A	SPACER
83190-1210	1-I8	83190	SENSOR ASS	85920-1510	1-C14	85920 C	RELAY ASSY	9001-16361	1-C8	900116	SPACER
83270-1971	2-G8	83270	TACHOMETER	85920-1520	1-C14	85920 B	RELAY ASSY	9001-16394	1-C8	900116	SPACER
				85940-1030	1-C14	85940	RELAY ASSY	9001-19121	1-I8	900119	CLIP
83320-1420	1-D11	83320	GAGE ASSY,	86520-1200	1-C14	86520	HORN ASSY,	9001-19124	1-I8	900119A	CLIP
83361-1020	1-D11	83361	GASKET,FUE	86650-1210	1-C14	86650 A	BUZZER ASS	9001-24244	1-L2	900124	BOLT
83390-1140	2-F5	83390	SWITCH ASS	86650-1400	1-C14	86650	BUZZER ASS	9001-24278	1-C8	900124	BOLT
83400-1471	2-J8	2.	GAGE ASSY,	87104-1050	2-D13	87104	MOTOR SUB	9001-26105	1-B3	900126	LOCK,VALVE
83420-1060	1-I8	83420	GAGE ASSY,	87110-1540	2-D13	87110	HEATER ASS	9001-29119	1-I2	900129	COLLAR
				87110-1570	2-D13	87110	HEATER ASS	9001-29174	1-B3	900129	COLLAR
83430-1290	1-K11	83430 A	SWITCH ASS	87121-1270	2-D13	87121	BRACKET	9001-44275	1-L11	900144M	HOSE,RAD
83430-1300	1-K11	83430 B	SWITCH ASS	87130-1061	2-D13	87130	BLOWER ASS	9001-44276	1-L11	900144N	HOSE,RAD
83430-1340	1-K11	83430 C	SWITCH ASS	87130-1091	2-I13	87130	BLOWER ASS	9001-44325	1-K11	900144F	HOSE,RAD
83460-1250	1-K11	83460	SWITCH ASS	87138-1050	2-D13	87138	RESISTOR,B	9001-44603	1-L11	900144K	HOSE,RAD
83460-1290	1-K11	83460	SWITCH ASS	87150-1121	2-D13	87150	RADIATOR A	9001-44863	1-K11	900144A	HOSE,RAD
				87150-1122	2-D13	87150	RADIATOR A	9001-44936	1-K11	900144B	HOSE,RAD
83530-1270	1-I8	83530	SWITCH ASS	87180-1020	2-D13	87180	PUMP ASSY,	9001-44937	1-K11	900144	HOSE,RAD
83710-7910	2-G8	83710	CABLE ASSY	87230-1070	2-I13	87230	DUCT ASSY,	9001-44939	1-K11	900144E	HOSE,RAD
83710-8060	2-G8	83710 A	CABLE ASSY	87231-1130	2-D13	87231	DUCT,AIR	9001-44940	1-K11	900144H	HOSE,RAD
84040-1250	1-B14	84040	SWITCH ASS	87231-1260	2-D13	87231 A	DUCT,AIR	9001-44941	1-L11	900144J	HOSE,RAD
	2-D2		SWITCH ASS	87231-1270	2-D13	87231 B	DUCT,AIR	9001-44963	1-K11	900144D	HOSE,RAD
84160-1090	1-B14	84160	SWITCH ASS	87231-1272	2-D13	87231 B	DUCT,AIR	9001-44983	1-K11	900144G	HOSE,RAD
84210-1120	2-B4	84210	SWITCH ASS	87231-1290	2-D13	87231 C	DUCT,AIR	9001-45323	1-I8	900145	V-BELT
84280-1180	1-B14	84280	SWITCH ASS	87231-1310	2-D13	87231 D	DUCT,AIR	9001-45355	1-F7	900145	V-BELT
84280-1320	1-B14	84280 A	SWITCH ASS	87270-1110	2-D13	87270	NOZZLE ASS		1-I7	900145	V-BELT
84280-1400	1-B14	84280 A	SWITCH ASS	87410-1202	2-D13	87410	CONTROL AS	9001-46149	1-F7	900146	THERMOSTAT
84318-1060	2-D2	2.	SWITCH CON								
84330-1280	1-B14	84330	SWITCH ASS								
N 84330-1410	1-B14	84330	SWITCH ASS								
84340-1010	2-F5	84340	SWITCH ASS								
84380-1320	2-C9	84380	SWITCH ASS								



PART NUMBER	LOCATION NUMBER	KEY NUMBER	DESCRIPTION	PART NUMBER	LOCATION NUMBER	KEY NUMBER	DESCRIPTION	PART NUMBER	LOCATION NUMBER	KEY NUMBER	DESCRIPTION
9001-49119	1-I8	900149	V-BELT SET	9003-13315	2-H10	900313	WASHER, THR	N 9004-23114	2-E8	900423	NUT, HUB, IN
	1-L8	900149	V-BELT SET	9003-13371	2-F4	900313A	WASHER, THR	N 9004-23115	2-C8	900423	NUT, HUB, IN
9001-49125	1-I8	900149	V-BELT SET		2-C9	900313	WASHER, THR		2-E8	900423	NUT, HUB, IN
	1-L8	900149	V-BELT SET	9003-13375	2-F4	900313	WASHER, THR	9004-24102	2-C8	900424	NUT, HUB, IN
9001-49247	1-C8	900149	V-BELT SET	9003-13408	2-H10	900313	WASHER, THR		2-E8	900424	NUT, HUB, IN
9001-54267	1-L11	900154C	HOSE, RAD	9003-13409	2-H10	900313	WASHER, THR	N 9004-24114	2-C8	900424	NUT, HUB, IN
9001-54271	1-L11	900154B	HOSE, RAD	9003-13410	2-H10	900313	WASHER, THR		2-E8	900424	NUT, HUB, IN
9002-11235	1-B2	900211	FLANGE	9003-13411	2-H10	900313	WASHER, THR	N 9004-24115	2-C8	900424	NUT, HUB, IN
9002-31118	1-E4	900231	HOSE, FUEL	9003-13412	2-H10	900313	WASHER, THR		2-E8	900424	NUT, HUB, IN
9002-31175	1-E4	900231A	HOSE, FUEL	9003-13413	2-H10	900313	WASHER, THR	9004-25173	2-H10	900425	BOLT, HUB, R
9002-32250	1-F7	900232	HOSE, OIL	9003-13414	2-H10	900313	WASHER, THR		2-C11	900425	BOLT, HUB, R
	1-I7	900232	HOSE, OIL	9003-13415	2-H10	900313	WASHER, THR	9004-25177	2-H10	900425	BOLT, HUB, R
9002-32251	1-I8	900232	HOSE, OIL	9003-14151	2-G9	900314	COLLAR	9004-25183	2-H10	900425	BOLT, HUB, R
9002-33559	1-F3	900233	HOSE, AIR	9003-14201	2-F4	900314	COLLAR		2-C11	900425	BOLT, HUB, R
9002-33560	1-F3	900233A	HOSE, AIR	9003-14209	2-C7	900314	COLLAR	9004-26146	2-H10	900426	BOLT, HUB, L
9002-35116	1-J3	900235	CONNECTOR	9003-15120	2-G3	900315	SHIM		2-C11	900426	BOLT, HUB, L
9002-35123	1-I8	900235	CONNECTOR	9003-15121	2-G3	900315	SHIM	9004-26150	2-H10	900426	BOLT, HUB, L
9002-35152	1-J3	900235	CONNECTOR	9003-15124	2-G3	900315	SHIM	9004-26158	2-H10	900426	BOLT, HUB, L
9002-36194	1-F7	900236	HOSE, VENT	9003-17125	2-E6	900317	PIN		2-C11	900426	BOLT, HUB, L
9002-36199	1-F7	900236	HOSE, VENT	9003-17183	2-K2	900317	PIN	9004-29117	2-C8	900429	BALANCE WE
9003-01183	2-K5	3.	SHIM	9003-18146	2-J9	900318	COVER, DUST		2-E8	900429	BALANCE WE
	2-K5	12.	SHIM	9003-19119	2-G9	900319	SEAL, DUST	9004-29118	2-C8	900429	BALANCE WE
9003-12041	2-F4	900312	SPACER	9003-19151	2-D10	3.	SEAL, DUST		2-E8	900429	BALANCE WE
9003-12128	2-G3	900312A	SPACER	9003-21127	2-K5	20.	GASKET	9004-29119	2-C8	900429	BALANCE WE
9003-12129	2-G3	900312	SPACER	9003-26102	2-C11	900326	COLLAR, TAP		2-E8	900429	BALANCE WE
9003-12140	2-G3	900312B	SPACER	9003-29102	2-F4	900329	RETAINER	9004-29120	2-C8	900429	BALANCE WE
9003-12223	1-D11	900312	SPACER	9003-29130	2-G9	900329	RETAINER		2-E8	900429	BALANCE WE
9003-12304	2-F10	7.	SPACER	9003-29162	2-B6	5.	RETAINER	9004-29121	2-C8	900429	BALANCE WE
9003-12305	2-F10	6.	SPACER	9003-29163	2-B6	7.	RETAINER		2-E8	900429	BALANCE WE
9003-12462	2-D10	4.	SPACER	9003-29164	2-B6	10.	RETAINER	9004-29122	2-C8	900429	BALANCE WE
9003-12470	1-F3	900312	SPACER	9003-29165	2-B6	20.	RETAINER		2-E8	900429	BALANCE WE
9003-12471	1-G3	900312A	SPACER	9003-29166	2-B6	27.	RETAINER	9004-29123	2-C8	900429	BALANCE WE
9003-13137	2-A3	3.	WASHER, THR	9003-29167	2-C6	30.	RETAINER		2-E8	900429	BALANCE WE
9003-13168	2-G3	900313	WASHER, THR	9004-04201	2-D7	900404		9004-29124	2-C8	900429	BALANCE WE
9003-13170	2-G3	900313A	WASHER, THR	9004-21120	2-C8	900421	NUT, HUB, RH		2-E8	900429	BALANCE WE
9003-13182	2-G3	900313B	WASHER, THR		2-E8	900421	NUT, HUB, RH	9004-29125	2-C8	900429	BALANCE WE
9003-13276	2-I4	900313	WASHER, THR	9004-21121	2-C8	900421	NUT, HUB, RH		2-E8	900429	BALANCE WE
9003-13298	2-G9	900313	WASHER, THR		2-E8	900421	NUT, HUB, RH	9004-29127	2-C8	900429	BALANCE WE
9003-13308	2-H10	900313	WASHER, THR	9004-22112	2-C8	900422	NUT, HUB, LH	9004-29128	2-C8	900429	BALANCE WE
9003-13309	2-H10	900313	WASHER, THR		2-E8	900422	NUT, HUB, LH	9004-29129	2-C8	900429	BALANCE WE
9003-13310	2-H10	900313	WASHER, THR	9004-22113	2-C8	900422	NUT, HUB, LH	9004-29130	2-C8	900429	BALANCE WE
9003-13311	2-H10	900313	WASHER, THR		2-E8	900422	NUT, HUB, LH	9004-29131	2-C8	900429	BALANCE WE
9003-13312	2-H10	900313	WASHER, THR	9004-23102	2-C8	900423	NUT, HUB, IN	9004-29132	2-C8	900429	BALANCE WE
9003-13313	2-H10	900313	WASHER, THR		2-E8	900423	NUT, HUB, IN	9004-29133	2-C8	900429	BALANCE WE
9003-13314	2-H10	900313	WASHER, THR	N 9004-23114	2-C8	900423	NUT, HUB, IN	9004-29134	2-C8	900429	BALANCE WE



9004-29135 --> 9019-12400

NUMERICAL INDEX

PART NUMBER	LOCATION NUMBER	KEY NUMBER	DESCRIPTION	PART NUMBER	LOCATION NUMBER	KEY NUMBER	DESCRIPTION	PART NUMBER	LOCATION NUMBER	KEY NUMBER	DESCRIPTION
9004-29135	2-C8	900429	BALANCE WE	9005-44177	2-G9	900544	CUSHION	9008-32142	2-B2	5.	BULB
9004-36123	2-G11	900436	PLATE, LOCK	9005-44268	1-L11	900544	CUSHION	N 9008-32155	2-I1	4.1	BULB
9004-36124	2-G3	900436	PLATE, LOCK	9005-46171	2-K10	900546	GROMMET	N 9008-32157	2-J1	4.	BULB
9004-36187	2-C11	900436	PLATE, LOCK		2-E11	900546	GROMMET	N 9008-32158	2-C1	1.	BULB
9004-52102	2-G9	900452	BOLT	9005-46190	2-E13	900546	GROMMET	N 9008-32159	2-B2	5.	BULB
9004-52121	2-G9	900452A	BOLT	9005-61107	1-L11	900154C	HOSE, RAD	N 9008-32162	2-E1	3.	BULB
9004-71119	2-K5	4.	CUP, CYL	9005-61112	1-L11	900154B	HOSE, RAD		2-C2	5.	BULB
	2-K5	13.	CUP, CYL	9005-61335	1-D11	900561	HOSE	9008-32165	2-G1	2.	BULB
9004-71120	2-K5	7.	CUP, CYL	9005-61345	1-D11	900561	HOSE	9008-32169	2-L1	3.	BULB
	2-K5	16.	CUP, CYL	9005-61346	1-D11	900561	HOSE	9008-32170	2-E1	3.	BULB
9004-72204	2-F5	900472	HOSE, OIL B	9005-61399	1-D11	900561	HOSE	N 9008-32193	2-H1	1.	BULB
9004-72209	2-K2	900472	HOSE, OIL B	9005-61400	1-D11	900561	HOSE	9008-51673	1-C14	900851	CABLE
9004-72230	2-F5	900472A	HOSE, OIL B	9005-61402	1-D11	900561	HOSE	9008-51737	1-C14	900851A	CABLE
9004-81111	2-F7	2.	CUSHION, S/	N 9005-61587	1-D11	900561	HOSE	9008-52143	1-C14	900852	CABLE
9004-81119	2-F7	6.	CUSHION, S/	N 9005-61590	1-D11	900561	HOSE	9008-52155	1-C14	900852	CABLE
	2-L7	1.	CUSHION, S/	N 9005-61593	1-D11	900561	HOSE	9008-53101	1-C14	900853	CABLE
9004-83101	2-D7	900483	WASHER, S/A	N 9005-61594	1-D11	900561	HOSE		1-C14	900853A	CABLE
	2-J7	900483	WASHER, S/A	N 9005-61595	1-D11	900561	HOSE	9008-53112	1-C14	900853	CABLE
9004-83102	2-D7	900483A	WASHER, S/A	N 9005-61596	1-D11	900561	HOSE	9008-55101	1-C14	900855	TERMINAL, B
	2-J7	900483A	WASHER, S/A	9005-62280	1-L11	900562	TUBE	9008-57102	2-B1	2.	FUSE
9004-83118	2-F7	3.	WASHER, S/A	9005-64111	2-G9	900564	COLLAR	9008-57108	2-B1	1.	FUSE
9004-83119	2-F7	1.	WASHER, S/A	9005-74115	2-G9	900574	KNOB	9008-57109	1-C14	900857	FUSE
9004-83120	2-D7	900483B	WASHER, S/A	N 9005-74130	2-G9	900574	KNOB	9008-57110	1-C14	900857A	FUSE
9004-83121	2-D7	900483C	WASHER, S/A	9005-75174	2-G9	900575	WEATHERSTR		1-J14	900857A	FUSE
	2-J7	900483B	WASHER, S/A	9008-03121	1-I8	900803	STRAP, BAND.	9008-58101	1-C14	900858	FUSIBLE LI
9004-83137	2-D7	900483B	WASHER, S/A	9008-06106	1-C14	900806	CAP, BATTER	9008-58102	1-C14	900858A	FUSIBLE LI
	2-J7	900483C	WASHER, S/A	9008-06120	1-C14	900806A	CAP, BATTER	9008-58103	1-D14	900858B	FUSIBLE LI
9004-83138	2-D7	900483C	WASHER, S/A	9008-21118	2-I1	4.	SEALED BEAM	9008-73119	2-I1	7.	SPRING
	2-J7	900483D	WASHER, S/A	9008-21120	2-I1	4.	SEALED BEAM	9019-08115	2-G11	9019	BOLT
9004-85343	2-D7	900485B	SPACER	N 9008-23118	2-I1	4.	SEMISEALED	9019-08168	1-E11	9019	C BOLT
9004-85355	2-J7	900485A	SPACER	N 9008-23119	2-I1	4.	SEMISEALED	9019-08170	2-G5	9019	BOLT
9004-85356	2-J7	900485	SPACER	N 9008-31106	2-F13	3.	BULB	9019-08191	1-E4	9019	BOLT
9004-85364	2-D7	900485	SPACER	9008-31107	2-K8	3.	BULB	9019-08196	1-L11	9019	BOLT
9004-86116	2-J7	900486	CASE, CLIP	9008-31108	2-E1	4.	BULB	9019-08254	1-D14	9019	C BOLT
9004-87125	2-D7	900487	BUSHING, RU	9008-31114	2-J8	5.	BULB	9019-08264	1-L11	9019	BOLT
	2-J7	900487	BUSHING, RU		2-J8	7.	BULB	9019-10114	1-F12	9019	A BOLT
9004-87138	2-D7	900487A	BUSHING, RU	9008-31116	2-J8	4.	BULB		1-K12	9019	A BOLT
9005-31116	2-D13	900531	NUT, SPRING	N 9008-31124	2-E1	4.	BULB	9019-10115	1-I8	9019	BOLT
9005-31122	2-F5	900531	NUT, SPRING	N 9008-32103	2-F1	2.	BULB	9019-12134	2-G5	9011	D BOLT
9005-37107	1-J14	900537	CLAMP	9008-32132	2-C1	1.		9019-12140	2-K10	9019	BOLT
9005-37122	2-G8	900537	CLAMP		2-D1	3.			2-E11	9019	BOLT
9005-37130	1-C14	900537	CLAMP	9008-32133	2-J1	4.	BULB	9019-12181	2-H10	9019	BOLT
9005-37134	2-E13	900537	CLAMP		2-K1	S 5.	BULB	N 9019-12355	2-J7	9019	BOLT
9005-37136	1-C14	900537A	CLAMP	9008-32140	1-C14	900832	BULB	9019-12397	2-I4	9019	BOLT
9005-39122	1-C14	900539	RETAINER	9008-32141	2-B2	5.	BULB	9019-12400	2-G3	9019	BOLT



PART NUMBER	LOCATION NUMBER	KEY NUMBER	DESCRIPTION	PART NUMBER	LOCATION NUMBER	KEY NUMBER	DESCRIPTION	PART NUMBER	LOCATION NUMBER	KEY NUMBER	DESCRIPTION
9019-12440	2-I10	9019	BOLT	9189-10118	2-K10	9189	A BOLT	N 9209-10156	2-D7	9201	NUT
9019-12441	2-I10	9019	A BOLT		2-E11	9189	BOLT	9209-10177	1-E14	9209	A NUT
9019-13101	1-E11	9019	A BOLT	9189-12107	2-K10	9189	BOLT		2-G5	9209	C NUT
9019-14108	1-I8	9011	BOLT	9189-12111	2-J9	9189	BOLT	9209-12150	2-J9	9209	A NUT
	1-L8	9011	BOLT	9189-12112	2-C11	9189	BOLT	9209-14142	2-L12	9209	NUT
9019-14136	2-G9	9019	BOLT	9199-04101	1-L11	9199	BOLT		2-M12	9209	NUT
9019-14184	1-E11	9019	B BOLT	9199-06118	1-D14	9199	BOLT	9209-14145	2-J9	9209	NUT
9019-14224	1-J3	9019	BOLT		2-G5	9199	BOLT	9209-18119	2-I10	9209	NUT
	1-D9	9019	BOLT	9199-08101	2-H9	9199	BOLT		2-C11	9209	NUT
9019-14226	2-G11	9019	A BOLT		2-G5	9199	A BOLT	9209-20106	2-H9	9209	NUT
9019-14234	2-G11	9019	B BOLT		2-G8	9199	BOLT	9219-08106	1-B9	9219	NUT
9019-14236	1-J3	9019	BOLT	9199-08116	1-G3	9199	BOLT	9219-08113	1-B3	9219	NUT
9019-14243	1-J3	9019	BOLT	9199-08143	1-F4	9199	BOLT	9219-10132	1-F12	9219	NUT
9019-16132	1-G7	9019	BOLT	9199-08164	1-G3	9199	A BOLT		1-K12	9219	NUT
	1-C8	9019	BOLT	9199-10103	2-G5	9199	B BOLT	9219-12126	2-I10	9219	NUT
9019-16148	1-I7	9019	A BOLT	9209-05106	1-E14	9209	H NUT	9219-14127	2-H9	9219	NUT
9029-10155	2-J11	9029	BOLT	9209-06111	1-F12	9209	X NUT		2-I10	9219	A NUT
9029-10189	1-G3	9029	BOLT		1-K12	9209	X NUT	9219-24124	2-G11	9219	NUT
9029-10234	1-E4	9029	BOLT		1-E14	9209	B NUT	9219-27101	2-I10	9219	B NUT
9029-10235	1-F4	9029	A BOLT		2-L2	9209	NUT	9219-30108	2-G3	9219	NUT
9029-10245	1-F4	9029	A BOLT		2-C9	9209	A NUT	9219-55102	2-C11	9219	NUT
	1-L8	9029	A BOLT	9209-06132	2-G5	9209	NUT	9249-10101	1-G3	9249	NUT, FLANGE
9029-10261	1-B9	9029	BOLT	9209-08113	1-B9	9219	NUT	9249-10102	1-G3	9249	NUT, FLANGE
9029-14137	1-F4	9029	B BOLT	9209-08121	1-E11	9209	NUT	9249-12101	2-G3	9249	NUT, FLANGE
9059-10110	2-E6	9059	BOLT		1-L11	9209	NUT	9269-10119	1-F12	9269	Y WASHER, PLA
9059-16122	2-G11	9059	BOLT		1-F12	9209	NUT		1-K12	9269	Y WASHER, PLA
N 9069-12101	2-E6	9069	BOLT, FLANG		1-K12	9209	NUT	9269-12117	1-F12	9269	X WASHER, PLA
9089-08103	1-D14	9089	A BOLT		1-E14	9209	NUT		1-K12	9269	X WASHER, PLA
9089-08162	1-D14	9089	BOLT		1-E14	9209	F NUT	9269-12127	1-D8	9269	WASHER, PLA
9109-03130	2-F10	15.	BOLT		1-J14	9209	NUT	9269-14104	2-C4	9269	WASHER, PLA
9109-04177	2-F10	16.	BOLT		2-L2	9209	A NUT	9269-14108	2-C4	9269	A WASHER, PLA
9109-04338	2-E1	6.	BOLT		2-F4	9209	NUT	9269-14131	2-E6	9269	WASHER, PLA
9109-05011	2-E13	9109	BOLT		2-G5	9209	A NUT	9269-14139	1-L7	9.	WASHER, PLA
9109-05158	2-H9	9109	BOLT		2-H6	9209	NUT	9279-10115	2-G3	9279	WASHER, LOC
9109-05161	2-H9	9109	A BOLT		2-L6	9209	NUT	9279-27109	2-I10	9279	WASHER, LOC
9109-05163	2-A3	7.	BOLT		2-G8	9209	NUT	9279-56101	2-C11	9279	WASHER, LOC
9109-06137	1-L7	12.	BOLT		2-C9	9209	NUT	9289-10112	2-E6	9289	LOCKWASHER
9189-06109	1-F12	9189	BOLT		2-C10	9209	NUT	9289-12111	2-J9	9289	LOCKWASHER
	1-K12	9189	BOLT	9209-08137	1-L3	11.	NUT	9309-08101	1-E11	9309	STUD
9189-06114	2-A11	7.	BOLT	9209-10107	1-G7	9209	NUT		1-L11	9019	BOLT
9189-08102	2-I11	9.	BOLT		1-I7	9209	NUT		1-E14	9309	STUD
9189-08110	2-G3	9189	BOLT	9209-10113	1-G3	9249	NUT, FLANGE		2-G5	9309	STUD
9189-08118	2-G11	9189	BOLT	9209-10115	2-F4	9209	A NUT		2-L6	9309	STUD
9189-08118	1-I2	9189	BOLT		2-G5	9209	B NUT		2-G8	9309	STUD
9189-08145	1-K1	9189	BOLT	9209-10133	1-G3	9209	A NUT		2-C10	9309	STUD



PART NUMBER	LOCATION NUMBER	KEY NUMBER	DESCRIPTION	PART NUMBER	LOCATION NUMBER	KEY NUMBER	DESCRIPTION	PART NUMBER	LOCATION NUMBER	KEY NUMBER	DESCRIPTION
9319-06106	1-G3	9319	STUD	9509-12103	1-K1	9509	PIN	9644-02135	1-J3	9644	A O-RING
9319-12104	2-J9	9319	STUD	9519-08136	1-M11	9519	PIN	9644-03731	2-H3	9644	O-RING
9329-08103	1-B9	9369	STUD	9519-10118	1-G12	9519	PIN	9645-06935	1-L1	9645	A O-RING
9329-10103	1-G12	9329	STUD	9519-10171	2-G5	9519	PIN	9645-07435	1-G3	9645	O-RING
	1-L12	9329	STUD	9519-10174	2-G5	9519	A PIN	9659-07103	2-K5	8.	WASHER, SOF
9349-10103	2-C11	9349	STUD	9519-10178	2-L2	9519	A PIN	9659-08104	1-F4	9659	WASHER, SOF
N 9359-10114	1-G1	9359	STUD	9539-07108	2-H3	9539	KEY	9659-08105	2-A3	6.	WASHER, SOF
N 9359-10115	1-G1	9359	A STUD	9539-07109	2-H3	9539	KEY	9659-10105	1-G3	9659	WASHER, SOF
9369-08102	1-B9	9369	STUD	9539-10111	1-I2	9539	KEY	9659-10105	1-F4	9659	B WASHER, SOF
9369-10110	1-G3	9369	STUD	9559-06117	1-E4	78109	ARM SUB AS	9659-10105	1-I6	56.	WASHER, SOF
9369-10128	1-G3	9369	STUD	9559-08130	1-G12	9559	CLEVIS	9659-10111	1-L8	9659	B WASHER, SOF
9369-10129	1-G1	9359	A STUD	9559-10128	1-L12	9559	CLEVIS	9659-10111	1-J8	9659	WASHER, SOF
N 9369-10138	1-B9	9369	A STUD	9559-10129	2-A3	11.	CLEVIS	9659-12102	2-L2	9659	WASHER, SOF
9389-08115	2-G4	9389	SCREW, SET	9559-10129	2-C6	33.	CLEVIS	9659-12102	2-G5	9659	WASHER, SOF
9389-10109	2-C4	9389	SCREW, SET	9569-10197	2-G4	9569	ROD, LINK	9659-12111	1-I6	49.	WASHER, SOF
9399-06102	2-K3	9399	SCREW, SET	9569-10206	2-G5	9569	ROD, LINK	9659-12115	1-E11	9659	A WASHER, SOF
9399-06109	2-K5	9.	SCREW, SET	9609-09101	1-J8	9609	PLUG	9659-13101	1-E11	9659	WASHER, SOF
N 9409-10102	2-J11	9409	BOLT	9609-12102	1-J8.	9609	A PLUG	9659-14104	1-F4	9659	A WASHER, SOF
9409-10103	2-C4	9409	BOLT	9609-18104	1-L1	9609	PLUG	9659-14104	1-I6	48.	WASHER, SOF
9409-10104	2-H3	9409	BOLT	9609-20102	1-L3	3.	PLUG	9659-14104	1-K6	19.	WASHER, SOF
9419-10108	1-D8	9419	BOLT	N 9619-12102	1-E11	9619	PLUG	9659-14104	1-K6	20.	WASHER, SOF
9459-04114	2-H9	9459	RIVET	9619-18103	2-H3	9619	PLUG	9659-16105	1-G7	9659	WASHER, SOF
9479-04119	2-F2	9479	RIVET		2-C11	9619	PLUG	9659-16105	1-I7	9659	WASHER, SOF
9479-06101	2-L10	9479	RIVET	N 9619-18107	2-H3	9619	PLUG	9659-16105	1-D8	9659	WASHER, SOF
	2-E11	9479	RIVET		2-C11	9619	PLUG	9659-18103	2-C10	9659	WASHER, SOF
9489-03103	2-F10	14.	BOLT	9619-22102	1-F4	9619	PLUG	9659-18110	2-H3	9659	A WASHER, SOF
9489-03104	2-F10	8.	BOLT	9619-30102	2-C11	9619	A PLUG	9659-18110	2-C11	9659	WASHER, SOF
	2-F10	13.	BOLT	9639-14101	1-G1	9639	A PLUG, EXPAN	9659-18111	1-L1	9659	WASHER, SOF
9489-04118	1-F14	9489	A BOLT		1-L1	9639	F PLUG, EXPAN	N 9659-18113	1-L1	9659	WASHER, SOF
9489-04126	1-F14	9489	B BOLT	9639-17101	1-L1	9639	E PLUG, EXPAN	9659-24103	2-H3	9659	WASHER, SOF
9489-05124	1-F14	9489	BOLT	9639-22105	1-C2	9639	A PLUG, EXPAN	9659-25103	1-F14	9659	WASHER, SOF
	1-J14	9489	BOLT	9639-22107	1-G1	9639	B PLUG, EXPAN	9659-30102	2-C11	9659	A WASHER, SOF
	2-H9	9489	BOLT	9639-24103	1-H1	9639	C PLUG, EXPAN	9659-42101	1-E11	9659	B WASHER, SOF
9489-05161	1-F9	25.	BOLT	9639-26102	1-L1	9639	D PLUG, EXPAN	9679-12112	2-G4	9679	GROMMET
9489-05162	1-F9	19.	BOLT		1-H1	9639	D PLUG, EXPAN	9679-12112	2-C10	9679	GROMMET
9489-06114	1-F14	9489	C BOLT	9639-27101	2-G4	9639	PLUG, EXPAN	9679-14108	1-E11	9679	GROMMET
9509-01101	1-F4	9509	PIN	9639-30105	1-H1	9639	E PLUG, EXPAN	9679-15105	1-F14	9679	B GROMMET
	2-D9	9509	PIN	9639-32102	1-C2	9639	B PLUG, EXPAN	9679-17102	1-F14	9679	A GROMMET
9509-02109	1-G12	9509	PIN	9639-36102	1-L1	9639	C PLUG, EXPAN	9679-19101	1-F14	9679	D GROMMET
	1-L12	9509	PIN	9639-40104	1-L1	9639	B PLUG, EXPAN	9679-33101	1-F14	9679	C GROMMET
9509-02115	2-L2	9509	PIN	9639-50103	1-H1	9639	F PLUG, EXPAN	9679-50101	1-F14	9679	E GROMMET
	2-L2	9509	A PIN		1-L1	9639	A PLUG, EXPAN	9699-16102	1-D8	9699	EYE
	2-G5	9509	PIN	9644-00925	1-L1	9644	B O-RING	N 9699-16110	1-D8	9699	EYE
9509-03111	2-C4	9509	C PIN	9644-01325	1-J8	9644	O-RING	9729-05114	2-H5	9729	CONNECTOR
9509-04104	2-H3	9509	PIN	9644-02135	1-C2	9644	O-RING	9729-06155	2-L2	9729	CONNECTOR



NUMERICAL INDEX

PART NUMBER	LOCATION NUMBER	KEY NUMBER	DESCRIPTION	PART NUMBER	LOCATION NUMBER	KEY NUMBER	DESCRIPTION	PART NUMBER	LOCATION NUMBER	KEY NUMBER	DESCRIPTION
9729-08113	1-E11	9729	CONNECTOR	9819-25109	2-H9	9819	RING, RETA	9828-14102	2-C4	9828	A SEAL,OIL
9729-10116	2-H5	9729	A CONNECTOR		2-H9	9819	A RING, RETA	9828-18108	2-J9	9828	SEAL,OIL
9729-12156	2-C10	9729	CONNECTOR	9819-25110	2-H9	9819	RING, RETA	9828-22103	2-C4	9828	SEAL,OIL
9729-12166	2-C10	9729	A CONNECTOR	9819-25111	2-H9	9819	RING, RETA	9828-24101	2-I4	9828	SEAL,OIL
9739-12121	2-C10	9739	ELBOW	9819-25113	2-H9	9819	RING, RETA	9828-35117	2-I10	9828	SEAL,OIL
9739-12140	2-C10	9739	A ELBOW		2-H9	9819	A RING, RETA	9828-37103	2-H3	9828	A SEAL,OIL
9749-10192	2-H5	9749	TEE, 3-WAY	9819-25114	2-H9	9819	RING, RETA	9828-48110	2-C11	9828	A SEAL,OIL
9769-01130	1-F11	9769	CLAMP		2-H9	9819	A RING, RETA	9828-48112	2-C11	9828	A SEAL,OIL
	1-F14	9769	CLAMP	9819-25116	2-H9	9819	RING, RETA	9828-55110	2-H3	9828	SEAL,OIL
	2-D9	9769	CLAMP	9819-25117	2-H9	9819	RING, RETA	9828-58104	1-C2	9828	B SEAL,OIL
9769-01131	2-H5	9769	CLAMP	9819-25118	2-H9	9819	RING, RETA	9828-58109	2-H11	9828	SEAL,OIL
9769-01149	2-H2	9769	CLAMP	9819-34102	2-J9	9819	RING, RETA	9828-85106	2-I10	9828	A SEAL,OIL
9769-16114	1-M11	9854	CLIP	9819-36108	2-I4	9819	RING, RETA	9851-01102	1-G11	7.	O-RING
9769-20122	1-G7	9769	A CLAMP	9819-36109	2-I4	9819	RING, RETA	9851-01125	1-F4	9851	O-RING
	1-I7	9769	CLAMP	9819-36110	2-I4	9819	RING, RETA	9851-04102	2-A3	5.	O-RING
	1-J8	9769	CLAMP	9819-37102	1-I2	9819	RING, RETA	9851-08101	1-G11	3.1	O-RING
9769-22103	1-F14	9769	B CLAMP	9819-40101	2-H3	9819	E RING, RETA	9851-08113	1-L9	24.	O-RING
9769-26107	1-G7	9769	CLAMP	9819-40102	2-H3	9819	E RING, RETA	9851-09103	1-H11	S 7.	O-RING
9769-44104	1-M11	9769	CLAMP	9819-40103	2-H3	9819	E RING, RETA	9851-16114	1-G11	7.1	O-RING
9779-05109	1-G14	9779	D CLIP	9819-44105	2-H3	9819	F RING, RETA	9851-18101	2-H3	9851	A O-RING
	2-H5	9779	CLIP	9819-45101	2-H3	9819	G RING, RETA	9851-18102	1-L3	4.	O-RING
9779-06132	2-H5	9779	A CLIP	9819-45102	2-H3	9819	G RING, RETA	9851-19101	1-J3	9851	O-RING
9779-06133	2-H5	9779	B CLIP	9819-45103	2-H3	9819	G RING, RETA	9851-21105	2-K3	9851	O-RING
9779-08114	2-C4	9779	CLIP	9819-45104	2-H3	9819	G RING, RETA	9851-31112	1-G7	9851	O-RING
9779-08117	2-H5	9779	C CLIP	9819-45105	2-H3	9819	G RING, RETA	9851-38101	2-K9	9851	E O-RING
9779-08119	1-F11	9779	B CLIP	9819-47101	2-H3	9819	C RING, RETA	9851-39109	1-I9	4.	O-RING
9779-08138	1-F11	9779	A CLIP	9819-47102	2-H3	9819	C RING, RETA	9851-39110	2-J9	9851	C O-RING
9779-08140	1-G14	9779	C CLIP	9819-47103	2-H3	9819	C RING, RETA	9851-41101	1-I2	9851	O-RING
9779-10136	2-H5	9779	D CLIP	9819-50102	2-H3	9819	RING, RETA	9851-44112	1-J8	9851	O-RING
9779-10158	2-H5	9779	E CLIP	9819-50103	2-H3	9819	RING, RETA	9851-47106	1-G9	45.	O-RING
9779-12136	2-H5	9779	F CLIP	9819-50104	2-H3	9819	RING, RETA	9851-49108	2-K9	9851	D O-RING
9779-14103	1-F11	9779	B CLIP	9819-50105	2-H3	9819	RING, RETA		2-K9	9851	F O-RING
9779-14104	1-G14	9779	E CLIP	9819-50106	2-H3	9819	RING, RETA	9851-59101	1-H11	S 10.	O-RING
	1-J14	9779	E CLIP	9819-54101	2-H3	9819	D RING, RETA	9851-60104	1-D8	9851	O-RING
9779-16101	2-C10	9779	CLIP	9819-55107	2-H3	9819	B RING, RETA	9851-70108	2-J9	9851	A O-RING
9779-24101	1-G14	9779	A CLIP	9819-55108	2-H3	9819	B RING, RETA	9851-71105	2-J9	9851	B O-RING
9779-34101	1-F14	9779	CLIP	9819-55109	2-H3	9819	B RING, RETA	9851-74111	2-J9	9851	O-RING
9779-40101	1-G14	9779	B CLIP	9819-58103	2-H3	9819	A RING, RETA	9851-77102	2-K9	9851	G O-RING
9819-08102	2-E6	9819	RING, RETA	9819-58104	2-H3	9819	A RING, RETA	9851-80103	1-L9	22.	O-RING
N 9819-19104	2-H9	9819	RING, RETA	9819-83101	2-H3	9819	H RING, RETA	9851-81102	1-C2	9851	O-RING
9819-21104	2-H11	9819	RING, RETA	9822-05101	2-I4	9822	FITTING,LU	9851-84105	1-L9	23.	O-RING
9819-25107	2-H9	9819	RING, RETA	9822-06101	2-H9	9822	FITTING,LU	9854-10105	1-F4	9854	CLIP
	2-H9	9819	A RING, RETA	9828-00109	1-C2	9828	A SEAL,OIL	9854-13105	1-F11	9854	CLIP
9819-25108	2-H9	9819	RING, RETA	9828-01206	2-C11	9828	SEAL,OIL	9854-13111	1-F11	9854	CLIP
	2-H9	9819	A RING, RETA	9828-10102	2-K3	9828	SEAL,OIL	N 9854-14102	1-F11	9854	CLIP



NUMERICAL INDEX

PART NUMBER	LOCATION NUMBER	KEY NUMBER	DESCRIPTION	PART NUMBER	LOCATION NUMBER	KEY NUMBER	DESCRIPTION	PART NUMBER	LOCATION NUMBER	KEY NUMBER	DESCRIPTION
9854-15104	1-M11	9854	CLIP	9873-03116	2-E6	9873	A SPRING,TEN				
9854-16104	2-H5	9854	CLIP	9873-03157	2-L10	9873	SPRING,TEN				
	2-I5	9.	CLIP		2-E11	9873	SPRING,TEN				
9854-16110	2-H5	9854	A CLIP	9881-12101	1-L9	7.	BEARING,BA				
9854-17104	2-H5	9854	B CLIP	9881-17108	1-G9	29.	BEARING,BA				
9855-13137	2-H5	9855	A JOINT,PIPE	9881-17111	1-J9	38.	BEARING,BA				
9855-18106	2-A3	14.	JOINT,PIPE	9881-17112	2-F2	9881	BEARING,BA				
	2-K5	22.	JOINT,PIPE	9881-17113	1-L9	8.	BEARING,BA				
9855-26125	1-C2	9855	JOINT,PIPE	9881-20105	1-J9	34.1	BEARING,BA				
	1-G7	9855	JOINT,PIPE	9881-20126	1-D8	9881	BEARING,BA				
9867-10113	1-M11	9867	BUSHING	9881-25101	2-H9	9881	BEARING,BA				
9867-10127	1-G12	9867	Z BUSHING	9881-25114	1-G9	36.	BEARING,BA				
	1-L12	9867	Z BUSHING	9881-25131	2-H9	9881	BEARING,BA				
9867-10129	2-L2	9867	BUSHING	9882-35106	2-I10	9882	BEARING,TH				
9867-12121	1-G12	9867	Y BUSHING	9883-25108	2-H11	9883	BEARING,CY				
	1-L12	9867	Y BUSHING	N 9883-25109	2-H11	9883	BEARING,CY				
9867-12126	1-G12	9867	X BUSHING	9883-35103	2-I3	9883	BEARING,CY				
	1-L12	9867	X BUSHING	9883-35105	2-I3	9883	BEARING,CY				
9867-14111	2-G4	9867	BUSHING	9883-40107	2-I3	9883	A BEARING,CY				
9867-14112	2-D9	9867	BUSHING	9883-45101	2-I3	9883	B BEARING,CY				
9867-18127	2-H5	9867	BUSHING	9883-45105	2-I3	9883	B BEARING,CY				
9867-19103	2-C4	9867	BUSHING	9884-25103	1-H6	37.	A BEARING,TA				
9867-35122	2-I10	9867	BUSHING	9884-25104	1-H6	36.	A BEARING,TA				
9867-35123	2-I10	9867	A BUSHING	9884-35105	2-I10	9884	BEARING,TA				
9867-50124	1-L2	9867	BUSHING	9884-45106	2-H11	9884	BEARING,TA				
9867-50126	2-I3	9867	BUSHING	9884-50110	2-I10	9884	A BEARING,TA				
9871-01111	2-F2	9871	SPRING,COM	9884-55106	2-C11	9884	BEARING,TA				
9871-01116	2-I3	9871	SPRING,COM	9884-60102	2-H11	9884	A BEARING,TA				
9871-01190	2-H9	9871	SPRING,COM	9884-63103	2-C11	9884	A BEARING,TA				
9871-01194	2-I6	9871	SPRING,COM	9885-10103	2-H2	9885	BEARING,NE				
9871-01195	2-F10	12.	SPRING,COM	9885-17102	1-I10	6.	BEARING,NE				
9871-01196	2-F10	11.	SPRING,COM	9885-22101	2-I3	9885	C BEARING,NE				
9871-01245	2-K5	18.	SPRING,COM	9885-45101	2-I3	9885	B BEARING,NE				
9871-02152	2-E6	9871	SPRING,COM	9885-58102	2-I3	9885	BEARING,NE				
9871-02193	2-C4	9871	SPRING,COM	9885-65102	2-I3	9885	A BEARING,NE				
9871-05161	2-L2	9871	SPRING,COM	9994-11111	2-E7	999411A	U-BOLT				
9872-02117	2-K5	6.	SPRING,CON	9994-11112	2-D7	999411	U-BOLT				
9872-02118	2-K5	15.	SPRING,CON	9994-11124	2-K7	999411	U-BOLT				
9872-02120	2-B3	1.	SPRING,CON	9994-11125	2-K7	999411A	U-BOLT				
9872-05107	2-C6	31.	SPRING,CON								
9873-01154	2-H5	9873	SPRING,TEN								
9873-01161	2-D9	9873	SPRING,TEN								
9873-02121	2-E6	9873	SPRING,TEN								
9873-02168	2-H9	9873	SPRING,TEN								
9873-02187	2-L2	9873	SPRING,TEN								



ALPHABETICAL INDEX

(PART NAME --> LOCATION NO.)

PART NAME	LOCATION NO.
ACCESSORY ASSY, COOLE --> BOLT-----	3-B3
BOLT --> BOLT, HOUSING SET----	3-C3
BOLT, HOUSING SET --> BRUSH, START-----	3-D3
BUFFER, CLUTCH PEDAL --> CLAMP-----	3-E3
CLAMP --> COVER ASSY, FUEL FILT	3-F3
COVER ASSY, PS GEAR, S --> END SUB ASSY, CONTROL	3-G3
END SUB ASSY, CONTROL --> GROMMET-----	3-H3
GROMMET --> HOSE SUB ASSY, FUEL--	3-I3
HOSE SUB ASSY, OIL --> LENS-----	3-J3
LENS --> NUT-----	3-K3
NUT --> PIN-----	3-L3
PIN --> PIPE SUB ASSY, SUCTIO	3-M3
PIPE SUB ASSY, SUCTIO --> PLUG-----	3-A4
PLUG --> RELAY ASSY-----	3-B4
RELAY ASSY --> SEAL, DUST-----	3-C4
SEAL, DUST COVER --> SHAFT SUB ASSY, COOLA	3-D4
SHAFT SUB ASSY, SELEC --> SHIM-----	3-E4
SHIM --> SPRING, BRAKE SHOE HO	3-F4
SPRING, BRAKE SHOE HO --> SWITCH ASSY, TEMP---	3-G4
SWITCH ASSY, TEMP --> WASHER, S/ABS CUSHION	3-H4
WASHER, S/ABS CUSHION --> YOKE, U-JOINT-----	3-I4



DESCRIPTION	LOCATION NUMBER	KEY NUMBER	DESCRIPTION	LOCATION NUMBER	KEY NUMBER	DESCRIPTION	LOCATION NUMBER	KEY NUMBER
ACCESSORY ASSY, COOLER	2-I13	88400	BASE	R 2-H12	09655	BEARING SET, CRANKSHAFT, U/	1-H2	11705
ACTUATOR SUB ASSY	1-F10	48.	BATTERY	1-D13	28800		1-H2	11706
ACTUATOR ASSY, IDLE UP	1-B5	121.	BEARING	1-H6	36.	B	2-I4	37402
	1-I5	141.		1-L7	3.		2-G3	34605
ACTUATOR ASSY, IDLE UP	A 1-F3	22470		1-L7	4.		1-H6	36. A
ADAPTER	1-I4	3.		1-B10	9.		1-H6	37. A
	1-K4	37.		1-B10	10.		2-I10	9884
	1-L4	57.		1-E10	11.		2-I10	9884 A
	1-D5	3.		2-B6	19.		2-C11	9884
	1-F5	50.		2-B6	26.		2-C11	9884 A
	1-F6	4.	BEARING ASSY, THROWOUT	2-H2	31230		2-H11	9884
	1-F6	5.	BEARING, BALL	1-D8	9881		2-H11	9884 A
	1-E10	42.		1-G9	29.	BEARING, TAPER ROLLER	1-H6	37. B
ADAPTER	N 2-D12	09462		1-G9	36.	BEARING, THRUST	2-I10	9882
ADAPTER, NOZZLE HOLDER	1-E4	23665		1-J9	34.1	BEZEL, CIGAR LIGHTER HOLE	1-J13	55922
ADAPTER, PRESS GAGE	2-E12	09552		1-J9	38.	BLADE, VACUUM PUMP, A	1-L7	17.
	2-E12	09552 A		1-L9	7.		1-J9	50.
ADAPTER SUB ASSY, PRESS GC	2-D12	09408		1-L9	8.	BLOCK ASSY, CYL	1-K1	11410
ADAPTER	W 2-L12	09659		1-I10	10.	BLOCK ASSY, FUSE	1-A14	82610
ADJUSTER SUB ASSY, P/B SHO	2-E6	46506		2-F2	9881		1-J14	82610
ALTERNATOR ASSY, W/REG	2 1-H8	27040		2-H9	9881		2-A1	
	1-L8	27040	BEARING, CAMSHAFT, NO1	1-K1	11811	BLOCK ASSY, FUSE W/FUSE	1-A14	82600
	1-F9		BEARING, CAMSHAFT, NO2	1-K1	11821		1-A14	82600 A
ALTERNATOR ASSY, W/VACUUM2	1-H8	27050	BEARING, CAMSHAFT, NO3	1-K1	11831		1-A14	82600 B
	1-I9		BEARING, CENTER	1-L9	9.		2-B1	
ANGLE, ARBOR	C 2-L6	52561		1-B10	13.		2-D13	82600
ARMATURE ASSY, START	2-H12	09662	BEARING, CYLINDRICAL	2-I3	9883	BLOCK ASSY, JUNCTION	1-A14	82670
	1-L9	6.		2-I3	9883 A	BLOCK ASSY, SHORT	1-D1	11400
ARM, PITMAN	1-B10	8.		2-I3	9883 B	BLOCK, FEED PUMP TAPPET SL	1-K6	9.
	2-G9	45411		2-H11	9883	BLOWER ASSY	2-D13	87130
ARM, STRG KNUCKLE, RH	2-H10	45611	BEARING, INBOARD THRUST	1-E10	12.		2-I13	87130
ARM SUB ASSY, ACCEL LINK	1-E4	78109	BEARING, NEEDLE ROLLER	1-I10	6.	BODY	2-J1	6.
ARM, TIE ROD, LH	2-H10	45622		2-H2	9885		2-K1	3.
ARM, VALVE ROCKER	1-B3	13811		2-I3	9885	BODY ASSY, INJ PUMP	1-D4	22100
	1-B3	13811 A		2-I3	9885 A		1-F6	
BALANCE WEIGHT	2-C8	900429		2-I3	9885 B	BODY ASSY, WATER SEPARATOR	1-H11	5.
	2-E8	900429		2-I3	9885 C	BODY, POPPET VALVE	2-B6	2.
BALL AND NUT ASSY, PS GEAR	2-J9	44120	BEARING SET, CONROD, STD	1-H2	13201	BODY SUB ASSY, A/C	1-C13	1.
BAND SUB ASSY, FUEL TANK	1-C11	77601 A	BEARING SET, CONROD, U/S O.	1-H2	13203	BODY SUB ASSY, PUMP	1-I10	5.
	1-C11	77601 B		1-H2	13204		1-I10	17.
BAR	2-M12	09712		1-H2	13205	BODY SUB ASSY, SILENCER	1-B13	17202
BAR, STABILIZER, FR	2-C7	48811	BEARING SET, CONROD, U/S 1.	1-H2	13206	BODY, WATER SEPARATOR	1-H11	6.
BAR, STABILIZER, RR	2-I7	48812	BEARING SET, CRANKSHAFT	1-H2	11701	BOLT	1-K1	9189
BAR SUB ASSY, CROSS	1-J11	16504	BEARING SET, CRANKSHAFT, U/	1-H2	11703		1-I2	9189
BAR	V 2-D12	09472		1-H2	11704		1-L2	900124



BOLT

--> BOLT, HOUSING SET

ALPHABETICAL INDEX

DESCRIPTION	LOCATION NUMBER	KEY NUMBER	DESCRIPTION	LOCATION NUMBER	KEY NUMBER	DESCRIPTION	LOCATION NUMBER	KEY NUMBER
BOLT	1-G3	9029	BOLT	1-I7	9019 A	BOLT	2-G5	9199 B
	1-G3	9199		1-L7	12.		2-E6	9059
	1-G3	9199 A		1-C8	900124		2-J7	9019
	1-J3	9019		1-C8	9019		2-G8	9199
	1-E4	9019		1-D8	9419		2-G9	900452
	1-E4	9029		1-I8	9011		2-G9	900452A
	1-F4	9029 A		1-I8	9019		2-G9	9019
	1-F4	9029 B		1-L8	9011		2-H9	9109
	1-F4	9199		1-L8	9029 A		2-H9	9109 A
	1-I4	4.		1-B9	9029		2-H9	9199
	1-I4	6.		1-D9	9019		2-H9	9489
	1-J4	26.		1-F9	19.		2-J9	9189
	1-J4	28.7		1-F9	25.		2-F10	8.
	1-J4	29.		1-E10	14.		2-F10	13.
	1-L4	54.		1-E10	18.		2-F10	14.
	1-M4	78.		1-E11	9019 A		2-F10	15.
	1-M4	89.		1-E11	9019 B		2-F10	16.
	1-M4	90.		1-E11	9019 C		2-H10	9019
	1-M4	90.1		1-L11	9019		2-I10	9019 A
	1-A5	99.		1-L11	9199		2-K10	9019
	1-A5	100.		1-F12	9019 A		2-K10	9189
	1-A5	103.		1-F12	9189		2-K10	9189 A
	1-A5	104.		1-K12	9019 A		2-A11	7.
	1-A5	105.		1-K12	9189		2-C11	9189
	1-A5	107.		1-D14	9019 C		2-E11	9019
	1-D5	4.		1-D14	9089		2-E11	9189
	1-D5	6.		1-D14	9089 A		2-G11	9019
	1-E5	27.		1-D14	9199		2-G11	9019 A
	1-E5	42.		1-F14	9489		2-G11	9019 B
	1-G5	100.		1-F14	9489 A		2-G11	9059
	1-G5	105.		1-F14	9489 B		2-G11	9189
	1-H5	110.		1-F14	9489 C		2-I11	9.
	1-H5	111.		1-J14	9489		2-J11	9029
	1-H5	112.		2-E1	5.		2-J11	9409
	1-I5	121.		2-E1	6.		2-E13	9109
	1-I5	122.		2-A3	7.	BOLT, BEARING CAP	1-K1	11521
	1-I5	125.		2-G3	9019	BOLT, CENTER	1-G11	2.
	1-I5	126.		2-G3	9189	BOLT, CONROD	1-H2	13265
	1-I5	127.		2-H3	9409	BOLT, CYL HEAD	1-G1	11185 A
	1-F6	7.		2-C4	9409		1-G1	11185 B
	1-H6	31.		2-I4	9019	BOLT, EYE	C 2-D12	09433
	1-H6	34.		2-G5	9011 D	BOLT, FLANGE	2-E6	9069
	1-I6	43.		2-G5	9019	BOLT, FLYWHEEL	1-H2	13455
	1-C7	19.		2-G5	9199	BOLT, HOUSING SET	1-L9	19.
	1-G7	9019		2-G5	9199 A		1-L9	20.



BOLT, HOUSING SET --> BRUSH, START

ALPHABETICAL INDEX

DESCRIPTION	LOCATION NUMBER	KEY NUMBER	DESCRIPTION	LOCATION NUMBER	KEY NUMBER	DESCRIPTION	LOCATION NUMBER	KEY NUMBER
BOLT, HOUSING SET	1-L9	20.1	BRACKET	1-D4	22343	BRACKET SUB ASSY, CLUTCH P	2-K2	31305 A
	1-M9	26.		1-L4	76.	BRACKET SUB ASSY, CROSS SH	2-B4	33707
	1-B10	7.		1-G5	103.		2-E4	33707
	1-B10	12.	BRACKET,	2-K6	51168	BRACKET SUB ASSY, CYL	1-E12	17408
	1-C10	29.	BRACKET	2-D13	87121		1-J12	17408
	1-C10	31.	BRACKET, ACCEL WIRE SUPT	1-F3	78191	BRACKET SUB ASSY, ENG MTG,	1-B2	12301
BOLT, HUB, LH	2-H10	900426	BRACKET, AIR BAFFLE	1-K11	16867 A		2-F3	12303
	2-C11	900426		1-K11	16867 B		2-F3	12304
BOLT, HUB, RH	2-H10	900425	BRACKET, BATTERY RELAY	1-K13	76729		2-K6	51403
	2-C11	900425	BRACKET, CAR COOLER CMPR	1-C8	12561	BRACKET SUB ASSY, EXH PIPE	1-B9	17409
	1-D6	11.	BRACKET, COOLANT PIPE	1-K11	16696		1-E12	17409
	1-I6	46.	BRACKET ELEC PARTS	2-D13	55911		1-J12	17409
	1-I6	55.	BRACKET, EXH PIPE SUPT	1-E12	17571	BRACKET SUB ASSY, FR S/ABS	2-K6	48501
	1-K6	17.		1-E12	17571 A		2-K6	48501 A
	1-K6	18.		1-E12	17571 B	BRACKET SUB ASSY, MAGNETIC	1-F3	19207
	2-A11	4.		1-J12	17571		1-F7	19207
BOLT, SHOE ADJ	2-I11	4.		1-J12	17571 A		1-L8	19207
	2-A11	4.		1-J12	17571 B	BRACKET SUB ASSY, P/B LEVE	2-H6	46013
BOLT, SHOE ADJ, LH	2-I11	4.	BRACKET, FIXTURE	1-J13	55997	BRACKET SUB ASSY, RR S/ABS	2-K6	48505
	2-F2	31271	BRACKET, FR SUPT	1-K11	16774		2-K6	48505 A
	1-M4	79.	BRACKET, FUEL TANK	1-D11	77616 A	BRACKET SUB ASSY, SPG, N01	2-K6	48401
	1-G5	92.		1-D11	77616 B	BRACKET SUB ASSY, SPG, N02	2-K6	48403
BOLT, TERMINAL	1-F9	9.	BRACKET, GEN	1-H8	12511	BRACKET SUB ASSY, SPG, N04	2-K6	48405
	1-I9	10.		1-L8	12511		2-K6	48405 A
BOLT, THROUGH	1-G9	43.	BRACKET, HEADER TANK	1-K11	16671	BRACKET SUB ASSY, STABILIZ	2-K6	51058
	1-J9	40.	BRACKET, LINK SET	1-G5	101.	BRACKET SUB ASSY, STRG COL	2-G9	55308
	1-J9	42.	BRACKET, PIPE	1-K1	15491	BRACKET SUB ASSY, STRG GEA	2-G9	45302
BOOT, CLUTCH RELEASE FORK	2-H2	31126		1-F7	15491	BRACKET, TENSION PULLEY	1-C8	16382
BOOT, DUST	2-E4	33531		1-I7	15491	BRAKE ASSY, EXH	1-E12	17470
BOOT, MASTER CYL	2-A3	8.	BRACKET, PIPE JOINT	2-K2	47351		1-E12	17470 A
	2-C6	32.		2-F5	47351		1-J12	17470
BOOT, PUSH ROD	2-B3	5.		2-F5	47352		1-J12	17470 A
BOOT, RELEASE CYL	2-E4	33555		2-B10	47352	BRAKE ASSY, FR, LH	2-K10	47020
BOOT, SHIFT LEVER	2-E4	33555 A	BRACKET, PS PIPE	2-B10	44442	BRAKE ASSY, FR, RH	2-K10	47010
	2-E4	33555 B	BRACKET, RAD STAY	1-K11	16527	BRAKE ASSY, PARKING	2-E6	46510
	2-A11	5.	BRACKET, STABILIZER	2-C7	48867	BRAKE ASSY, RR,	2-E11	47030
	2-I11	7.	BRACKET, STRG COLUMN	2-G9	55382	BRAKE ASSY, RR, LH	2-E11	47040
BOSH, DRIVE HOUSING	1-L9	15.		2-G9	55382 A	BREAKER ASSY, WIRING CIRCU	2-D13	82650
	1-C10	27.	BRACKET, STRG GEAR	2-G9	45312	BREATHER, AIR	2-B4	44921
BOX ASSY, TOOL	2-L11	09690	BRACKET SUB ASSY	1-B5	122.	BREATHER SUB ASSY, AIR	2-C11	42023
	1-B14	84492		1-I5	142.	BRUSH, ALTERNATOR, A	1-I9	25.
BOX, BATTERY RELAY	1-F7	12512	BRACKET SUB ASSY, ACCEL CO	1-E4	78104	BRUSH, START	1-L9	5.
BRACE, GEN	1-I7	12512 A		2-C9	78104		1-B10	2.
	1-H8	12512	BRACKET SUB ASSY, BRAKE PE	2-E5	47105		1-B10	2.1
	1-L8	12512	BRACKET SUB ASSY, CLUTCH P	2-K2	31305		1-B10	5.



BUFFER, CLUTCH PEDAL --> CLAMP

ALPHABETICAL INDEX

DESCRIPTION	LOCATION NUMBER	KEY NUMBER	DESCRIPTION	LOCATION NUMBER	KEY NUMBER	DESCRIPTION	LOCATION NUMBER	KEY NUMBER
BUFFER, CLUTCH PEDAL	2-K2	31318	BUSHING, BODY OIL PUMP	1-K1	15117	CAP, RACK LIMIT	1-E5	48.
BUFFER SUB ASSY, CLUTCH PE	2-E5	31308	BUSHING, CONROD, REPAIR STD	1-H2	13272	CAP SUB ASSY, OIL FILLER	1-G1	12108
BULB	- 2-E1	4.	BUSHING, CONTROL TUBE	2-K2	32243	CAP SUB ASSY, RAD	1-J11	16401
BULB	2-H1	1.	BUSHING, OIL SEAL	1-L7	6.	CAP SUB ASSY, RESVR	2-D10	2.
BULB	2 1-C14	900832		1-J9	48.	CAPSULE SUB ASSY, IDLING S	1-K4	41.
	2-C1	1.	BUSHING, RUBBER	2-D7	900487		1-F5	54.
	2-E1	3.		2-D7	900487A	CAPSULE SUB ASSY, RACK LIM	1-J4	30.
	2-E1	4.		2-J7	900487		1-E5	43.
	2-F1	2.	BUSHING SUB ASSY, RUBBER	2-J7	49305	CARRIER ASSY, DIFF	2-G11	41110
	2-G1	2.	BUSHING, VALVE GUIDE INTAK	1-G1	11122	CARRIER, DIFF	2-G11	41111
	2-I1	4.1	BUSH, SPEEDO GEAR	2-K3	33484	CARRIER SUB ASSY, DIFF	2-G11	41101
	2-J1	4.	BUTTON ASSY, HORN	2-F9	45130	CARTRIDGE SUB ASSY	1-I10	13.
	2-K1	S 5.	Buzzer ASSY	B 1-C14	86650	CASE ASSY, BRG HOLDER	1-B2	13690
	2-L1	3.		1-C14	86650 A		1-D2	13690
	2-B2	5.	CABLE	1-A14	82117	CASE, BLOWER	1-E10	13.
	2-C2	5.		1-C14	900851	CASE, BRG	1-E10	20.
	2-J8	4.		1-C14	900851A	CASE, BRG HOLDER	1-B2	13691
	2-J8	5.		1-C14	900852		1-D2	13691
	2-J8	7.		1-C14	900853	CASE, CLIP BOLT	2-J7	900486
	2-K8	3.		1-C14	900853A	CASE, COOLANT PUMP	1-J7	1.
	2-F13	3.	CABLE ASSY, SPEEDO DRIVE L	2-G8	83710	CASE, OIL COOLER	1-L3	2.
BUMPER SUB ASSY, FR SPG	2-C7	48304		2-G8	83710 A	CASE SUB ASSY, DIFF	2-G11	41301
BUMPER SUB ASSY, RR SPG	2-I7	48306	CABLE, CONTROL	2-D13	87415	CASE SUB ASSY, OIL COOLER	1-L3	1.
BUSH	1-I4	2.		2-D13	87415 A	CASE SUB ASSY, THERMOSTAT	1-F7	16301
	1-J4	27.2		2-D13	87415 B	CASE, T/M	2-F3	33111
	1-E5	29.	CABLE SUB ASSY, ACCEL	2-C9	78015	CASE, TURBINE	1-E10	17.
	1-E5	33.	CABLE SUB ASSY, P/B	2-E6	46401	CASING	1-L7	14.
	1-E10	3.	CABLE SUB ASSY, T/M CONTRO	2-E4	33702	CENTER, COOLANT PUMP PULLE	1-J7	5.
BUSH, CENTER BRG	1-L9	11.		2-E4	33702 A	CHANNEL, FUEL TANK SUPT	1-D11	77682
BUSHING	1-L2	9867	CAGE, DIFF CARRIER	2-G11	41131	CLAMP	1-G7	9769
	1-M11	9867	CAMSHAFT ASSY	1-H6	35.		1-G7	9769 A
	1-G12	9867 X	CAMSHAFT SUB ASSY,	1-L2	13501		1-I7	9769
	1-G12	9867 Y	CAM, TIMER	1-B7	10.		1-J8	9769
	1-G12	9867 Z		1-B7	11.		1-I9	27.
	1-L12	9867 X	CAP, AIR BLEEDER SCREW	2-B3	7.		1-E10	43.
	1-L12	9867 Y		2-A11	9.		1-F11	9769
	1-L12	9867 Z		2-I11	11.		1-M11	9769
	2-L2	9867	CAP ASSY, FUEL TANK	1-C11	77320		1-C14	900537
	2-I3	9867		1-K13	77320		1-C14	900537A
	2-C4	9867	CAP ASSY, RAD	1-J11	16410		1-F14	9769
	2-G4	9867	CAP, BATTERY CABLE TERMINA	1-C14	900806		1-F14	9769 B
	2-H5	9867		1-C14	900806A		1-J14	900537
	2-D9	9867	CAP, FR HUB	2-H10	43514		2-H2	9769
	2-I10	9867	CAP, OIL RESVR FILLER	2-I5	5.		2-H5	9769
	2-I10	9867 A	CAP, RACK LIMIT	1-K4	35.		2-G8	900537



CLAMP --> COVER ASSY,FUEL FILT A L P H A B E T I C A L I N D E X

DESCRIPTION	LOCATION NUMBER	KEY NUMBER	DESCRIPTION	LOCATION NUMBER	KEY NUMBER	DESCRIPTION	LOCATION NUMBER	KEY NUMBER
CLAMP	2-D9	9769	CLIP	2-I5	9.	COLLAR	2-G9	900564
	2-H10	45466		2-C10	9779	COLLAR,SPACE	1-J9	36.
	2-E13	900537	CLIP,FR SPG,	2-C7	48141	COLLAR,TAPER	2-C11	900326
CLAMP,EXH PIPE	1-E12	17568		2-I7	48141	COLUMN ASSY STRG	2-F9	45250
	1-E12	17568 A	CLIP,HOSE	2-K2	44457	COMPENSATOR ASSY,BOOST	1-M4	86.
	1-J12	17568		2-E5	44457		1-G5	107.
	1-J12	17568 A	CLIP SUB ASSY	1-K1	79904	COMPRESSOR ASSY	1-C8	88320
	1-J12	17568 B		1-E4	79904	CONDENSER,ALTERNATOR	1-F9	15.
CLAMP,WIRING HARNESS	1-B14	82711		1-E4	79904 A		1-F9	16.
	1-B14	82711 B		1-E4	79904 B		1-I9	16.
	2-G8	82711		1-E4	79904 C	CONDENSER ASSY	2-I13	88410
	2-G8	82711 A		1-E4	79904 D	CONE,SYNCHRO	2-F3	33372
CLAW,CRANKSHAFT	1-I2	13493		1-F7	79904		2-G3	33372 A
CLEANER ASSY,AIR EXPORT	1-B13	17610		1-I7	79904	CONNECTOR	1-K6	12.
CLEANER ASSY,AIR	J 1-B13	17720		1-I8	79904		1-F9	24.
	1-C13			1-K13	79904		1-E11	9729
CLEVIS	1-G12	9559		1-K13	79904 D		2-L2	9729
	1-L12	9559		1-K13	79904 E		2-H5	9729
	2-A3	11.		1-K13	79904 F		2-H5	9729 A
	2-C6	33.		1-K13	79904 G		2-C10	9729
	1-F4	9854		1-K13	79904 J		2-C10	9729 A
CLIP	1-I8	900119		1-K13	79904 K	CONNECTOR,EXH MFLD	1-B9	17159
	1-I8	900119A		1-K13	79904 R	CONNECTOR PIPE	1-J3	900235
	1-F11	9779 A		1-K13	79904 W		1-I8	900235
	1-F11	9779 B		2-K2	79904	CONNECTOR SUB ASSY	2-E5	15904
	1-F11	9854		2-F4	79904		2-E5	15904 A
	1-M11	9854		2-F5	79904	CONNECTOR,W/LEAD WIRE	1-F9	17.
	1-F14	9779		2-H6	79904		1-I9	21.
	1-G14	9779 A		2-G8	79904	CONTROL ASSY,HEATER	2-D13	87410
	1-G14	9779 B		2-C9	79904	COOLER ASSY,ELEC	2-I13	88530
	1-G14	9779 C		2-C9	79904 A	COOLER ASSY,OIL W/FILTERJ	1-J3	15700
	1-G14	9779 D	CLUTCH SUB ASSY,START	2-B10	79904		1-L3	
	1-G14	9779 E		1-L9	16.	CORE ASSY,W/JOINT	1-M9	28.
	1-J14	9779 E	COCK SUB ASSY,COOLANT	1-B10	23.		1-C10	33.
	2-C4	9779		1-J11	16051	COUNTERSHAFT	2-G3	33411
	2-H5	9779	COIL,START FIELD	1-L9	1.	COVER	1-G9	46.
	2-H5	9779 A	COIL SUB ASSY,GEN FIELD	1-F9	2.		1-J9	41.
	2-H5	9779 B	COLLAR	1-I2	900129		2-J1	1.
	2-H5	9779 C		1-B3	900129	COVER,A/C	2-K1	1.
	2-H5	9779 D		1-I4	20.		1-C13	4.
	2-H5	9779 E		1-J4	28.2	COVER ASSY,CLUTCH	2-F2	31210
	2-H5	9779 F		1-D5	21.	COVER ASSY,CONTACTOR W/TE	1-M9	29.
	2-H5	9854		2-F4	900314		1-C10	36.
	2-H5	9854 A		2-C7	900314	COVER ASSY,FUEL FILTER	1-G4	1.
	2-H5	9854 B		2-G9	900314		1-G11	8.



COVER ASSY,PS GEAR,S--> END SUB ASSY,CONTROL

A L P H A B E T I C A L I N D E X

DESCRIPTION	LOCATION NUMBER	KEY NUMBER	DESCRIPTION	LOCATION NUMBER	KEY NUMBER	DESCRIPTION	LOCATION NUMBER	KEY NUMBER
COVER ASSY,PS GEAR,SIDE	2-J9	44160	COVER,T/M CASE	2-B4	33121	CYLINDER ASSY,RR WHEEL BR	2-E11	47550
COVER ASSY,STRG COLUMN,LH	2-F9	45270	COVER,T/M PTO	2-J11	33161		2-E11	47560
COVER ASSY,STRG COLUMN,RH	2-F9	45260	COVER,WATER SEPARATOR	1-H11	2.		2-E11	47570
COVER ASSY,VACUUM	1-L7	5.	CRANKSHAFT	1-H2	13411		2-E11	47580
COVER ASSY,WATER SEPARATO	1-H11	1.	CROSSMEMBER,FRAME,NO1,	2-K6	51211		2-I11	
COVER,BALL JOINT DUST	2-F4	33765	CROSSMEMBER,FRAME,NO8	2-K6	51281	DEFLECTOR,DUST	2-G3	37341
COVER,BATTERY RELAY	1-B14	84493	CROSSMEMBER SUB ASSY,FRAM.	2-K6	51202		2-G11	37341
COVER,B/C	1-A5	98.		2-K6	51203	DETECTOR ASSY,REVOLUTION	1-B14	83180
	1-H5	120.		2-K6	51204	DIAPHRAGM	1-K4	46.
COVER,BRG	1-I6	42.		2-K6	51205		2-B6	4.
	1-G9	44.		2-K6	51206		2-B6	21.
	1-C10	28.	CUP,CYL	2-K5	4.	DIAPHRAGM SUB ASSY,B/C	1-A5	93.
COVER,CONTROL SHAFT HOLE	2-B4	33577		2-K5	7.		1-H5	115.
	2-B4	33577 A		2-K5	13.	DIODE SUB ASSY	1-B14	85902
COVER,CYL HEAD	1-G1	11211		2-K5	16.	DISC ASSY,CLUTCH	2-F2	31250
COVER,DUST	1-C8	11275	CUP,PISTON	2-B3	3.	DISC,REACTION	2-B6	13.
	1-C8	11275 A	CUP,WHEEL CYL PISTON	2-A11	3.	DISTANCE PIECE	1-D6	6.
	1-E12	11275		2-I11	3.	DOWEL,ROTOR CASE	1-I10	14.
	1-J12	11275	CURTAIN SUB ASSY,RAD		16707	DRIVER,ROTOR CASE	2-L11	09861
	2-J9	900318	CUSHION	1-L11	900544	DRIVER,CROSS SCREW	2-L11	09851
COVER,END	1-L9	17.		2-G9	900544	DRUM,BRAKE	2-K10	43512
COVER,FELT	1-G9	40.	CUSHION,EXH PIPE	1-E12	17569		2-E11	43512
	1-J9	34.		1-J12	17569	DRUM,P/B	2-E6	46511
COVER,FUEL FILTER,	1-G11	8.1	CUSHION,S/ABS	2-F7	2.	DUCT,A/C	1-C13	2.
COVER,FUEL FILTER,LWR	1-G11	1.		2-F7	6.		1-C13	5.
COVER,PRIMING PUMP	1-K6	16.		2-L7	1.	DUCT,AIR	2-D13	87231
COVER,SEAL	2-G3	33432	CUSHION,STABILIZER	2-C7	48817		2-D13	87231 A
COVER,STRG COLUMN,LH LWR	2-F9	45287		2-I7	48817		2-D13	87231 B
COVER,STRG COLUMN,RH UPR	2-F9	45286	CUSHION SUB ASSY,EXH PIPE	2-B10	17012		2-D13	87231 C
COVER,STRG SHAFT DUST	2-F9	45222	CYLINDER ASSY,CLUTCH RELE	2-H2	31470		2-D13	87231 D
COVER SUB ASSY,F/H DUST	2-F9	45222 B		2-B3		DUCT ASSY,AIR	2-I13	87230
COVER SUB ASSY,GOV	1-B2	11306	CYLINDER ASSY,CONTROL	1-E12	17490	ELBOW	2-C10	9739
	1-J4	27.		1-J12	17490		2-C10	9739 A
	1-J4	27.1	CYLINDER ASSY,DOOR LOCK	1-J14	69620	ELEMENT,OIL COOLER	1-L3	9.
	1-E5	28.	CYLINDER ASSY,DOOR LOCK W	1-J13	69640	ELEMENT SET,FUEL FILTER	1-G4	4.
COVER SUB ASSY,INJ PUMP	1-F6	6.		2-K10	47510		1-G11	6.
COVER SUB ASSY,OIL PUMP	1-J3	15012	CYLINDER ASSY,FR WHEEL BR	2-K10	47530	ELEMENT SET,OIL FILTER	1-L3	8.
COVER SUB ASSY,STRG KNUCK	2-H10	43207		2-A11		ELEMENT SUB ASSY,A/C FILT	1-C13	6.
COVER SUB ASSY,THERMOSTAT	1-F7	16302	CYLINDER ASSY,KEY SET LOC	1-J13	69610	ELEMENT SUB ASSY,INJ PUMP	1-F6	13.
	1-I7	16302		1-J13	69610 A	EMBLEM	2-G8	76531
COVER SUB ASSY,TIMER	1-D4	22501		1-J14	69610		2-G8	76531 A
	1-I6	50.	CYLINDER ASSY,MASTER	2-K2	31420	END ASSY,TIE ROD,LH	2-H10	45430
COVER,T/G CASE	1-B2	11322		2-A3		END ASSY,TIE ROD,RH	2-H10	45420
COVER,THERMOSTAT CASE	1-F7	16323		2-F5	47200	END SUB ASSY,CONTROL ROD	2-E4	33076
COVER,TIMER	1-C7	15.		2-K5			2-E4	33076 A



END SUB ASSY,CONTROL--> GROMMET.

ALPHABETICAL INDEX

DESCRIPTION	LOCATION NUMBER	KEY NUMBER	DESCRIPTION	LOCATION NUMBER	KEY NUMBER	DESCRIPTION	LOCATION NUMBER	KEY NUMBER
END SUB ASSY,CONTROL ROD	2-E4	33076 B	FUSE	2-B1	1.	GASKET,INLET CONNECTOR	1-D6	8.
	2-E5	33076		2-B1	2.	GASKET,INTAKE MFLD	1-F3	17171
	2-E5	33076 A	FUSE	1-C14	900857A		1-F3	17171 A
ENGINE ASSY,PARTIAL	1-B1	11090		1-J14	900857A	GASKET,KEY CYLINDER	1-J13	69625
EXPANDER,PISTON RING	P 2-D12	09442	FUSIBLE LINK	1-C14	900858	GASKET,NOZZLE HOLDER	1-E4	23661
EYE	1-D8	9699		1-C14	900858A	GASKET,OIL COOLER ELEMENT	1-L3	10.
FACING	2-F2	31251		1-D14	900858B	GASKET,OIL,OUTLET	1-B9	24135
FAN,ALTERNATOR	1-J9	61.	GAGE ASSY,COMB	2-J8	2.	GASKET,OIL PUMP COVER	1-J3	15119
FAN DRIVE ASSY,	1-J11	16360	GAGE ASSY,FUEL SENDER	1-D11	83320	GASKET,SHIFT LEVER HOUSIN	2-B4	33272
	1-J11	16360 A	GAGE ASSY,PS SYSTEM	2-L12	09740		2-E4	33529
FELT	1-G9	41.	GAGE ASSY,WATER TEMP SEND.	1-18	83420	GASKET,SUB ASSY	1-F3	24109
	1-J9	35.	GAGE SUB ASSY,OIL LEVEL	1-K1	15301		1-B9	24109
FILTER	2-B6	8.	GASKET	1-K4	43.	GASKET,SUB ASSY,EXH MFLD	1-F3	17104
FILTER ASSY,FUEL EXPORT	1-D4	23010		1-K4	50.		1-E12	17104
FILTER ASSY,FUEL	J 1-D4	23300		1-L4	74.		1-J12	17104
	1-G4			1-L4	75.	GASKET,THERMOSTAT	1-F7	16325
FILTER ASSY,OIL	1-J3	15800		1-M4	84.	GASKET,T/M CASE	2-B4	33122
FITTING,LUBRICATION	2-I4	9822		1-A5	97.	GASKET,T/M PTO	2-J11	33162
	2-H9	9822		1-A5	102.	GASKET,WATER LEVEL SWITCH	1-K11	16681
FLANGE	1-B2	900211		1-A5	108.	GEAR,1ST	2-F3	33335
FLANGE SUB ASSY,U-JOINT	2-G3	37304		1-A5	109.	GEAR,2ND	2-F3	33332
	2-G11	37304		1-A5	110.	GEAR,3RD	2-F3	33333
FLANGE,TIMER DRIVING	1-B7	1.		1-B5	120.	GEAR,4TH	2-F3	33334
	1-B7	12.		1-G5	87.	GEAR ASSY,PS	2-F9	44110
FLANGE,VENT	1-F7	12225		1-G5	88.		2-J9	44110
FLASHER ASSY,TURN SIGNAL	1-M13	81980		1-H5	119.	GEAR,CAMSHAFT	1-L2	13523
FLOAT	1-H11	11.		1-I5	124.	GEAR,COUNTER 4TH	2-G3	33422
FLYWEIGHT	1-K4	31.		1-I5	128.	GEAR,COUNTER DRIVE	2-G3	33426
	1-E5	32.		1-I5	129.	GEAR,CRANKSHAFT	1-I2	13521
	1-E5	44.		1-I5	130.	GEAR,DIFF SIDE	2-G11	41331
FLYWHEEL ASSY	1-H2	13450		1-I5	140.	GEAR,DRIVE	1-C8	44351
FORK,1ST AND REV SHIFT	2-B4	33212		1-D6	12.	GEAR,FLYWHEEL RING	T 1-H2	13453
FORK,2ND AND 3RD SHIFT	2-B4	33214		1-F6	8.	GEAR,INJ PUMP DRIVE	1-D4	13613
FORK,4TH AND 5TH SHIFT	2-B4	33216		1-F6	16.	GEAR,REV	2-F3	33338
FORK,CLUTCH RELEASE	2-H2	31233		1-K6	5.	GEAR,REV IDLER	2-G3	33461
FRAME ASSY,ALTERNATOR DRI	1-G9	34.		2-K5	20.	GEAR,SPEEDO DRIVEN	T 2-K3	33482
	1-I9	31.	GASKET,AIR PLUG	1-H11	4.	GEAR,SPEEDO DRIVE	T 2-K3	33481
FRAME ASSY,START COMMUTAT	1-L9	2.	GASKET,BRG RETAINER,FR	2-F3	33132	GEAR SUB ASSY,IDLE	1-L2	13505
FRAME,COMMUTATOR END	1-B10	3.	GASKET,BRG RETAINER,RR	2-F3	33142	GEAR SUB ASSY,OIL PUMP	1-J3	15107
FRAME,DRIVE END	1-G9	35.	GASKET,CYL HEAD	1-G1	11115	GLASS,SPEEDO	2-J8	1.
	1-I9	32.	GASKET,CYL HEAD COVER	1-G1	11213.		2-K8	1.
FRAME,RECTIFIER END	1-F9	4.	GASKET,EXH BRAKE	1-E12	17485	GOVERNOR ASSY	1-D4	22300
	1-I9	3.		1-J12	17485		1-I4	
FUNNEL	F 2-F12	09677	GASKET,FR END PLATE	1-B2	11312		1-D5	
FUSE	1-C14	900857	GASKET,FUEL SENDER GAGE	1-D11	83361	GROMMET	1-E11	9679

GROMMET

--> HOSE SUB ASSY, FUEL

ALPHABETICAL INDEX

DESCRIPTION	LOCATION NUMBER	KEY NUMBER	DESCRIPTION	LOCATION NUMBER	KEY NUMBER	DESCRIPTION	LOCATION NUMBER	KEY NUMBER
GROMMET	1-F14	9679 A	HEADLAMP ASSY, RH	1-L13	81110 A	HOLDER SUB ASSY, DELIVERY	1-F6	17.
	1-F14	9679 B		2-I1		HOLDER SUB ASSY, STABILIZE	2-I7	48808
	1-F14	9679 C	HEAD SUB ASSY	2-B4	33202		2-I7	48808 A
	1-F14	9679 D	HEAD, SYNCHRO	2-F3	33366	HOLDER, W/RECTIFIER	1-F9	6.
	1-F14	9679 E	HEATER ASSY	2-D13	87110		1-I9	7.
	2-G4	9679	HOLDER	1-F9	5.	HOLLOW, SCREW	1-L7	22.
	2-C10	9679		1-I9	6.		1-L7	24.
	2-K10	900546		1-B10	19.		1-J9	52.
	2-E11	900546	HOLDER ASSY, ALTERNATOR BR	1-I9	24.	HOOK	1-J9	54.
	2-E13	900546	HOLDER ASSY, NOZZLE	D 1-D4	23620		1-M9	34.
GUARD SUB ASSY, RAD	1-K11	16508		1-B6			1-C10	38.
GUIDE	C 2-D12	09481	HOLDER ASSY, START BRUSH	1-L9	3.	HOOK,	2-K6	51961
	2-D12	09481 A		1-B10	4.		2-K6	51961 A
GUIDE	D 2-L12	09657	HOLDER, BRUSH	1-I9	24.1	HORN ASSY, LOW PITCHED	1-C14	86520
	2-M12	09657 A	HOLDER, CLIP	1-G1	79993	HOSE	1-D11	900561
GUIDE	K 2-M12	09657		1-E4	79993	HOSE, A/C	1-B13	17881
GUIDE, OIL LEVEL GAGE	1-K1	12141		1-F7	15492		1-B13	17881 A
GUIDE, OIL SEAL	2-H10	43214		1-I8	79993	HOSE, AIR	1-F3	900233
	2-C11	42147		1-D11	79993		1-F3	900233A
GUIDE, O-RING	1-J3	15114		1-D11	79993 A		1-E10	41.
GUIDE SUB ASSY, RAD CURTAIN	-	16708		1-D11	79993 B	HOSE ASSY, OIL	2-B10	44410
	-	16708 A		1-D11	79993 C	HOSE, FUEL	1-E4	900231
GUIDE	W 2-L12	09657 A		1-K13	79993		1-E4	900231A
HANDLE, SPARE WHEEL CARRIE	2-K6	51935		1-K13	79993 A	HOSE, OIL	1-F7	900232
HANDLE SUB ASSY	C 2-L11	09404		1-K13	79993 B		1-I7	900232
HANGER, ENG	1-G1	12281		1-K13	79993 C		1-I8	900232
HANGER SUB ASSY, SPARE WHE	2-K6	51902		1-K13	79993 D	HOSE, OIL BRAKE	2-K2	900472
HARNESS SUB ASSY	1-M13	82052		1-K13	79993 E		2-F5	900472
	1-A14	82066		1-K13	79993 F		2-F5	900472A
	1-A14	82066 A		1-K13	79993 G	HOSE, RAD	1-K11	900144
	1-A14	82076		1-J14	79993		1-K11	900144A
HARNESS SUB ASSY, ENG	1-I8	82064		2-B4	79993		1-K11	900144B
	1-L8	82064		2-F5	79993		1-K11	900144D
HARNESS SUB ASSY, FR	1-A14	82057		2-F5	79993 A		1-K11	900144E
HARNESS SUB ASSY, INTERMED	1-A14	82053		2-F5	79993 C		1-K11	900144F
	1-J14	82053		2-H6	79993		1-K11	900144G
HARNESS SUB ASSY, METER	2-K8	2.		2-G8	79993 A		1-K11	900144H
HARNESS SUB ASSY, RR	1-A14	82055		2-C9	79993		1-L11	900144J
HEAD, 4TH AND 5TH SHIFT	2-B4	33236		2-B10	79993		1-L11	900144K
	2-B4	33236 A		2-B10	79993 A		1-L11	900144M
HEAD ASSY, CYL,	1-G1	11110		2-C10	79993 B		1-L11	900144N
HEADLAMP ASSY, LH	1-L13	81150	HOLDER, PISTON RING	P 2-D12	09441		1-L11	900154B
	1-L13	81150 A	HOLDER, STABILIZER	2-C7	48865		1-L11	900154C
	2-I1			2-J7	48865	HOSE, RETURN	2-B10	44412
HEADLAMP ASSY, RH	1-L13	81110		2-J7	48865 A	HOSE SUB ASSY, FUEL	1-E4	23806



HOSE SUB ASSY,OIL --> LENS

ALPHABETICAL INDEX

DESCRIPTION	LOCATION NUMBER	KEY NUMBER	DESCRIPTION	LOCATION NUMBER	KEY NUMBER	DESCRIPTION	LOCATION NUMBER	KEY NUMBER
HOSE SUB ASSY,OIL	1-F7	44408	INLET CONNECTOR	1-D6	9.	KNUCKLE ASSY,STRG,LH	2-H10	43220
	1-I7	44408	INSTALLER SUB ASSY	2-M12	09607	KNUCKLE ASSY,STRG,RH	2-H10	43210
	1-H8	44408	INSULATOR	2-F4	77814	LAMP ASSY,BACK UP	1-M13	81670
HOSE,SUCTION	2-B10	44413	INSULATOR,EXH HEAT	1-E12	17435		2-C1	
	2-B10	44413 A		1-J12	17435	LAMP ASSY,FOG	1-L13	81210
							1-L13	81210 A
HOSE,VACUUM	1-H8	44771	INSULATOR GLOW PLUG	1-H8	19113		2-G1	
	1-H8	44771 A	INSULATOR,HOLDER BRUSH	1-F9	12.		2-H1	
	1-I8	44771 B		1-F9	14.	LAMP ASSY,FOG,LH	1-L13	81220
	1-I8	44771 C		1-I9	9.		2-H1	
	1-I8	44771 D		1-I9	11.			
						LAMP ASSY,FR TURN SIGNAL	1-L13	81510
	1-L8	44771		1-I9	22.	LAMP ASSY,FR TURN SIGNAL,	1-L13	81520
	1-L8	44771 A		1-I9	23.	LAMP ASSY,FR TURN SIGNAL	2-E1	
	1-L8	44771 B	INSULATOR,START	1-D4	12541	LAMP ASSY,HEATER CONTROL	2-D13	81930
	1-L8	44771 C	INSULATOR SUB ASSY,EXH	1-F3	17041		2-F13	
	2-E5	44771		1-F3	17041 A			
						LAMP ASSY,LICENSE PLATE	1-L13	81270
	2-E5	44771 B	INSULATOR,TERMINAL	1-F9	7.		2-J1	
	2-E5	44771 C		1-F9	8.		2-K1	
	2-E5	44771 D		1-F9	13.	LAMP ASSY,RR COMB	1-M13	81550
	2-E5	44771 E		1-F9	18.		2-L1	
HOSE,VENT	1-F7	900236		1-I9	8.		2-B2	
						LAMP ASSY,RR COMB,LH	1-M13	81560
HOUSING	2-I1	1.		1-I9	14.		2-B2	
HOUSING ASSY,ALTERNATOR E	1-F9	3.		1-I9	15.	LAMP ASSY,RR TURN SIGNAL	1-M13	81530 A
	1-I9	2.	JACK SUB ASSY,OIL	2-L11	09601		1-M13	81530 B
HOUSING,B/C	1-M4	87.	JOINT ASSY,STRG SHAFT UNI	2-F9	45230			
	1-G5	108.	JOINT,PIPE	1-C2	9855			
						LAMP ASSY,RR TURN SIGNAL,	1-M13	81540
HOUSING,CLUTCH	2-H2	31111		1-G7	9855	LAMP ASSY,RR TURN SIGNAL	2-D1	
HOUSING,FLYWHEEL	1-B2	11351		2-A3	14.		2-B2	
HOUSING,GEAR	1-B10	11.		2-H5	9855 A		2-C2	
HOUSING,SHIFT LEVER SHAFT	2-B4	33271		2-K5	22.	LAMP ASSY,SIDE TURN SIGNA	1-M13	81730
HOUSING,START DRIVE	1-L9	14.	JOINT SUB ASSY,OIL PIPE	2-K10	47509			
							2-F1	
	1-C10	26.	KEY	1-I2	9539	LEAD,SWITCH CONNECTING	1-M9	31.
HOUSING SUB ASSY,GOV	1-I4	1.		1-K4	32.	LEAF,INTER	2-C7	48181
	1-D5	1.		1-E5	45.		2-I7	48181
HOUSING SUB ASSY,INJ PUMP	1-F6	1.		1-I6	45.	LEAF,RR SPG,NO2	1	2-I7
HOUSING SUB ASSY,PS GEAR	2-J9	44107		2-H3	9539			
						LEAF,RR SPG,NO3	1	2-I7
HOUSING,SUB ASSY,RR AXLE	2-C11	42101		2-B6	6.	LEAF SUB ASSY,FR SPG,NO11	2-C7	48101
HOUSING SUB ASSY,SHIFT LE	2-E4	33502	KEY,SWITCH START	1-B14	84512	LEAF SUB ASSY,RR SPG,NO1	2-I7	48202
HOUSING,VACUUM	1-L7	1.		1-B14	84512 B	LEAF SUB ASSY,RR SPG,NO11	2-I7	48202
HUB,FR AXLE	2-H10	43511	KEY,SYNCHRO	2-F3	33365	LEAF SUB ASSY,RR SPG,NO4	2-I7	48205 A
HUB,REACTION DISC	2-B6	11.	KNOB	2-G9	900574			
						LEAF SUB ASSY,RR SPG,NO41	2-I7	48205
HUB,RR AXLE	2-C11	42411	KNOB ASSY,HEATER CONTROL	2-D13	87420	LENS	2-C1	4.
HUB,T/M SYNCHRO	2-F3	33361	KNOB,P/B RELEASE ROD	2-H6	46217		2-F1	3.
	2-F3	33361 A	KNOB SUB ASSY,ENG STOP BU	2-C9	78405		2-G1	3.
I-BEAM,FR AXLE	2-H10	43111	KNOB SUB ASSY,SHIFT LEVER	2-E4	33504		2-J1	2.
IMPELLER,BLOWER	1-E10	9.	KNOB SUB ASSY,THROTTLE BU	2-C9	78403			



3-K3

LENS

--> NUT

ALPHABETICAL INDEX

DESCRIPTION	LOCATION NUMBER	KEY NUMBER	DESCRIPTION	LOCATION NUMBER	KEY NUMBER	DESCRIPTION	LOCATION NUMBER	KEY NUMBER
LENS	2-K1	2.	LIFTER, VALVE	1-B3	13751	NUT	1-K4	49.
LENS, LH	2-E1	1.	LIGHTER ASSY, CIGARETTE	1-B14	85530		1-L4	56.
	2-B2	1.	LINER, CYL, S/S	W 1-K1	11467		1-L4	68.
LENS, RH	2-D1	1.	LINER, CYL, S/S	X 1-K1	11467		1-L4	72.
	2-E1	1.	LINER, CYL, S/S	Y 1-K1	11467		1-A5	95.
	2-L1	1.	LINER, CYL, S/S	Z 1-K1	11467		1-B5	115.
	2-B2	1.	LINING, BRAKE SHOE, FR	0 2-K10	47661		1-B5	117.
	2-C2	1.		2-E11	47661		1-B5	119.
LEVER ASSY, GEAR CONTROL	2-E4	33520	LINING, BRAKE SHOE	S 2-K10	47441		1-D5	15.
	2-E4	33520 A		2-E11	47441		1-F5	55.
LEVER ASSY, P/B	2-H6	46210	LINK	1-I4	5.		1-F5	60.
LEVER, EXH BRAKE	1-E12	17477		1-I4	9.		1-F5	67.
	1-J12	17477		1-I4	17.		1-F5	69.
LEVER, INVERSION	2-B4	33222		1-K4	53.		1-G5	85.
LEVER, LOAD CONTROL	1-L4	66.		1-D5	5.		1-G5	86.
	1-G5	101.		1-D5	9.		1-G5	102.
LEVER, P/B SHOE	2-E6	46611		1-D5	17.		1-H5	117.
LEVER, PINION DRIVE	1-L9	13.	LINK ASSY, STRG DRAG	2-G9	45440		1-I5	135.
	1-B10	17.	LOCK, VALVE SPG RETAINER	1-B3	900126		1-I5	137.
LEVER, SELECT, OUTER	2-B4	33257	LOCKWASHER	1-I4	14.		1-I5	139.
LEVER, SHIFT, INNER	2-B4	33252		1-L4	67.		1-F6	11.
LEVER, STABILIZER BAR	2-I7	48834		2-E6	9289		1-I6	54.
LEVER, STOP	1-I4	19.	MANIFOLD, EXH	2-J9	9289		1-G7	9209
	1-J4	25.	MANIFOLD, INTAKE	1-F3	17141		1-I7	9209
	1-D5	20.		1-F3	17111		1-B9	9219
	1-E5	26.	METER ASSY, COMB	2-G8	83100		1-E11	9209
LEVER SUB ASSY, ACCEL LINK	2-C9	78105		2-J8			1-L11	9209
LEVER SUB ASSY, BRAKE PEDA	2-E5	47102	METER ASSY, COMB	N 2-G8	83100	1-F12	9209	
LEVER SUB ASSY, GUIDE	1-J4	28.1		2-J8		1-F12	9209 X	
	1-E5	37.	MOTOR SUB ASSY, BLOWER	2-D13	87104	1-F12	9219	
LEVER SUB ASSY, INNER	1-B5	123.	MOUNTING SUB ASSY, ENG, FR,	1-B2	12031	1-K12	9209	
	1-I5	143.	MOUNTING SUB ASSY, ENG, RR,	2-F3	12035	1-K12	9209 X	
LEVER SUB ASSY, LOAD CONTR	1-L4	58.	MUFFLER SUB ASSY	1-E12	17501	1-K12	9219	
	1-F5	71.		1-J12	17501	1-E14	9209	
LEVER SUB ASSY, P/B	2-H6	46201	NOZZLE AND HOLDER SET	D 1-D4	23600	1-E14	9209 A	
LEVER SUB ASSY, SHIFT	2-E4	33503 A	NOZZLE ASSY	1-E4	23640	1-E14	9209 B	
	2-E4	33503 B	NOZZLE ASSY, DEF	2-D13	87270	1-E14	9209 F	
	2-E4	33503 C	NUT	1-B3	9219	1-E14	9209 H	
LEVER SUB ASSY, STABILIZER	2-C7	48804		1-G3	9209 A	1-J14	9209	
	2-C7	48804 A		1-L3	11.	2-L2	9209	
	2-I7	48804		1-I4	15.	2-L2	9209 A	
	2-I7	48804 A		1-J4	27.7	2-G3	9219	
LEVER SUB ASSY, TENSION	1-J4	27.5		1-K4	42.	2-F4	9209	
	1-E5	31.		1-K4	47.	2-F4	9209 A	
LEVER, TIRE	S 2-K12	09672		1-K4	48.	2-G5	9209	



NUT

--> PIN

ALPHABETICAL INDEX

DESCRIPTION	LOCATION NUMBER	KEY NUMBER	DESCRIPTION	LOCATION NUMBER	KEY NUMBER	DESCRIPTION	LOCATION NUMBER	KEY NUMBER
NUT	2-G5	9209 A	NUT SUB ASSY, WING	1-C13	8.	O-RING	2-K9	9851 G
	2-G5	9209 B	O-RING	1-L1	9645 A	ORNAMENT	2-G8	76514
	2-G5	9209 C		1-C2	9851		2-I8	76514
	2-H6	9209		1-I2	9851		2-I8	76514 A
	2-L6	9209		1-G3	9645		2-I8	76514 B
	2-D7	9201		1-J3	9851		2-I8	76514 C
	2-G8	9209		1-L3	4.	OTHER PARTS	2-C7	49999
	2-C9	9209		1-F4	9851	OVERHAUL SET, PS	2-J9	44199
	2-C9	9209 A		1-I4	7.	PACKING	1-G9	39.
	2-H9	9209		1-I4	21.		1-J9	37.
	2-H9	9219		1-D5	7.		1-B10	22.
	2-J9	9209		1-D5	22.		1-C10	34.
	2-J9	9209 A		1-F6	12.		2-B2	2.
	2-C10	9209		1-F6	20.	PACKING, LENS	2-C1	3.
	2-I10	9209		1-H6	39.		2-F1	1.
	2-I10	9219		1-I6	51.		2-G1	5.
	2-I10	9219 A		1-K6	13.		2-J1	3.
	2-I10	9219 B		1-K6	14.		2-K1	4.
	2-C11	9209		1-G7	9851	PACKING, LENS, LH	2-E1	2.
	2-C11	9219		1-D8	9851	PACKING, LENS, RH	2-D1	2.
	2-G11	9219		1-J8	9851		2-E1	2.
	2-L12	9209		1-G9	45.		2-L1	2.
NUT, CAP	2-M12	9209		1-I9	4.		2-B2	2.
	1-K4	44.		1-L9	22.		2-C2	2.
	1-K4	51.		1-L9	23.	PACKING, VACUUM PUMP	1-L7	16.
	1-F5	57.		1-L9	24.		1-J9	49.
NUT, CONROD	1-C8	13266		1-I10	2.	PAD, PEDAL	2-K2	31321
NUT, DIFF BRG ADJ	2-G11	41315		1-I10	18.		2-E5	31321
NUT, FLANGE	1-G3	9249		1-I10	19.	PAD, SPG	2-I7	48372
	2-G3	9249		1-G11	3.1	PAN SUB ASSY, OIL	1-K1	12101
NUT, HUB, INNER LH	2-C8	900424		1-G11	7.	PARTS ASSY, SPECIAL	B 2-I12	09630
	2-E8	900424		1-G11	7.1	PARTS ASSY, SPECIAL	M 2-G12	09630
NUT, HUB, INNER RH	2-C8	900423		1-H11	7.	PARTS SUB ASSY, SPECIAL	2-K12	09609
	2-E8	900423		1-H11	10.		2-K12	09609 A
NUT, HUB, LH	2-C8	900422		2-A3	5.	PAWL, P/B	2-H6	46311
	2-E8	900422		2-H3	9851 A	PEDAL SUB ASSY, ACCEL	2-C9	78101
NUT, HUB, RH	2-C8	900421		2-K3	9851	PEDAL SUB ASSY, BRAKE	2-E5	47101
	2-E8	900421		2-B6	12.	PEDAL SUB ASSY, CLUTCH	2-K2	31301
NUT, LOCK	1-E10	8.		2-J9	9851	PIECE, DISTANCE	1-K11	16776
NUT, NOZZLE RETAINING	1-D6	7.		2-J9	9851 A	PIN	1-K1	9509
NUT, PISTON	2-B6	23.		2-J9	9851 B		1-F4	9509
NUT, ROUND	1-K4	34.		2-J9	9851 C		1-M11	9519
	1-E5	47.		2-K9	9851 D		1-G12	9509
NUT, SPRING	2-F5	900531		2-K9	9851 E		1-G12	9519
	2-D13	900531		2-K9	9851 F		1-L12	9509



3-M3

PIN --> PIPE SUB ASSY,SUCTIO A L P H A B E T I C A L I N D E X

DESCRIPTION	LOCATION NUMBER	KEY NUMBER	DESCRIPTION	LOCATION NUMBER	KEY NUMBER	DESCRIPTION	LOCATION NUMBER	KEY NUMBER
PIN	2-K2	900317	PIPE	2-E5	44766	PIPE,OIL	2-F5	47314
	2-L2	9509	PIPE ASSY,COOLER	2-I13	88720		2-F5	47316
	2-L2	9509 A	PIPE ASSY,INTAKE	1-F3	17040		2-F5	47316 A
	2-L2	9519 A	PIPE,BOOST COMPENSATOR	1-F3	22461		2-F5	47316 B
	2-H3	9509	PIPE,COOLANT PUMP OUTLET	1-H8	16115		2-F5	47316 C
	2-C4	9509 C		1-L8	16115		2-F5	47331
	2-G5	9509	PIPE,EXH TAIL	1-J12	17431		2-F5	47331 A
	2-G5	9519	PIPE,FEED	2-B10	44415 A		2-F5	47332
	2-G5	9519 A		2-B10	44415 B		2-F5	47332 A
	2-E6	900317		2-B10	44415 C		2-F5	47333
	2-D9	9509		2-B10	44415 D		2-F5	47334
PIN,BRAKE SHOE HOLD DOWN	2-E6	47447		2-B10	44415 E		2-K10	47331
	2-K10	47447	PIPE,FUEL	1-E4	23781		2-K10	47331 A
	2-E11	47447	PIPE,FUEL FEED	1-E4	23782		2-K10	47332
PIN,CONNECTOR	1-I4	10.		1-C11	77243 A		2-K10	47332 A
	1-L4	59.		1-C11	77243 B		2-E11	47334
	1-L4	61.		1-C11	77243 C	PIPE,OIL,INLET	1-B9	24171
	1-D5	10.		1-C11	77243 D		1-D9	24171
	1-F5	72.		1-C11	77243 E	PIPE,RETURN	2-B10	44416
	1-F5	74.		1-C11	77243 F		2-B10	44417
	1-B10	18.		1-C11	77243 G		2-B10	44417 A
PIN,DRIVE LEVER SET	1-K6	8.		1-C11	77243 H		2-B10	44417 B
PIN,FEED PUMP TAPPET ROLL	2-C7	48522	PIPE,FUEL RETURN	1-C11	77242 A		2-B10	44417 C
PIN,FR S/ABS	2-B4	33223		1-C11	77242 B		2-B10	44417 E
PIN,INVERSION	2-G11	41341		1-C11	77242 C	PIPE,SILENCER	1-B13	17212
PINION,PLUNGER CONTROL	1-H6	32.		1-C11	77242 D	PIPE SUB ASSY,COOLANT BY-	1-J11	16087
PIN,KING	2-H10	43231	PIPE,FUNNEL	F 2-F12	09676	PIPE SUB ASSY,DRAIN	1-D4	23091
PIN,KING PIN LOCK	2-H10	43112	PIPE,INJ,NO1	1-E4	23711	PIPE SUB ASSY,EXH	1-E12	17403
PIN,NOZZLE DOWEL	1-B6	1.	PIPE,INJ,NO2	1-E4	23712		1-J12	17403
	1-B6	2.	PIPE,INJ,NO3	1-E4	23713	PIPE SUB ASSY,NOZZLE LEAK	1-D4	23081
	1-B6	3.	PIPE,INJ,NO4	1-E4	23714		1-B9	24107
PIN,NOZZLE HOLDER PRESS	2-H6	46236	PIPE,INTAKE	1-F3	17113	PIPE SUB ASSY,OIL OUTLET	1-D9	24107
PIN,P/B LEVER	2-H6	46236 A		1-F3	17113 A		1-J3	15401
	2-H6	46313	PIPE,OIL	1-D4	15773	PIPE SUB ASSY,OIL PUMP,IN	1-J11	16507 A
PIN,P/B PAWL	1-H2	13251		1-D4	15773 A	PIPE SUB ASSY,SUCTION	1-J11	16507 B
PIN,PISTON,STD	2-B4	33523		1-F7	11451		1-J11	16507 C
	2-I7	48423		1-F7	11451 A		1-J11	16507 D
PIN,SHIFT LEVER	2-I7	48423 A		1-I7	11451		1-J11	16507 E
PIN,SPG	2-C7	48409		1-I7	11451 A		1-J11	16507 F
PIN SUB ASSY,LEAF SPG	2-E5	44761		1-H8	11451		1-J11	16507 G
PIPE	2-E5	44761 A		2-K2	31496		1-J11	16507 H
	2-E5	44761 B		2-K2	31496 A		1-J11	16507 J
	2-E5	44761 C		2-K2	31496 B		1-J11	16507 K
	2-E5	44761 D		2-K2	31496 C		1-J11	16507 M
	2-E5	44761 E		2-K2	31496 D		1-J11	16507 N



PIPE SUB ASSY,SUCTIO--> PLUG

ALPHABETICAL INDEX

DESCRIPTION	LOCATION NUMBER	KEY NUMBER	DESCRIPTION	LOCATION NUMBER	KEY NUMBER	DESCRIPTION	LOCATION NUMBER	KEY NUMBER
PIPE SUB ASSY,SUCTION	1-J11	16507 P	PLATE,CAMSHAFT SHIM	1-I6	41. H	PLATE,HORN BUTTON CONTACT	2-F10	5.
	1-K11	16507 Q	PLATE,CAMSHAFT THRUST	1-L2	13571	PLATE,HORN BUTTON LEAD,UP	2-F10	9.
PIPE SUB ASSY,TAIL	1-E12	17405	PLATE,CAUTION	1-J13	76562	PLATE,IDLE GEAR THRUST	1-L2	13572
PIPE SUB ASSY,THROUGH FEE	1-D4	23083	PLATE,CAUTION	1-J13	76563		1-L2	13572 A
PIPE SUB ASSY,VACUUM	1-H8	44708	PLATE,CAUTION COMPLETE E	1-J3	76581	PLATE,LOCK	2-G3	900436
	1-L8	44708		1-E4	76581		2-C11	900436
PIPE SUB ASSY,WATER FILTE	1-J11	16086		1-C11	76581		2-G11	900436
PIPE,SUCTION	1-C8	44414		1-C11	76581 A	PLATE,NAME	2-K3	76554
	2-B10	44414		1-J13	76581		2-C6	35.
PISTON ASSY,MASTER CYL	2-K5	1.		1-J13	76581 A		2-G11	76554
	2-K5	10.		1-K13	76581 B	PLATE,OIL FILTER	1-L3	16.
PISTON ASSY,WHEEL CYL	2-A11	2.		1-K13	76581 C	PLATE,PUSH	2-B6	3.
PISTON,FEED PUMP	1-K6	2.		2-G9	76581		2-B6	22.
PISTON,MASTER CYL	2-K5	2.	PLATE,CAUTION COMPLETE F	1-J3	76581	PLATE,RELEASE FORK BOOT	2-H2	31125
	2-K5	11.		1-E4	76581	PLATE,RETAINER	1-G9	28.
	2-B3	2.		1-C11	76581		1-G9	37.
PISTON,S/S	1-H2	13216		1-C11	76581 A		1-G9	38.
PISTON SUB ASSY,MASTER CY	2-A3	1.		1-B13	76581		1-J9	33.1
PISTON,WHEEL CYL	2-I11	2.	PLATE,CAUTION COMPLETE J	1-C13	3.	PLATE,SETTING	1-K13	79991
	2-I11	6.		1-J13	76581		1-K13	79991 B
PIVOT SUB ASSY	2-H2	31901	PLATE,CAUTION E	1-J13	76561		2-K2	51649
PLATE	1-L9	11.1		1-J13	76561 A		2-F4	51649
	1-B10	15.		1-J13	76561 B		2-F4	51649 A
	1-B10	16.		1-J13	76561 D		2-L6	79991
	1-B10	21.		1-J13	76561 E		2-J7	51649
	1-E10	16.		1-J13	76561 F	PLATE,SIDE	1-I10	15.
	1-E10	19.		1-J14	76561 A	PLATE,SPG	1-M4	82.
PLATE,AIR BAFFLE	2-M12	09654		2-L6	76561		1-B5	125.
PLATE ASSY,BRAKE BACKING,	1-K11	16861	PLATE,CAUTION ENG	2-G8	76571 A		1-G5	97.
	2-K10	47050		1-G1	76579 B		1-I5	145.
	2-K10	47060		1-F3	76579	PLATE,STRG COLUMN ADJ	2-F9	45259
	2-E11	47070		2-G8	76579		2-F9	45259 A
	2-E11	47080		2-G8	76579 A	PLATE SUB ASSY,CYL BLOCK	1-B2	11405
PLATE ASSY,HORN BUTTON CO	2-F10	3.	PLATE,CAUTION J	1-J13	76561 C	PLATE SUB ASSY,DISTANCE	2-B6	16.
PLATE ASSY,P/B BACKING	2-E6	46520	PLATE,CAUTION PS A	2-B10	76582	PLATE SUB ASSY,METER CIRC	2-J8	3.
PLATE,BACK	1-E10	10.	PLATE,CAUTION PS C	2-B10	76582	PLATE SUB ASSY,STRG COLUM	2-F9	45207
PLATE,CAM	1-M4	81.	PLATE,CAUTION PS F	2-B10	76582	PLATE SUB ASSY,VALVE HOLD	1-F6	19.
	1-G5	96.	PLATE,CAUTION PS S	2-B10	76582	PLATE,T/M NAME	4	2-G11 76553
PLATE,CAMSHAFT SHIM	1-H6	38.	PLATE,CAUTION S	2-G8	76561	PLATE,T/M NAME	G	2-G3 76553
	1-H6	41. A	PLATE,CAUTION V	2-G8	76562	PLIER,SLIP JOINT	2-L11	09870
	1-H6	41. B	PLATE,CENTER	1-L9	10.	PLUG	1-L1	9609
	1-H6	41. C	PLATE,CONNECTING	2-F10	10.		1-L3	3.
	1-H6	41. D	PLATE,DISTANCE	2-B6	17.		1-F4	9619
	1-H6	41. E	PLATE,FRICTION	2-K2	31264		1-J8	9609
	1-H6	41. F	PLATE,HORN BUTTON CONTACT	2-F10	4.		1-J8	9609 A



PLUG

--> RELAY ASSY

A L P H A B E T I C A L I N D E X

DESCRIPTION	LOCATION NUMBER	KEY NUMBER	DESCRIPTION	LOCATION NUMBER	KEY NUMBER	DESCRIPTION	LOCATION NUMBER	KEY NUMBER
PLUG	1-I10	3.	PLUG SUB ASSY,CYLINDER EN	2-K5	21.	PULLEY,ALTERNATOR	1-J9	60.
	1-E11	9619		2-J9	44108	PULLEY ASSY ALTERNATOR W/	1-G9	50.
	2-H3	9619	PLUG SUB ASSY,FUEL DRAIN	1-C11	77012	PULLEY ASSY,BELT TENSION	1-C8	16380
	2-C11	9619	PLUG,VALVE SPG	1-L3	5.		1-C8	16380 A
	2-C11	9619 A	PLUNGER,LOCKOUT	2-B4	33225	PULLEY ASSY,CRANKSHAFT	1-H2	13470
PLUG,AIR	1-G4	2.	POINT ASSY,CONTACTOR	1-M9	27.		1-J2	13470
	1-H11	3.		1-C10	30.	PULLEY,COOLANT PUMP	1-F7	16173
PLUG ASSY,FUEL DRAIN	1-C11	77010		1-C10	32.		1-I7	16173
PLUG ASSY,GLOW	1-H8	19110	POINTER,TIMING	1-B2	11391	PULLEY,CRANKSHAFT	1-I2	13471
PLUG,BLEEDER	2-B3	6.	PRE-FILTER ASSY,FUEL	1-C11	23500	PULLEY,GEN	1-L7	7.
PLUG,DRAIN	1-H11	8.		1-G11		PULLEY,TENSION	1-C8	16384
PLUG,EXPANSION	1-G1	9639 A	PRE-FILTER ASSY,FUEL EXPO	1-C11	23020	PUMP ASSY,COOLANT	1-F7	16100
	1-G1	9639 B	PRESS ASSY	C 2-D12	09480		1-I7	16100
	1-H1	9639 C	PRESS,CRANK GEAR	F 2-D12	09482	PUMP ASSY,FUEL FEED	1-J7	
	1-H1	9639 D	PRESS,CRANK GEAR	R 2-D12	09482 A		1-D4	22560
	1-H1	9639 E	PRESS,CYL HEAD	2-D12	09434		1-K6	
	1-H1	9639 F		2-D12	09434 A	PUMP ASSY,INJ	D 1-D4	22000
	1-L1	9639 A		2-D12	09434 B	PUMP ASSY,OIL L/STNR	1-J3	15110
	1-L1	9639 B	PRESS SUB ASSY	C 2-D12	09402 D	PUMP ASSY,PS	1-C8	44310
	1-L1	9639 C		2-D12	09402 E		1-I10	
	1-L1	9639 D	PROTECTOR	2-L6	52941	PUMP ASSY,PS W/TANK	1-I10	1. A
	1-L1	9639 E	PROTECTOR,CABLE	1-B14	82992		1-I10	1. B
	1-L1	9639 F		1-B14	82992 A		1-I10	1. C
	1-C2	9639 A		2-G9	82992	PUMP ASSY,VACUUM	1-F7	29300
	1-C2	9639 B		2-G9	82992 A		1-I7	29300
	1-E5	30.	PROTECTOR,HEAT	1-E10	26.		1-L7	
PLUG,HOLE	2-G4	9639	PROTECTOR SUB ASSY	1-J13	47806	PUMP ASSY,WATER	1-J9	47.
	2-E6	47496	PROTECTOR,TUBE	2-I5	8.	PUMP UNIT,INJ	D 2-D13	87180
	2-K10	47496	PULLER ASSY	2-I12	09650 C	RACK,CONTROL	1-D4	22080
	2-E11	47496	PULLER ASSY	C 2-D12	09420 E		1-H6	30.
PLUG,OIL FILTER DRAIN	1-G11	3.		2-D12	09420 F	RADIATOR ASSY,HEATER	2-D13	87150
PLUG,SCREW	1-I4	16.		2-I12	09650 B	RADIATOR SUB ASSY	1-J11	16081
	1-J4	27.4		2-I12	09650 G		1-J11	16081 A
	1-M4	85.	PULLER ASSY	H 2-A13	09650	REFLECTOR ASSY,REFLEX,FR	1-M13	81580
	1-A5	113.	PULLER ASSY	I 2-D12	09420	REFLECTOR ASSY,REFLEX,RH	1-M13	81910
	1-B5	116.		2-I12	09650 A	REGULATOR ASSY,GEN	1-F9	21.
	1-B5	118.	PULLER ASSY	O 2-I12	09650 C		1-I9	28.
	1-D5	16.	PULLER ASSY	P 2-L12	09650	RELAY ASSY	2-D13	85910
	1-F5	64.	PULLER ASSY	S 2-D12	09420 D	RELAY ASSY,BATTERY MAIN	1-B14	84490
	1-I5	133.		2-H12	09420	RELAY ASSY	C 1-C14	85920 B
	1-I5	136.		2-H12	09650	RELAY ASSY,GEN WARNING LA	1-J13	27770
	1-I5	138.		2-I12	09420	RELAY ASSY	H 1-C14	85920 C
	1-F6	3.		2-L12	09650 A	RELAY ASSY,INTAKE AIR HEA	1-J13	28620
	1-F6	9.	PULLER ASSY	W 2-M12	09650 C	RELAY ASSY	L 1-C14	85920 D
	1-K6	4.		2-A13	09650 C	RELAY ASSY	P 1-B14	85910



RELAY ASSY

--> SEAL,DUST

ALPHABETICAL INDEX

DESCRIPTION	LOCATION NUMBER	KEY NUMBER	DESCRIPTION	LOCATION NUMBER	KEY NUMBER	DESCRIPTION	LOCATION NUMBER	KEY NUMBER
RELAY ASSY	P 1-B14	85920	RING,RETAINER	1-E5	41.	ROD,PUSH	2-H2	31921
RELAY ASSY	S 1-C14	85920 A		1-F5	73.	ROD,STABILIZER LINK	2-I7	48822
RELAY ASSY,START BLOCK	1-J13	28410		1-D6	13.	ROD,STRG TIE	2-H10	45461
RELAY ASSY,W/S WIPER	W 1-C14	85940		1-C7	14.	ROD SUB ASSY,P/B PAWL REL	2-H6	46209
REPAIR SET,BRAKE	2-C6	991.		1-C7	17.	ROD SUB ASSY,P/B PULL	2-H6	46302
RESERVOIR ASSY,OIL	2-F5	47220	RING RETAINER	1-M9	33.	ROD SUB ASSY,STABILIZER	2-C7	48807
	2-15			1-B10	25.	ROD SUB ASSY,VALVE PUSH	1-B3	13708
	2-15	1.	RING,RETAINER	1-H11	9.	ROD,TIMER WEIGHT	1-B7	3.
RESERVOIR ASSY,PS	E 2-B10	44360	RING, RETAINER OR SPRINGT	1-I2	9819	ROTOR ASSY	1-E10	1.
	2-D10			2-H3	9819	ROTOR ASSY,ALTERNATOR	1-F9	27.
RESERVOIR ASSY,PS EXPORT	2-B10	44370		2-H3	9819		1-I9	30.
RESERVOIR SUB ASSY,VACUUM	2-E5	44704		2-H3	9819	ROTOR,TURBINE	1-E10	2.
RESISTANCE,ALTERNATOR	1-F9	26.		2-H3	9819	ROTOR,VACUUM PUMP	1-L7	15.
RESISTOR,BLOWER	2-D13	87138		2-H3	9819	SCREW	1-J4	27.8
RETAINER	1-C14	900539		2-H3	9819		1-L4	69.
	2-F4	900329		2-H3	9819		1-E5	34.
	2-B6	5.		2-H3	9819		1-G5	82.
	2-B6	7.		2-H3	9819		1-E10	22.
	2-B6	10.		2-I4	9819		1-E10	24.
	2-B6	20.		2-E6	9819		2-C1	7.
	2-B6	27.		2-H9	9819		2-F1	4.
	2-C6	30.		2-H9	9819		2-G1	4.
	2-G9	900329		2-J9	9819		2-I1	2.
RETAINER,BRG	1-J9	33.		2-H11	9819		2-I1	6.
RETAINER,BRG,FR	2-F3	33131	RING,RETAINER PS	1-I10	8.		2-I1	S 6.
RETAINER,BRG,RR	2-F3	33141		1-I10	12.		2-J1	5.
RETAINER,CUSHION	1-E12	16554	RING,RETAINING	2-I1	5.		2-K1	6.
	1-J12	16554	RING SET,PISTON,STD	1-H2	13011		2-B2	4.
RETAINER,PISTON CUP	2-K5	5.	RING,SHAFT SPRING	1-I10	11.		2-C2	4.
	2-K5	14.	RING,SYNCHRO	2-F3	33371	SCREW,AIR BLEEDER	2-A11	8.
RIB,	2-K6	52541		2-F3	33371		2-I11	10.
	2-K6	52541 A	RING,TYPE 1 MTG,RH	2-I1	3.	SCREW,SET	2-K3	9399
RING,BACK UP	2-J9	44236	RING,TYPE 2 MTG,RH	2-I1	3.		2-C4	9389
	2-J9	44236 A	RIVET	2-F2	9479		2-G4	9389
RING,CAMSHAFT ADJ	1-G5	98.		2-H9	9459		2-K5	9.
	1-B7	9.		2-L10	9479	SCREW,STOPPER	1-L4	70.
RING,DISC WHEEL	2-C8	42613		2-E11	9479		1-L4	71.
RING GEAR & DRIVE PINIONT	2-G11	41203	ROD,ADJ	2-K2	52415		1-G5	83.
RING,NOZZLE	1-E10	21.	ROD ASSY,CONNECTING	1-H2	13260		1-G5	84.
	1-E10	44.	ROD ASSY,PUSH	2-B6	14.	SCREW,VALVE ADJ	1-B3	13787
RING,PACKING	1-E4	23667	ROD ASSY,TIE	2-H10	45460	SEAL	1-L4	73.
	1-D6	10.	ROD,FEED PUMP PUSH	1-K6	1.		1-G5	86.1
RING,RETAINER	1-J4	28.5	ROD,LINK	2-G4	9569	SEAL,BALL JOINT DUST	2-H10	45447
	1-L4	60.		2-G5	9569	SEAL,DUST	2-G9	900319
RING, RETAINER	1-M4	83.	ROD,MASTER CYL PUSH	2-A3	9.		2-D10	3.



3-D4

SEAL,DUST COVER

--> SHAFT SUB ASSY,COOLA

ALPHABETICAL INDEX

DESCRIPTION	LOCATION NUMBER	KEY NUMBER	DESCRIPTION	LOCATION NUMBER	KEY NUMBER	DESCRIPTION	LOCATION NUMBER	KEY NUMBER
SEAL,DUST COVER	2-I4	37354	SEAT,RUBBER CUSHION	2-J7	48838	SHAFT,B/C	1-M4	92. F
SEALED BEAM UNIT	2-I1	4.	SEAT,SPG	1-J4	24.		1-M4	92. G
SEAL,OIL	1-C2	9828 A		1-K4	52.		1-M4	92. H
	1-C2	9828 B		1-E5	25.		1-M4	92. J
	1-L4	64.		1-F5	65.		1-M4	92. K
	2-H3	9828		2-K2	47941		1-M4	92. L
	2-H3	9828 A		2-K2	47941 A		1-M4	92. M
	2-K3	9828	SEAT,TIMER SPG	1-B7	8.		1-A5	92. N
	2-C4	9828	SEAT,VALVE EXH	1-G1	11135		1-A5	92. P
	2-C4	9828 A	SEAT,VALVE INTAKE	1-G1	11131		1-A5	92. Q
	2-I4	9828	SEAT,VALVE SPG,LWR	1-B3	13734		1-A5	92. R
	2-J9	9828	SEAT,VALVE SPG,UPR	1-B3	13735		1-A5	S 92.
	2-I10	9828	SEMISEALED BEAM UNIT	2-I1	4.		1-A5	92. T
	2-I10	9828 A	SENSOR ASSY,REVOLUTION	1-I8	83190		1-A5	94.
	2-C11	9828	SEPARATOR ASSY WATER EXPO	1-C11	44820		1-H5	114. A
	2-C11	9828 A	SEPARATOR SUB ASSY,WATERJ	1-C11	44803		1-H5	114. B
	2-H11	9828	SERVO ASSY,HYD VACUUM	1-H11			1-H5	114. C
SEAL,OIL PS	1-I10	7.	SHACKLE,FR SPG	2-E5	44620		1-H5	114. D
SEAL,PISTON	2-B3	4.		2-B6			1-H5	114. E
	2-B6	18.	SHACKLE SUB ASSY,FR SPG	2-C7	48441		1-H5	114. F
SEAL,PLATE	1-K1	11499	SHACKLE SUB ASSY,RR SPG	2-C7	48041		1-H5	114. G
SEAL,RING	1-E10	5.	SHAFT	2-I7	48038		1-H5	114. H
	1-E10	6.		1-I4	8.		1-H5	114. J
	1-E10	7.		1-J4	27.3		1-H5	114. K
SEAL,SLIPPER	2-J9	44235		1-J4	27.6		1-H5	114. L
	2-J9	44235 A		1-J4	28.4		1-H5	114. M
	2-J9	44235 B		1-K4	45.		1-H5	114. N
SEAL,STRG GEAR DUST	2-J9	45333		1-D5	8.		1-H5	114. P
SEAL SUB ASSY,COOLANT PUM	1-J7	3.		1-E5	40.		1-H5	114. Q
SEAL SUB ASSY,DUST	2-B6	25.		1-F5	66.		1-H5	114. R
	2-C6	29.		1-F5	76.		1-H5	S114.
SEAL,VALVE STEM OIL	1-B3	13719	SHAFT,1ST AND REV SHIFT	2-B4	33242		1-H5	114. T
SEAL,WASHER	1-C13	7.	SHAFT,2ND AND 3RD SHIFT	2-B4	33244		1-H5	116.
SEAT	1-C11	77614	SHAFT,4TH AND 5TH SHIFT	2-B4	33246	SHAFT,BRAKE PEDAL	2-E5	47124
	1-D11	77614 A		2-B4	33246 A		2-F5	47124 A
	1-D11	77614 B	SHAFT ASSY,IDLE GEAR	1-L2	13580	SHAFT,DRIVE	1-L9	12.
SEAT,	2-K6	51154	SHAFT ASSY,PROP,RR	2-I4	37120		1-B10	14.
SEAT,BALL JOINT	2-E4	33756	SHAFT ASSY,PS SECTOR	2-J9	44170	SHAFT,INPUT	2-F3	33311
	2-E4	33756 A	SHAFT ASSY,STRG	2-F9	45210	SHAFT,LOAD CONTROL LEVER	1-L4	63.
	2-F4	33756 B	SHAFT,AXLE	2-C11	42311		1-F5	58.
SEAT,BRAKE SHOE HOLD DOWN	2-E6	47449	SHAFT,B/C	1-M4	92. A	SHAFT,OUTPUT	2-F3	33321
	2-K10	47449		1-M4	92. B	SHAFT,REV IDLER	2-G3	33451
	2-E11	47449		1-M4	92. C	SHAFT,STRG SLIDING	2-F9	45216
SEAT,PLUNGER SPG,LWR	1-H6	29.		1-M4	92. D	SHAFT SUB ASSY,ACCEL LINK	2-C9	78103
SEAT,PLUNGER SPG,UPR	1-H6	28.		1-M4	92. E	SHAFT SUB ASSY,COOLANT PU	1-J7	2.

DESCRIPTION	LOCATION NUMBER	KEY NUMBER	DESCRIPTION	LOCATION NUMBER	KEY NUMBER	DESCRIPTION	LOCATION NUMBER	KEY NUMBER
SHAFT SUB ASSY,SELECT LEV	2-B4	33205	SHIM	T 1-E5	23. D	SHIM	T 1-C6	5.1 D
SHAFT SUB ASSY,SHIFT LEVE	2-B4	33203		1-E5	23. E		1-C6	5.1 E
SHAFT SUB ASSY,VALVE ROCK	1-B3	13901		1-E5	23. F		1-C6	5.1 F
SHAFT,TENSION PULLEY	1-C8	16383		1-E5	49. A		1-C6	5.1 G
SHAFT,VACUUM PUMP ROTOR	1-L7	2.		1-F5	49. B		1-C6	5.1 H
SHAFT,VANE PUMP	1-I10	9.		1-F5	49. C		1-C6	5.1 J
SHELL SUB ASSY,SERVO	2-B6	24.		1-F5	49. D		1-C6	5.1 K
	2-C6	28.		1-F5	49. E		1-C6	5.1 L
SHIM	1-I4	11. A		1-F5	49. F		1-C6	5.1 M
	1-I4	11. B		1-F5	78. A		1-C6	5.1 N
	1-I4	11. C		1-F5	78. B		1-C6	5.1 P
	1-I4	11. D		1-F5	78. C		1-C6	5.1 Q
	1-I4	11. E		1-G5	78. D		1-C6	5.1 R
	1-I4	11. F		1-G5	78. E		1-C6 S	5.1 T
	1-I4	22. A		1-G5	78. F		1-C6	5.1 T
	1-J4	22. B		1-G5	78. G		1-C6	5.1 U
	1-J4	22. C		1-G5	78. H		1-C6	5.1 V
	1-J4	22. D		1-G5	78. J		1-C6	5.1 W
	1-J4	22. E		1-B6	5. A		1-C6	5.1 X
	1-J4	22. F		1-B6	5. B		1-C6	5.1 Y
SHIM,DIFF	T 2-G11	41123		1-B6	5. C		1-C6	5.1 Z
	2-G11	41123 A		1-B6	5. D		1-C6	5.2 A
SHIM,FR AXLE CASTER	2-C7	43114		1-B6	5. E		1-C6	5.2 B
SHIM	T 1-E4	900111		1-B6	5. F		1-C6	5.2 C
	1-K4	36. A		1-B6	5. G		1-D6	5.2 D
	1-K4	36. B		1-B6	5. H		1-D6	5.2 E
	1-K4	36. C		1-B6	5. J		1-D6	5.2 F
	1-K4	36. D		1-B6	5. K		1-D6	5.2 G
	1-K4	36. E		1-B6	5. L		1-D6	5.2 H
	1-K4	36. F		1-B6	5. M		1-D6	5.2 J
	1-L4	65. A		1-B6	5. N		1-D6	5.2 K
	1-L4	65. B		1-B6	5. P		1-D6	5.2 L
	1-L4	65. C		1-B6	5. Q		1-D6	5.2 M
	1-L4	65. D		1-B6	5. R		1-F6	26. A
	1-L4	65. E		1-B6 S	5.		1-F6	26. B
	1-L4	65. F		1-B6	5. T		1-G6	26. C
	1-D5	11. A		1-B6	5. U		1-G6	26. D
	1-D5	11. B		1-B6	5. V		1-G6	26. F
	1-D5	11. C		1-B6	5. W		1-G6	26. G
	1-D5	11. D		1-B6	5. X		1-G6	26. H
	1-D5	11. E		1-B6	5. Y		1-G6	26. J
	1-D5	11. F		1-C6	5. Z		1-G6	26. K
	1-D5	23. A		1-C6	5.1 A		1-G6	26. L
	1-D5	23. B		1-C6	5.1 B		1-G6	26. M
	1-D5	23. C		1-C6	5.1 C		1-G6	26. N



SHIM

--> SPRING, BRAKE SHOE HO

ALPHABETICAL INDEX

DESCRIPTION	LOCATION NUMBER	KEY NUMBER	DESCRIPTION	LOCATION NUMBER	KEY NUMBER	DESCRIPTION	LOCATION NUMBER	KEY NUMBER
SHIM	T 1-G6	26. P	SHIM	T 1-C7	16. A	SPACER	1-12	900116
	1-G6	26. Q		1-C7	16. B		1-F3	900116
	1-G6	26. R		1-C7	16. C		1-F3	900116A
	1-G6	26. S		1-C7	16. D		1-F3	900312
	1-G6	26. T		1-C7	16. E		1-G3	900312A
	1-G6	26. U		1-C7	16. F		1-E4	900116
	1-G6	26. V		1-C7	16. G		1-F7	900116
	1-G6	26. W		1-C7	16. H		1-F7	900116A
	1-G6	26. X		1-C7	16. J		1-C8	900116
	1-G6	26. Y		1-C7	16. K		1-D11	77686
	1-G6	26. Z		2-G3	900315		1-D11	900312
	1-G6	26.1 A		2-K5	3.		2-E1	7.
	1-G6	26.1 B		2-K5	12.		2-B2	3.
	1-G6	26.1 C	SHIM, T = 0.70	1-G6	26. E		2-G3	900312
	1-G6	26.1 D	SHOCKABSORBER ASSY,FR	2-C7	48500		2-G3	900312A
	1-G6	26.1 E		2-F7			2-G3	900312B
	1-H6	40. A	SHOCKABSORBER ASSY,RR	2-I7	48530		2-F4	900312
	1-H6	40. B		2-L7			2-D7	900485
	1-H6	40. C	SHOE ASSY	2-K10	47410		2-D7	900485B
	1-H6	40. D		2-E11	47410		2-J7	900485
	1-H6	40. E	SHOE ASSY,P/B	2-E6	46530		2-J7	900485A
	1-H6	40. F	SHROUD SUB ASSY,FAN	1-K11	16701		2-D10	4.
	1-H6	40. G	SILENCER	2-B6	9.		2-F10	6.
	1-H6	40. H		2-C7	48182		2-F10	7.
	1-I6	41. G		2-I7	48182	SPACER,DIFF CARRIER	T 2-G11	41231
	1-I6	41. J	SILENT,BLOCK	1-F3	12575	SPACER,FAN PULLEY	1-F7	16377
	1-I6	41. K	SLEEVE,PLUNGER CONTROL	1-H6	33.	SPACER,P/B LEVER	2-H6	46251
	1-B7	6. A	SLEEVE,STABILIZER BAR	2-C7	48861	SPACER,PISTON	2-B6	15.
	1-B7	6. B		2-C7	48861 A	SPEEDOMETER ASSY	N 2-G8	83110
	1-B7	6. C		2-J7	48861		2-K8	
	1-B7	6. D		2-J7	48861 A	SPIDER,DIFF	2-G11	41371
	1-B7	7. A	SLEEVE,T/M SYNCHRO	2-F3	33363	SPIDER SUB ASSY,U-JOINT	2-I4	37401
	1-B7	7. B		2-F3	33363 A	SPRING	1-I10	4.
	1-B7	7. C		2-F3	33363 B		1-I10	16.
	1-B7	7. D	SLINGER	1-J7	6.		2-I1	7.
	1-B7	13. A	SOCKET AND WIRE SUB ASSY,	1-M13	81805	SPRING,ADJUSTER LOCK	2-A11	6.
	1-B7	13. B		2-J8	6.		2-I11	8.
	1-B7	13. C	SOCKET SUB ASSY,METER BUL	2-J8	3.1	SPRING ASSY	2-K2	47660
	1-B7	13. D		2-J8	4.1	SPRING ASSY,FR	2-C7	48120
	1-B7	13. E	SOCKET SUB ASSY,W/WIRE PA	2-F13	1.	SPRING ASSY,RR	2-I7	48220
	1-B7	13. F	SOCKET WRENCH AND RELATED	2-I12	09839 A	SPRING,B/C	1-M4	91.
	1-B7	13. G		2-M12	09839		1-A5	96.
	1-B7	13. H		2-A13	09839		1-H5	113.
	1-C7	13. J		2-A13	09839 D		1-H5	118.
	1-C7	13. K	SOCKET,W/WIRE	2-C2	6.	SPRING,BRAKE SHOE HOLD DO	2-K10	47446

DESCRIPTION	LOCATION NUMBER	KEY NUMBER	DESCRIPTION	LOCATION NUMBER	KEY NUMBER	DESCRIPTION	LOCATION NUMBER	KEY NUMBER
SPRING, BRAKE SHOE HOLD DO	2-E11	47446	SPRING, RETURN	1-E5	36.	STUD	1-G3	9319
SPRING, BRUSH	1-I9	26.		1-F5	75.		1-G3	9369
SPRING, COMPRESSION	2-F2	9871		1-G5	104.		1-F6	2.
	2-L2	9871		1-G5	106.		1-B9	9369
	2-I3	9871		1-I5	144.		1-B9	9369 A
	2-C4	9871	SPRING, START	1-K4	40.		1-E11	9309
	2-K5	18.		1-F5	53.		1-G12	9329
	2-E6	9871	SPRING, START BRUSH	1-L9	4.		1-L12	9329
	2-I6	9871		1-B10	6.		1-E14	9309
	2-H9	9871	SPRING, TENSION	2-L2	9873		2-G5	9309
	2-F10	11.		2-H5	9873		2-L6	9309
SPRING, CONICAL	2-F10	12.		2-E6	9873		2-G8	9309
	2-B3	1.		2-E6	9873 A		2-J9	9319
	2-K5	6.		2-D9	9873		2-C10	9309
	2-K5	15.		2-H9	9873		2-C11	9349
	2-C6	31.		2-L10	9873	STUD, BALL JOINT	2-F4	33763
SPRING, DELIVERY VALVE	1-F6	15.		2-E11	9873	SUPPORT, AIR PIPE	2-F5	47384
SPRING, FEED PUMP CHECK VA	1-K6	11.	SPRING, TIMER	1-B7	4.	SUPPORT, EXH PIPE	1-E12	17561
SPRING, FEED PUMP PISTON	1-K6	3.		1-B7	5.		1-E12	17561 A
SPRING, GOV	1-I4	12.	SPRING, VALVE, INNER	1-B3	13732		1-J12	17561
	1-I4	18.		1-B3	13731	SUPPORT, FUEL TANK	1-D11	77646
	1-J4	23.	SPRING, VALVE, OUTER	1-L4	55.	SUPPORT SUB ASSY,	2-K6	51039
	1-J4	28.3	SPRING WASHER	1-H8	28100		2-K6	51039 A
	1-K4	38.	STARTER ASSY	1-L9		SUPPORT, VALVE ROCKER	1-B3	13951
	1-K4	39.		1-B10			1-B3	13951 A
	1-D5	12.	STATOR ASSY	1-F9	1.		1-B3	13951 B
	1-D5	18.		1-I9	1.	SWITCH ASSY	2-K2	84380
	1-E5	24.	STAY ASSY, RAD	1-J11	16500		2-C9	84380
	1-E5	39.	STAY, F/H	1-B2	11356	SWITCH ASSY, BACK UP LAMP	2-B4	84210
	1-F5	51.		1-B2	11356 A	SWITCH ASSY, BATTERY	1-B14	84410
	1-F5	52.	STAY, RAD SUPT	1-K11	16513		1-B14	84040
SPRING, MAGNET SWITCH	1-C10	35.	STAY SET, F/H	1-B2	11056	SWITCH ASSY, COMB	2-D2	
SPRING, NOZZLE	1-B6	4.	STIFFENER	2-C7	48999	SWITCH ASSY, FOG LAMP	1-B14	84160
SPRING, OIL FILTER ELEMENT	1-G11	4.	STOPPER, BRG	1-H2	13456	SWITCH ASSY, GENERALLY USE	1-B14	84280
SPRING, OIL VALVE	1-L3	6.	STOPPER, DELIVERY VALVE	1-F6	18.		1-B14	84280 A
						SWITCH ASSY, HAZARD WARNIN	1-B14	84330
SPRING, PINION RETURN	1-B10	20.	STOPPER, P/B LEVER	2-H6	46255	SWITCH ASSY, HEATER	2-D13	87480
SPRING, PUMP PLUNGER	1-G6	27.	STOPPER, PEDAL	2-K2	31322	SWITCH ASSY, LEVEL WARNING	1-K11	83460
SPRING, RELEASE FORK ANTIR	2-H2	31234	STOPPER, PINION SET	1-L9	18.	SWITCH ASSY, NEUTRAL SAFET	2-C4	84540
SPRING, RETURN	1-J4	27.9		1-B10	24.	SWITCH ASSY, OIL PRESS	1-I8	83530
	1-J4	28.	STRAINER, OIL RESVR	2-I5	4.			
	1-L4	62.		2-D10	1.	SWITCH ASSY, START	1-B14	84510
	1-M4	77.	STRAP, BAND	1-I8	900803	SWITCH ASSY, START MAGNET	1-M9	25.
	1-M4	80.	STRUT, P/B SHOE LEVER	2-E6	46612	SWITCH ASSY, STOP LAMP	2-F5	84340
	1-B5	124.	STUD	1-G1	9359	SWITCH ASSY, TEMP	1-K11	83430 A
	1-E5	35.		1-G1	9359 A		1-K11	83430 B

SWITCH ASSY, TEMP --> WASHER,S/ABS CUSHION

ALPHABETICAL INDEX

DESCRIPTION	LOCATION NUMBER	KEY NUMBER	DESCRIPTION	LOCATION NUMBER	KEY NUMBER	DESCRIPTION	LOCATION NUMBER	KEY NUMBER
SWITCH ASSY, TEMP	1-K11	83430 C	TOOL, INJ PUMP	D 2-E12	09511 P	VANE, COOLANT PUMP	1-J7	4.
SWITCH ASSY, VACUUM WARNIN	2-F5	83390	TOOL, INJ PUMP	F 2-E12	09511 M	V-BELT	1-F7	900145
SWITCH ASSY, W/S WIPER	1-B14	84650	TOOL, INJ PUMP	G 2-E12	09511 C		1-I7	900145
SWITCH CONTACT	2-D2	2.		2-E12	09511 F		1-I8	900145
TACHOMETER ASSY, ENG	N 2-G8	83270	TOOL, INJ PUMP	P 2-E12	09511 H	V-BELT SET	1-C8	900149
TANK ASSY, FUEL	1 1-C11	77110	TOOL, INJ PUMP	T 2-D12	09511		1-I8	900149
TANK SUB ASSY, HEADER	1-K11	16601		2-E12	09511 J		1-L8	900149
TAPPET, FEED PUMP	1-K6	6.		2-E12	09511 K	WASHER	1-L7	23.
	1-K6	7.		2-E12	09511 N		1-G11	5.
	1-K6	15.	TOOL, VALVE LAPPING	V 2-D12	09431	WASHER, DIFF PINION THRUST	2-G11	41351
TAPPET SUB ASSY, INJ PUMP	1-F6	21.	TRANSMISSION ASSY, FOR SE	2-C3	33010	WASHER, DIFF SIDE GEAR THR	2-G11	41361
	1-F6	22.	TUBE	1-L11	900562	WASHER, LOCK	2-G3	9279
	1-F6	23.	TUBE, OIL RESVR	2-I5	6.		2-I10	9279
	1-F6	25.		2-I5	7.		2-C11	9279
TEE, 3-WAY	2-H5	9749		2-I5	7.1	WASHER, NIPPLE	1-L7	19.
TERMINAL ASSY, W/NUT	1-M9	30.	TUBE SUB ASSY, STRG COLUMN	2-F9	45205		1-L7	20.
	1-C10	37.	TURBOCHARGER ASSY	1-B9	24100		1-L7	21.
TERMINAL, BATTERY POSITIVE	1-C14	900855		1-E10			1-J9	53.
TERMINAL, PLATE CONNECTOR	1-F9	10.	U-BOLT	2-D7	999411		1-J9	55.
	1-F9	11.		2-E7	999411A		1-J9	57.
TERMINAL W/LEAD WIRE	1-F9	22.		2-K7	999411		1-J9	58.
TERMINAL, W/LEAD WIRE	1-F9	23.		2-K7	999411A	WASHER, PLAIN	1-A5	111.
	1-I9	29.	U-BOLT SUB ASSY, EXH PIPE	1-E12	17509		1-I5	131.
THERMOSTAT	1-F7	900146		1-J12	17509		1-I6	44.
THROWER, OIL	1-E10	4.	UNIT ASSY, COOLER	2-I13	88520		1-I6	52.
TIMER ASSY, AUTO	1-D4	22500	VALVE ASSY, FLOW CONTROL	1-I10	1. A		1-L7	9.
	1-B7			1-I10	1. B		1-D8	9269
TIMER ASSY, INTAKE AIR HEA	1-J13	28630		1-I10	1. C		1-G9	33.
TIRE, RADIAL RIB PATTERN	2-C8	42657	VALVE ASSY, SOLENOID	1-H8	27610		1-F12	9269 X
	2-E8	42657		1-H8	27610 A		1-F12	9269 Y
TIRE, RIB PATTERN	2-C8	42641		1-L8	27610		1-K12	9269 X
	2-C8	42651		2-E5	27610		1-K12	9269 Y
	2-E8	42651	VALVE ASSY, VACUUM CHECK	2-E5	44730		2-C4	9269
TOOL, ADJ	R 2-J12	09665	VALVE, COOLANT COCK	1-H8	16181		2-C4	9269 A
TOOL, ADJ	S 2-A13	09665 A	VALVE, EXH, STD	1-B3	13715		2-E6	9269
TOOL AND ACCESSORY SET	2-L11	09030	VALVE, FEED PUMP CHECK	1-K6	10.	WASHER, S/ABS CUSHION	2-D7	900483
TOOL ASSY, INJ PUMP	B 2-D12	09500	VALVE, FILTER SAFETY	1-L3	7.		2-D7	900483A
TOOL ASSY	V 2-D12	09470	VALVE, INTAKE, STD	1-B3	13711		2-D7	900483B
TOOL, INJ PUMP	B 2-E12	09511 G	VALVE SUB ASSY,	2-K5	19.		2-D7	900483C
TOOL, INJ PUMP	C 2-D12	09511 A		2-B6	1.		2-F7	1.
	2-E12	09511 D	VALVE SUB ASSY, CHECK	1-L7	18.		2-F7	3.
	2-E12	09511 E		1-J9	56.		2-J7	900483
	2-E12	09511 N	VALVE SUB ASSY, DELIVERY	1-F6	14.		2-J7	900483A
	2-E12	09511 S	VALVE SUB ASSY, OVER FLOW	1-I6	47.		2-J7	900483B
TOOL, INJ PUMP	D 2-E12	09511 B	VALVE SUB ASSY, WASTE GATE	1-F3	24103		2-J7	900483C



WASHER,S/ABS CUSHION--> YOKE,U-JOINT

ALPHABETICAL INDEX

DESCRIPTION	LOCATION NUMBER	KEY NUMBER	DESCRIPTION	LOCATION NUMBER	KEY NUMBER	DESCRIPTION	LOCATION NUMBER	KEY NUMBER
WASHER,S/ABS CUSHION	2-J7	900483D	WASHER,SPECIAL	1-I6	53.			
WASHER SET,CRANKSHAFT THR.	1-H2	11011		1-C7	18.			
	1-H2	11012	WASHER,START	1-L9	21.			
WASHER,SOFT	1-L1	9659	WASHER,THRUST	T 2-A3	3.			
	1-G3	9659		2-G3	900313			
	1-F4	9659		2-G3	900313A			
	1-F4	9659		2-G3	900313B			
	1-F4	9659		2-F4	900313			
	1-I6	48.		2-F4	900313A			
	1-I6	49.		2-I4	900313			
	1-I6	56.		2-C9	900313			
	1-K6	19.		2-G9	900313			
	1-K6	20.		2-H10	900313			
	1-G7	9659	WEATHERSTRIP	2-G9	900575			
	1-I7	9659	WEIGHT,TIMER	1-B7	2.			
	1-D8	9659		1-B7	2.1			
	1-J8	9659	WHEEL ASSY,STRG L/HORN BU.	2-F9	45110			
	1-L8	9659		2-F10				
	1-E11	9659	WHEEL ASSY,TIRE	2-E8	42620			
	1-E11	9659	WHEEL,DISC	5 2-C8	42611			
	1-E11	9659		2-E8	42611			
	1-F14	9659	WHEEL,DISC	6 2-C8	42611			
	2-L2	9659	WHEEL SUB ASSY,STRG	2-F10	2.			
	2-A3	6.	WING NUT SET	1-C13	4.1			
	2-H3	9659	WIRE,GLOW PLUG GROUND	1-H8	19112			
	2-H3	9659	WIRE,ROPE	2-D12	09491			
	2-G5	9659	WRENCH	2-D12	09411			
	2-K5	8.	WRENCH,FILTER	2-L11	09553			
	2-C10	9659		2-E12	09553			
	2-C11	9659	WRENCH,HUB NUT	2-L11	09849			
	2-C11	9659		2-A13	09849	A		
WASHER,SPECIAL	1-I4	13.	WRENCH,HUB NUT	3 2-L11	09840			
	1-K4	33.	WRENCH,MONKEY	2-L11	09800			
	1-M4	88.	WRENCH,OPEN END	1 2-L11	09814			
	1-A5	101.	WRENCH SUB ASSY,FILTER	2-D12	09503			
	1-A5	106.	YOKE ASSY, START	1-B10	1.			
	1-A5	112.	YOKE SUB ASSY,PROP SHAFT	2-I4	37306			
	1-A5	114.	YOKE SUB ASSY,U-JOINT W/S	2-I4	37309			
	1-D5	13.	YOKE,U-JOINT	2-I4	37315			
	1-E5	46.						
	1-G5	109.						
	1-I5	123.						
	1-I5	132.						
	1-I5	134.						
	1-F6	10.						

初版発行 86.7.31 CAT.NO.RB-1010-E(278F)
改訂版発行 88.9.20 CAT.NO.RB-1011-E(331F)
改訂版発行 89.12.20 CAT.NO.RB-1012-E(360F)
改訂版発行 91.5.31 CAT.NO.RB-1013-E(370F)

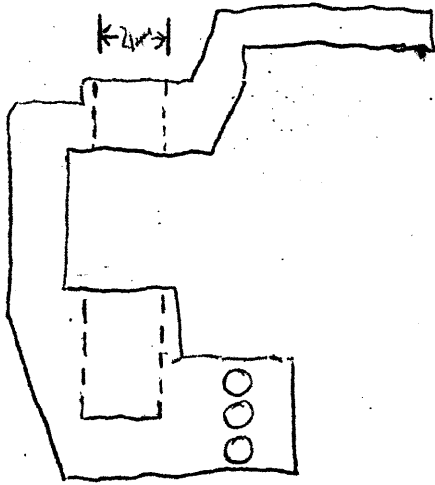
REVISION REF. CODE INDEX

REVISION REF. CODE	ENGINE, CHASSIS & CAB NUMBER	BODY MAKER	REVISION REF. CODE	ENGINE, CHASSIS & CAB NUMBER	BODY MAKER	REVISION REF. CODE	ENGINE, CHASSIS & CAB NUMBER	BODY MAKER
ABB20106	FROM RB145K - 40033		HTB20651	FROM RB145K - 40039		RBB20452	FROM RB145K - 40089	
ABB20117	FROM RB145K - 40035		NA550643	FROM RB145K - 40027				
ABB20118	FROM RB145K - 40038		PB220157	FROM RB145K - 40031		RBB20456	FROM RB145K - 40090	
ABB20119	FROM RB145K - 40039		RA211086	FROM RB145K - 40024				
ABB20146	FROM RB145K - 40089		RA211409	FROM RB145K - 40101		RBB20457	FROM RB145K - 40087	
AL340120	FROM RB145K - 40038		RBB20220	FROM RB145K - 40018		RBB20503	FROM RB145K - 40094	
			RBB20223	FROM RB145K - 40014				
			RBB20228	FROM RB145K - 40018				
AL530034	FROM RB145K - 40094		RBB20229	FROM RB145K - 40014				
ALEA0191	FROM RB145K - 40091		RBB20237	FROM RB145K - 40013		RBB20511	FROM RB145K - 40107	
			RBB20243	FROM RB145K - 40013				
B2AB0002	FROM RB145K - 40014		RBB20266	FROM RB145K - 40024		RBB50017	FROM RB145K - 40094	
B2AB0003	FROM RB145K - 40026		RBB20270	UP TO RB145K - 40026	KANAZAWA			
B2AB0004	FROM RB145K - 40027		RBB20276	FROM RB145K - 40026		RBB50052	FROM RB145K - 40089	
CL210570	FROM RB145K - 40024		RBB20285	FROM RB145K - 40029				
			RBB20287	FROM RB145K - 40029				
CL210585	FROM RB145K - 40033		RBB20292	FROM RB145K - 40033		RBB50096	FROM RB145K - 40011	
CL210711	FROM RB145K - 40073		RBB20297	FROM RB145K - 40035				
EF751179	FROM W04C - TA17707		RBB20298	FROM RB145K - 40035		RBB50098	FROM RB145K - 40099	
			RBB20299	FROM RB145K - 40035				
			RBB20302	FROM RB145K - 40035				
FA220779	FROM RB145K - 40043		RBB20306	FROM RB145K - 40035		RBB50106	FROM RB145K - 40116	
FA220865	FROM RB145K - 40099		RBB20308	FROM RB145K - 40035		RBB50107	FROM RB145K - 40115	
			RBB20313	FROM RB145K - 40038		RBB50110	FROM RB145K - 40116	
			RBB20316	FROM RB145K - 40038				
			RBB20317	FROM RB145K - 40038				
FA220866	FROM RB145K - 40099		RBB20322	FROM RB145K - 40039		RBB50111	FROM RB145K - 40116	
			RBB20324	FROM RB145K - 40039		RBB50116	FROM RB145K - 40117	
			RBB20333	FROM RB145K - 40039				
FA220867	FROM RB145K - 40107		RBB20334	FROM RB145K - 40039				
			RBB20338	FROM RB145K - 40057		RBB50117	FROM RB145K - 40117	
FB110084	FROM RB145K - 40029		RBB20343	FROM RB145K - 40042				
FB110106	FROM RB145K - 40024		RBB20348	FROM RB145K - 40049		RHB20208	FROM RB145K - 40111	
FB110658	FROM RB145K - 40090		RBB20353	FROM RB145K - 40050				
			RBB20354	FROM RB145K - 40049				
			RBB20410	FROM RB145K - 40077				
FD111013	FROM RB145K - 40039					RJB20208	FROM RB145K - 40039	
HTB20287	FROM RB145K - 40022		RBB20440	FROM RB145K - 40090		RUB50076	FROM RB145K - 40109	
HTB20530	FROM RB145K - 40035							
HTB20621	FROM RB145K - 40038					ST220774	FROM RB145K - 40038	

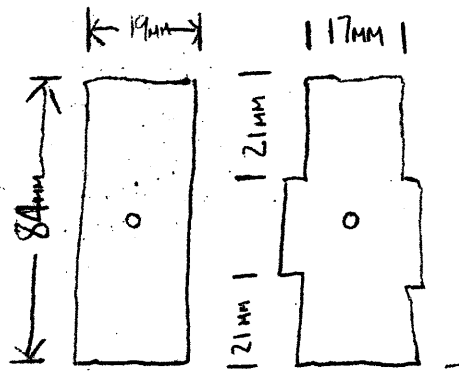


REVISION REF. CODE INDEX

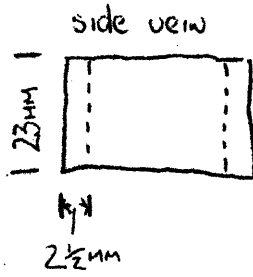
REVISION REF. CODE	ENGINE, CHASSIS & CAB NUMBER	BODY MAKER	REVISION REF. CODE	ENGINE, CHASSIS & CAB NUMBER	BODY MAKER	REVISION REF. CODE	ENGINE, CHASSIS & CAB NUMBER	BODY MAKER
ST220820	FROM RB145K - 40042		W04CT500	FROM W04C - TA16000				
ST220881	FROM RB145K - 40069		W04CT592	FROM WB4C - TA10860				
ST220956	FROM RB145K - 40097							
ST220968	FROM RB145K - 40097		W04CT623	FROM W04C - TA17707				
ST220992	FROM RB145K - 40111		W04CT625	FROM W04C - TA17415				
			W04CT669	FROM W04C - TA17821				
ST221000	FROM RB145K - 40115		W04CT747	FROM W04C - TA18008				
TM211500	FROM RB145K - 40022							
TM211525	FROM RB145K - 40031		W04D0679	FROM W04C - TA11182				
TM211549	FROM RB145K - 40031		W04D0703	FROM W04C - TA11476				
TM211967	FROM RB145K - 40073		W04D0708	FROM W04C - TA11476				
TM212130	FROM RB145K - 40099		W04D0747	FROM W04C - TA12359				
			W04D0764	FROM W04C - TA12572				
W04CT104	FROM W04C - TA10860		W04D0769	FROM W04C - TA12572				
W04CT116	FROM W04C - TA11594		W04D0772	FROM W04C - TA12850				
W04CT139	FROM W04C - TA11359		W04D0799	FROM W04C - TA11912				
W04CT140	FROM W04C - TA11816		W04D0815	FROM W04C - TA13903				
W04CT151	FROM WB4C - TA11323							
W04CT185	FROM W04C - TA12199		W04D0902	FROM W04C - TA16331				
W04CT202	FROM W04C - TA11912		W04D0948	FROM W04C - TA16548				
W04CT207	FROM W04C - TA12324		W06E0228	FROM W04C - TA12850				
W04CT228	FROM W04C - TA12572		W06E0281	FROM W04C - TA14093				
W04CT287	FROM W04C - TA12843							
W04CT305	FROM W04C - TA11724		W06E0313	FROM W04C - TA15592				
W04CT321	FROM W04C - TA13132		W06E0342	FROM W04C - TA15707				
W04CT323	FROM W04C - TA13135							
W04CT345	FROM W04C - TA13452							
W04CT361	FROM W04C - TE10315							
	FROM W04C - TF10130							
W04CT411	FROM W04C - TA13452							



machine holes from
21mm to 22mm diameter



machine down
shaft to 17mm diameter
at each end &
21mm towards centre
both ends



make bronze
bushes 22mm diameter
inside diameter 17mm
(thickness 2 1/2mm)
length being 23mm